

PHOTOMETRICS REPORT

# OVATION

E-2 FC



# Table of Contents

<b>Introduction</b> .....	1
<b>Testing Process</b> .....	1
Total Illuminance Measurements.....	1
Testing Lab Equipment and Process.....	1
<b>Photometrics &amp; Chromaticity Reports</b> .....	2
<b>Full Flood - Full Power - Calibration Off - Fan set to On</b> .....	3
Report Summary.....	3
Overall Measurement.....	3
Beam Details.....	4
ISO Diagrams.....	5
Chromaticity.....	6
TM-30 Details.....	7
<b>Full Flood - 3200K - Calibration Off - Fan set to On</b> .....	8
Report Summary.....	8
Overall Measurement.....	8
Beam Details.....	9
ISO Diagrams.....	10
Chromaticity.....	11
TM-30 Details.....	12
<b>Full Flood - 4000K - Calibration Off - Fan set to On</b> .....	13
Report Summary.....	13
Overall Measurement.....	13
Beam Details.....	14
ISO Diagrams.....	15
Chromaticity.....	16
TM-30 Details.....	17
<b>Full Flood - 5600K - Calibration Off - Fan set to On</b> .....	18
Report Summary.....	18
Overall Measurement.....	18
Beam Details.....	19
ISO Diagrams.....	20
Chromaticity.....	21
TM-30 Details.....	22
<b>Full Spot - Full Power - Calibration Off - Fan set to On</b> .....	23
Report Summary.....	23
Overall Measurement.....	23

Beam Details .....	24
ISO Diagrams .....	25
Chromaticity.....	26
TM-30 Details .....	27
<b>Full Spot - 3200K - Calibration Off - Fan set to On .....</b>	<b>28</b>
Report Summary.....	28
Overall Measurement.....	28
Beam Details .....	29
ISO Diagrams .....	30
Chromaticity.....	31
TM-30 Details .....	32
<b>Full Spot - 4000K - Calibration Off - Fan set to On .....</b>	<b>33</b>
Report Summary.....	33
Overall Measurement.....	33
Beam Details .....	34
ISO Diagrams .....	35
Chromaticity.....	36
TM-30 Details .....	37
<b>Full Spot - 5600K - Calibration Off - Fan set to On .....</b>	<b>38</b>
Report Summary.....	38
Overall Measurement.....	38
Beam Details .....	39
ISO Diagrams .....	40
Chromaticity.....	41
TM-30 Details .....	42
<b>50% Zoom - Full Power - Calibration Off - Fan set to On .....</b>	<b>43</b>
Report Summary.....	43
Overall Measurement.....	43
Beam Details .....	44
ISO Diagrams .....	45
Chromaticity.....	46
TM-30 Details .....	47
<b>50% Zoom - 3200K - Calibration Off - Fan set to On.....</b>	<b>48</b>
Report Summary.....	48
Overall Measurement.....	48
Beam Details .....	49
ISO Diagrams .....	50
Chromaticity.....	51

TM-30 Details .....	52
<b>50% Zoom - 4000K - Calibration Off - Fan set to On.</b> .....	<b>53</b>
Report Summary .....	53
Overall Measurement .....	53
Beam Details .....	54
ISO Diagrams .....	55
Chromaticity .....	56
TM-30 Details .....	57
<b>50% Zoom - 5600K - Calibration Off - Fan set to On.</b> .....	<b>58</b>
Report Summary .....	58
Overall Measurement .....	58
Beam Details .....	59
ISO Diagrams .....	60
Chromaticity .....	61
TM-30 Details .....	62
<b>Contact Us.</b> .....	<b>63</b>

## Testing Process

### Total Illuminance Measurements

Illuminance is measured using the Viso Systems LabSpion<sup>®</sup>, which takes multiple measurements across a light beam to calculate the total delivered lumens, beam, and field of a product. These values can be described as the empirical output of the product as it projects from the lens or lenses. All photometric data contained in this report are obtained from the actual illuminance of the tested Chauvet light source and are never theoretical values derived from calculations.

### Testing Lab Equipment and Process

The Chauvet headquarters in Sunrise, Florida has a climate- and light-controlled photometric testing laboratory where Chauvet products are analyzed and photometric data are measured using the Viso Systems LabSpion<sup>®</sup> light measurement solution.

This system includes a spectrometer sensor, which measures the precise light and color output of the fixture, and a two-axis goniometer, which rotates the product to allow for multi-angle and multi-directional measurement. The Viso Light Inspector software then collects and summarizes the data. From the data gathered, the software can also measure the beam and field angles, accurate color temperature, color quality, and illuminance at multiple distances. The custom-built, Chauvet-specific template presents this information in the photometric and chromaticity reports that follow.

IES (Illuminating Engineering Society) files, an industry-standard file format, are also generated from each test for easy distribution of photometric data.

Several light meters are also used for specific products or to recheck for precision. Accuracy is verified using one or more of the devices listed below:

- Sekonic SpectroMaster C-700-U
- EXTECH HD450 Datalogging Heavy Duty Light Meter
- Asensetek Essence Lighting Passport

To ensure accurate measurements in every photometric or chromaticity test, Chauvet routinely calibrates the LabSpion<sup>®</sup> system every six months as recommended by Viso Systems.

**OVATION**  
E-2 FC

# **Photometrics & Chromaticity Reports**

# Photometric & Chromaticity Report

Ovation E-2 FC: Full Flood - Full Power - Calibration Off - Fan set to On

## Report Summary

### Measurements

Fixture Output: 5608 lm  
Fixture Peak: 12370 cd  
Fixture Efficacy: 25 lm/W  
Intensity @ 5m: 488 lux  
Color Temperature: 4575 K  
CRI: 90.2      CRI R9 Value: 92.6  
CQS: 91.8  
TLCI: 90  
TM-30 Rf: 89.7  
TM-30 Rg: 104.7  
Beam Angle (50%): 46.3°  
Field Angle (10%): 50°  
Cutoff Angle (3%): 51.2°

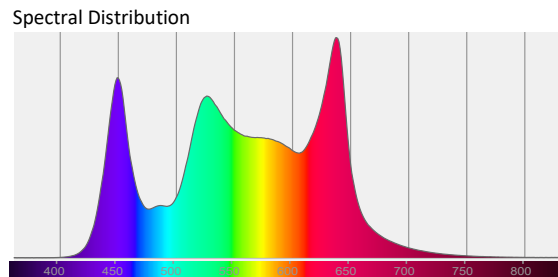
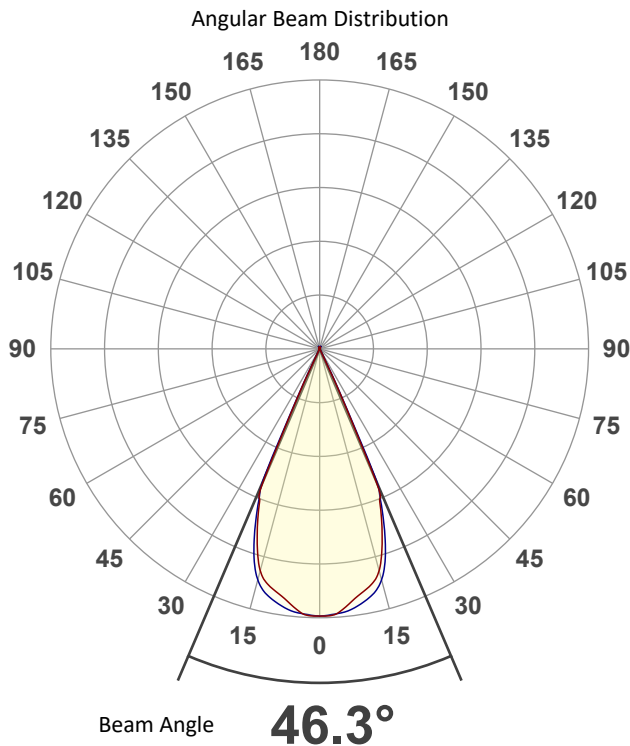
### Conditions

AC Supply: 117 V, 60.1 Hz  
Power: 228.62 W  
Current: 1.95 A  
Power Factor: 1.0



This data sheet conforms to American National Standard E1.9 – 2007 (R2017). All data was measured and calculated by a Viso Systems LabSpion Goniometer at the Chauvet PD Optics Laboratory in Sunrise, FL on 10/19/2022 to LM-63-2002 Standards.


## Overall Measurement



Tested Color (CIE 1931):

X: 0.360

Y: 0.373



Light Quality

CRI: 90.2

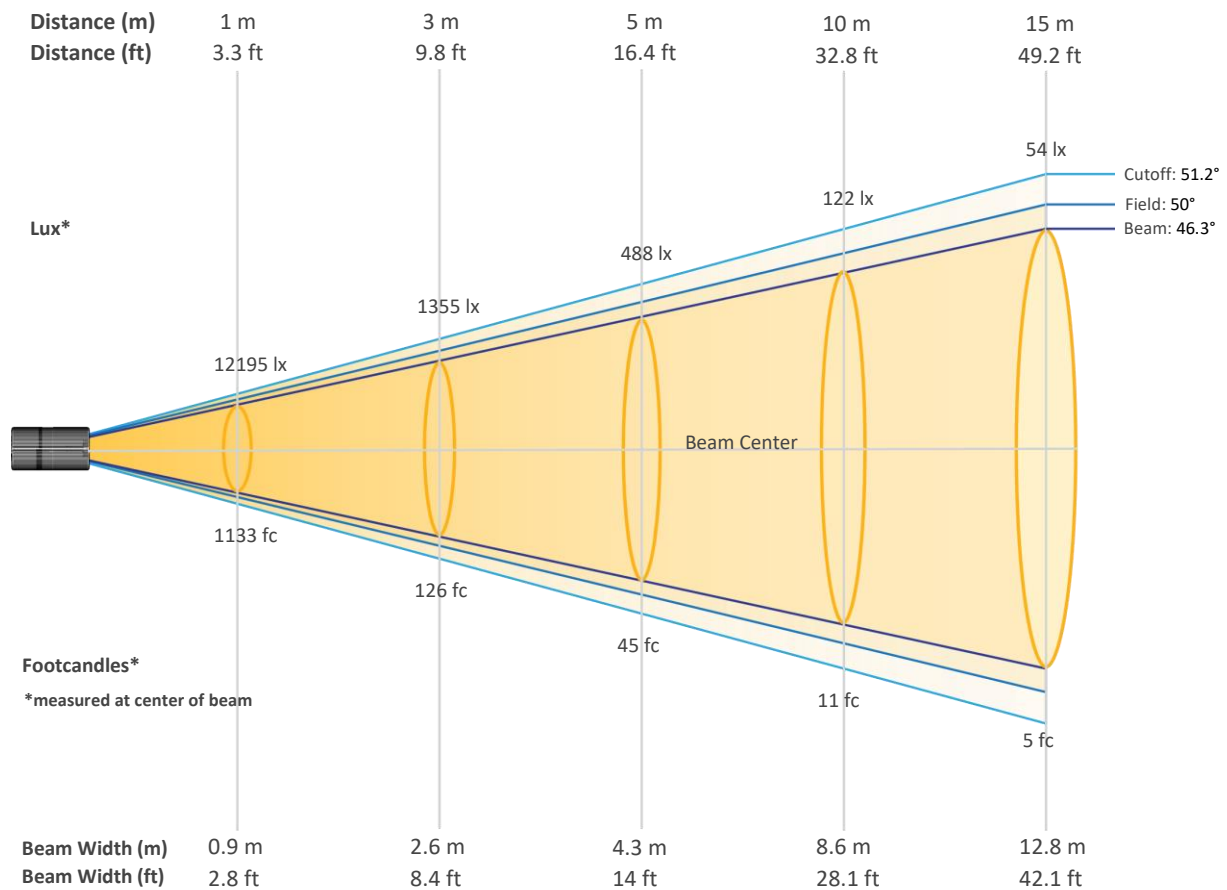
Color Temperature

4575 K

# Photometric & Chromaticity Report

Ovation E-2 FC: Full Flood - Full Power - Calibration Off - Fan set to On

## Beam Details



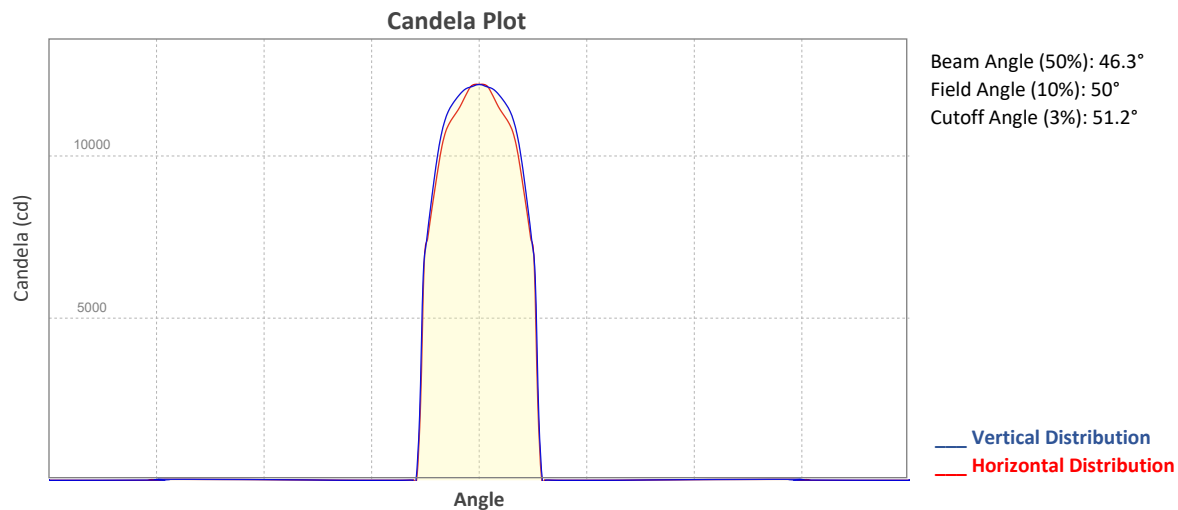
### Beam Intensities from 1-20m (3.3-65.6ft)

Distance	1m	2m	3m	4m	5m	6m	7m	8m	9m	10m
Lux	12195	3049	1355	762	488	339	249	191	151	122
Distance	11m	12m	13m	14m	15m	16m	17m	18m	19m	20m
Lux	101	85	72	62	54	48	42	38	34	30
Distance	3.3ft	6.6ft	9.8ft	13.1ft	16.4ft	19.7ft	23ft	26.2ft	29.5ft	32.8ft
FC	1133	283	126	71	45	31	23	18	14	11
Distance	36.1ft	39.4ft	42.7ft	45.9ft	49.2ft	52.5ft	55.8ft	59.1ft	62.3ft	65.6ft
FC	9	8	7	6	5	4	4	3	3	3

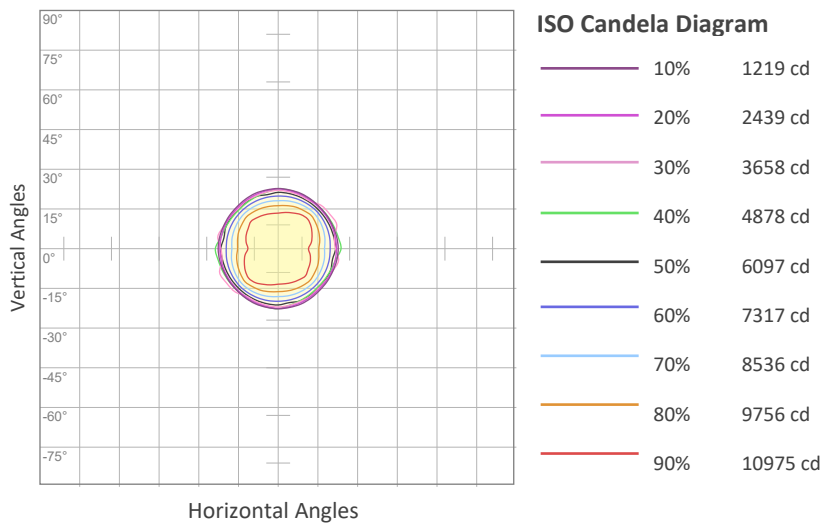


# Photometric & Chromaticity Report

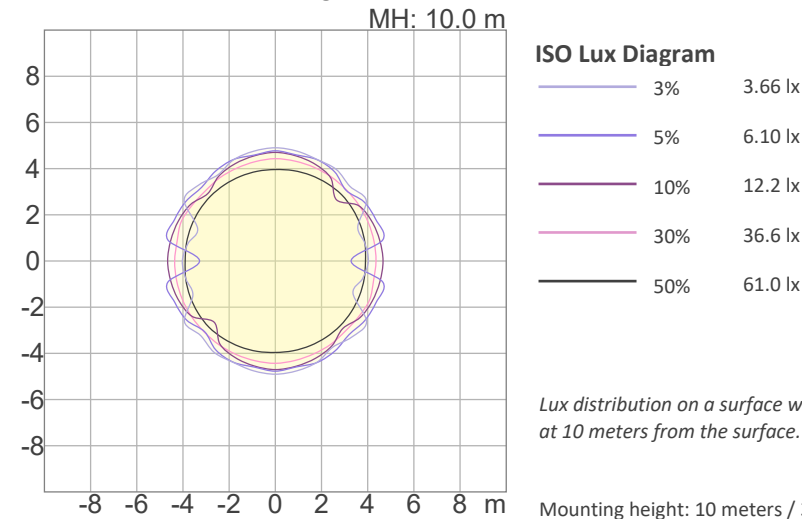
Ovation E-2 FC: Full Flood - Full Power - Calibration Off - Fan set to On



## ISO Diagrams



**Conditions:**  
 Number of c-planes: 8  
 Candela at center: 12195 cd



**Conditions:**  
 Number of c-planes: 8  
 Candela at center: 122 lx

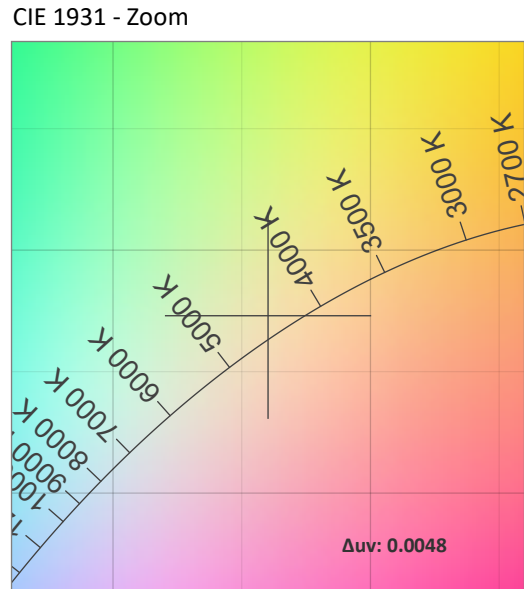
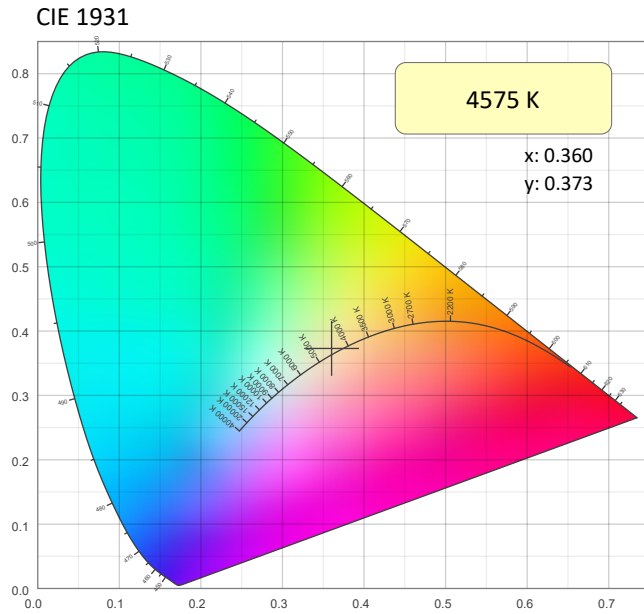
*Lux distribution on a surface when lamp is mounted at 10 meters from the surface.*



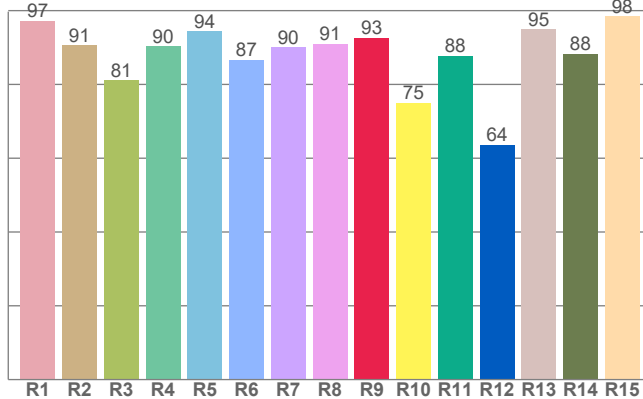
# Photometric & Chromaticity Report

Ovation E-2 FC: Full Flood - Full Power - Calibration Off - Fan set to On

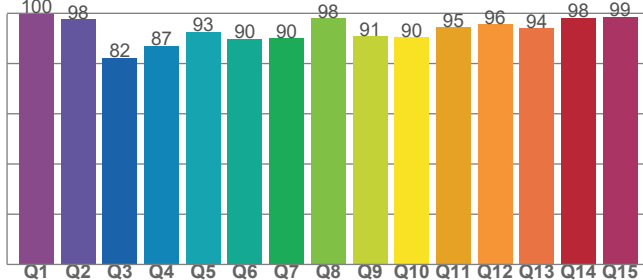
## Chromaticity



CRI: 90.2 (R1-R8)



CQS: 91.8



Color Parameters

Color Temperature	Color Coordinate CIE 1931	Color Coordinate CIE 1931
CCT	x	y
4575 K	0.360	0.373

Color Deviation from Black Body Curve	Color Coordinate CIE 1964	Color Coordinate CIE 1964
Δuv	y	u
0.0048	0.373	0.213

Color Rendering Index	Red Component	Color Quality Scale
CRI	CRI - R9	CQS
90.2	92.6	91.8

Television Lighting Consistency Index	Color Fidelity	Color Gamut
TLCI	TM30 - Rf	TM30 Rg
90	89.7	104.7



# Photometric & Chromaticity Report

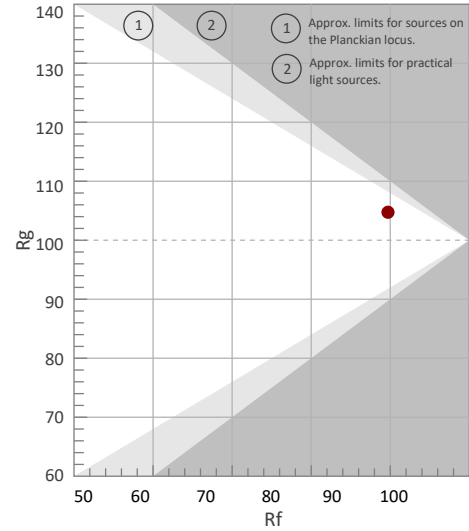
Ovation E-2 FC: Full Flood - Full Power - Calibration Off - Fan set to On

## TM-30 Details

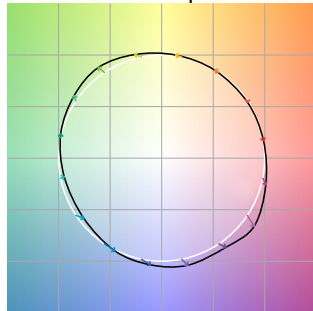
**Rf 89.7**  
Fidelity Index (Rg)

**Rg 104.7**  
Gammut Index (Rg)

Hue Bin	R <sub>f</sub>	Graphic shifts (%)	
		Chroma	Hue
1	94	0%	-3%
2	97	-1%	-1%
3	91	0%	4%
4	90	1%	6%
5	88	4%	6%
6	89	7%	2%
7	92	4%	-3%
8	93	1%	-4%
9	93	-4%	-1%
10	87	-5%	6%
11	81	0%	12%
12	83	4%	9%
13	91	7%	5%
14	88	6%	4%
15	86	11%	-5%
16	88	4%	-6%



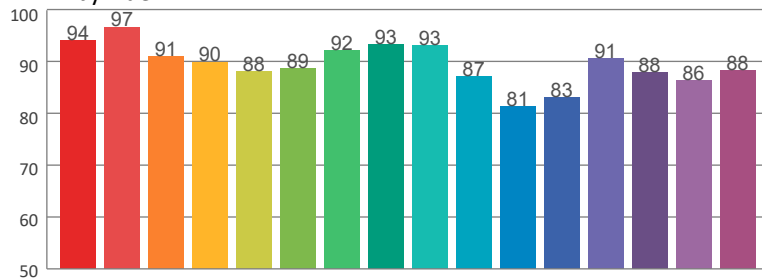
Color Vector Graphic



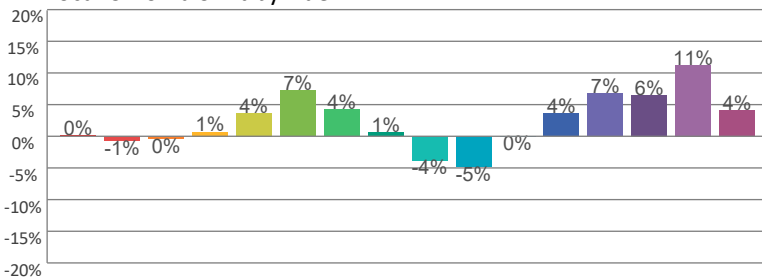
Color Distortion Graphic



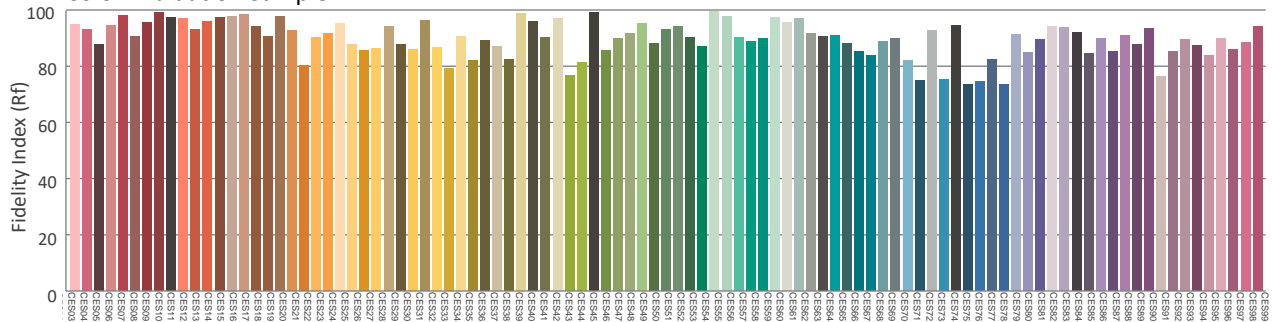
Rf by Hue



Local Chroma Shift by Hue



Color Evaluation Sample



# Photometric & Chromaticity Report

Ovation E-2 FC: Full Flood - 3200K - Calibration Off - Fan set to On

## Report Summary

### Measurements

Fixture Output: 3935 lm  
Fixture Peak: 8537 cd  
Fixture Efficacy: 26 lm/W  
Intensity @ 5m: 341 lux  
Color Temperature: 3211 K  
CRI: 93.2      CRI R9 Value: 96.5  
CQS: 90.2  
TLCI: 81  
TM-30 Rf: 89.2  
TM-30 Rg: 107.6  
Beam Angle (50%): 46.4°  
Field Angle (10%): 50.3°  
Cutoff Angle (3%): 51.3°

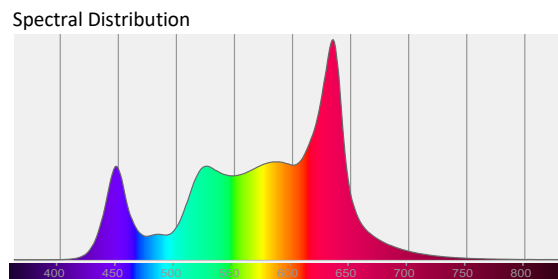
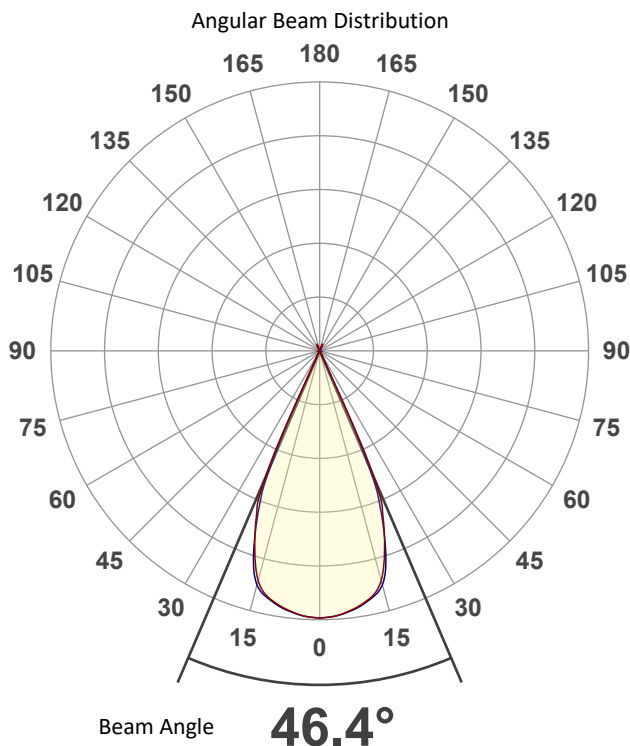
### Conditions

AC Supply: 118 V, 60.1 Hz  
Power: 153.3 W  
Current: 1.30 A  
Power Factor: 0.99



This data sheet conforms to American National Standard E1.9 – 2007 (R2017). All data was measured and calculated by a Viso Systems LabSpion Goniometer at the Chauvet PD Optics Laboratory in Sunrise, FL on 10/19/2022 to LM-63-2002 Standards.

## Overall Measurement



Tested Color (CIE 1931):

X: 0.419

Y: 0.389



Light Quality

CRI: 93.2

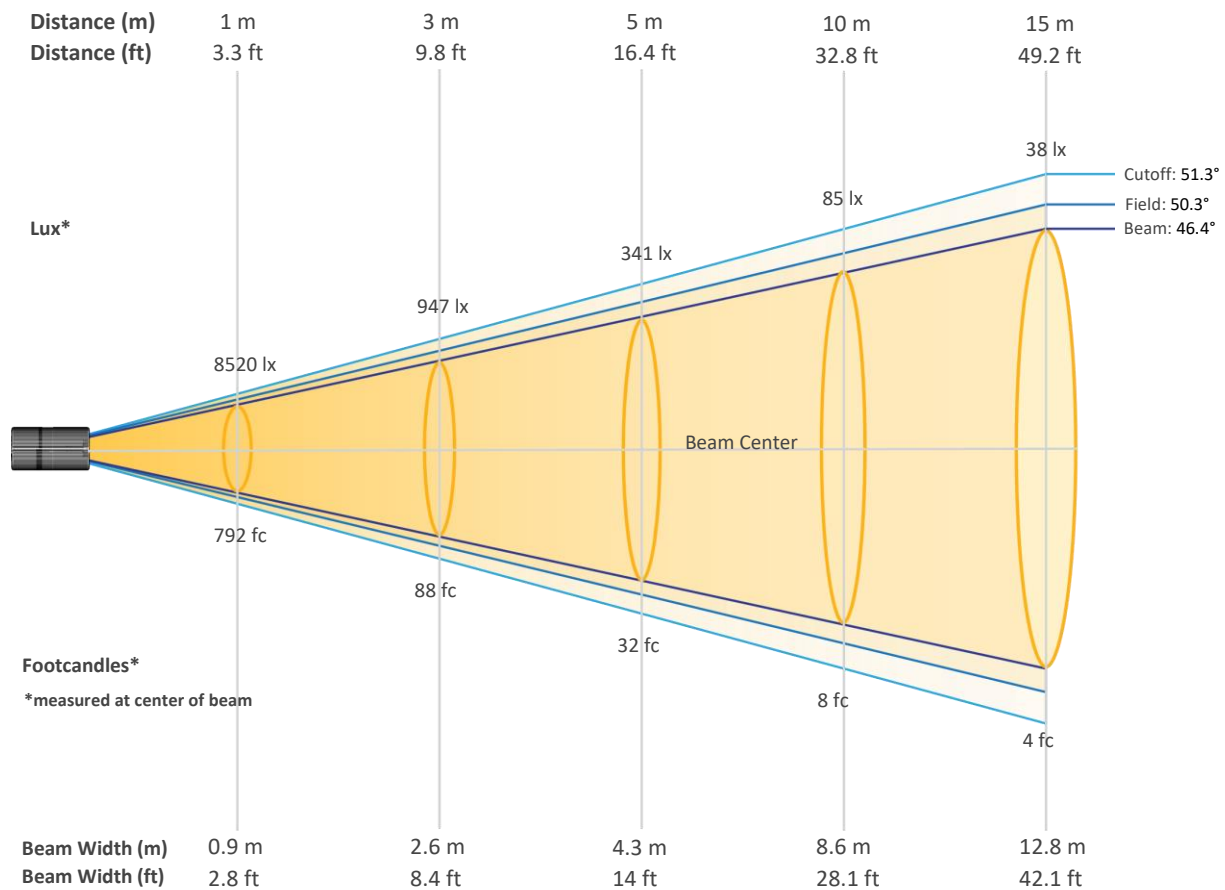
Color Temperature

3211 K

# Photometric & Chromaticity Report

Ovation E-2 FC: Full Flood - 3200K - Calibration Off - Fan set to On

## Beam Details

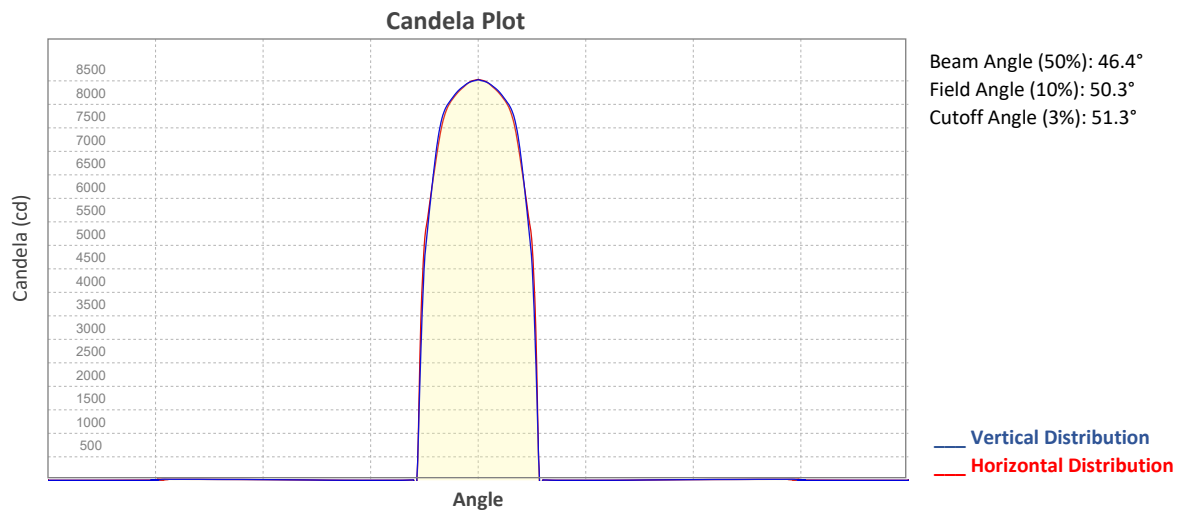


### Beam Intensities from 1-20m (3.3-65.6ft)

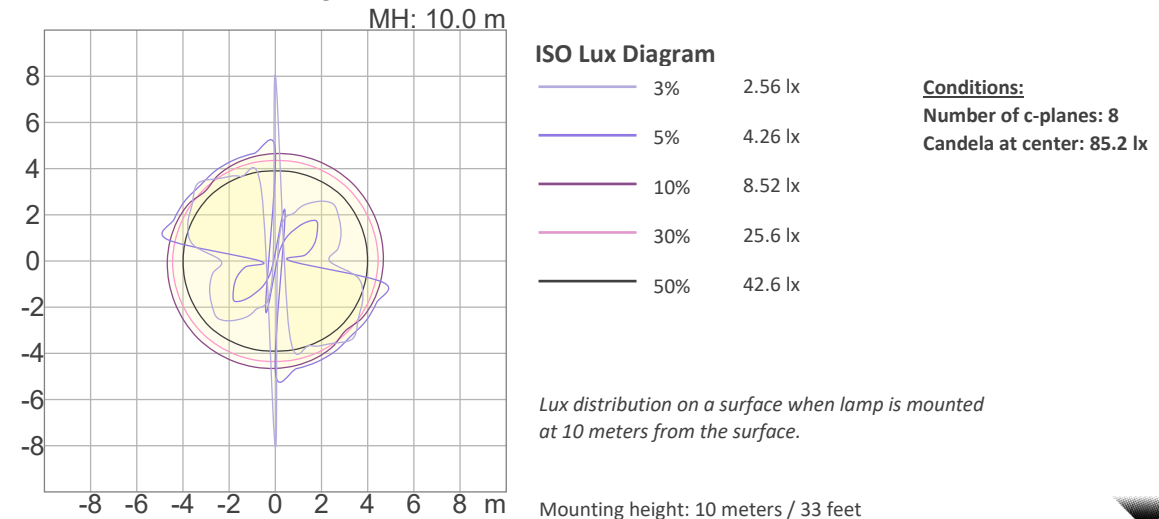
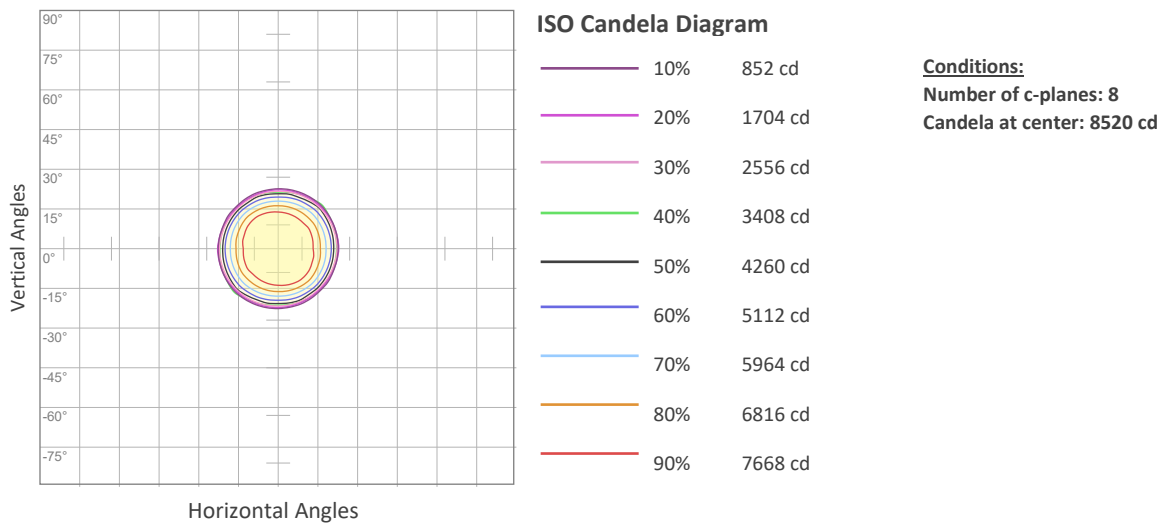
Distance	1m	2m	3m	4m	5m	6m	7m	8m	9m	10m
Lux	8520	2130	947	532	341	237	174	133	105	85
Distance	11m	12m	13m	14m	15m	16m	17m	18m	19m	20m
Lux	70	59	50	43	38	33	29	26	24	21
Distance	3.3ft	6.6ft	9.8ft	13.1ft	16.4ft	19.7ft	23ft	26.2ft	29.5ft	32.8ft
FC	792	198	88	49	32	22	16	12	10	8
Distance	36.1ft	39.4ft	42.7ft	45.9ft	49.2ft	52.5ft	55.8ft	59.1ft	62.3ft	65.6ft
FC	7	5	5	4	4	3	3	2	2	2

# Photometric & Chromaticity Report

Ovation E-2 FC: Full Flood - 3200K - Calibration Off - Fan set to On



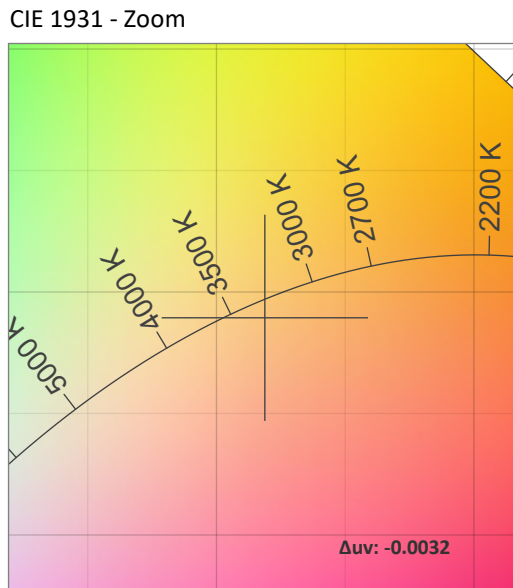
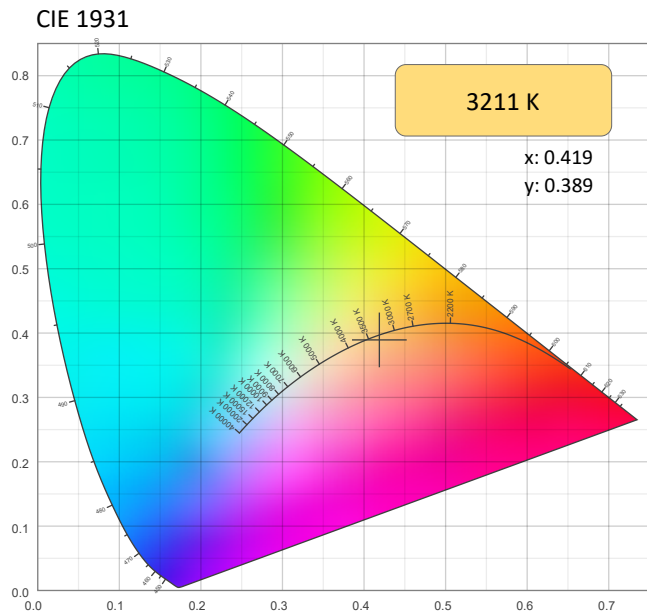
## ISO Diagrams



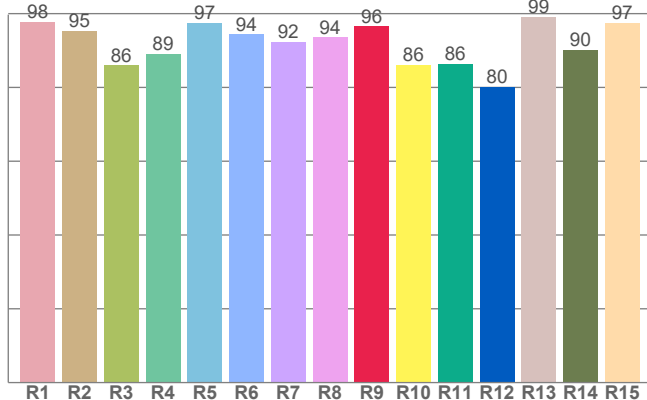
# Photometric & Chromaticity Report

Ovation E-2 FC: Full Flood - 3200K - Calibration Off - Fan set to On

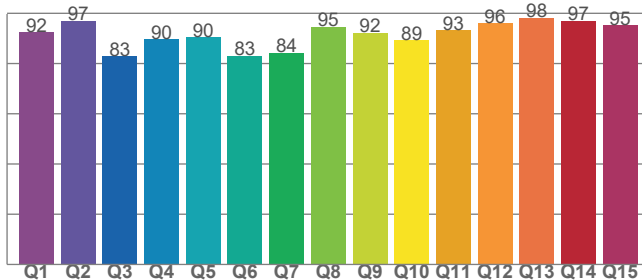
## Chromaticity



### CRI: 93.2 (R1-R8)



### CQS: 90.2



### Color Parameters

Color Temperature	Color Coordinate CIE 1931	Color Coordinate CIE 1931
CCT	x	y
3211 K	0.419	0.389

Color Deviation from Black Body Curve	Color Coordinate CIE 1964	Color Coordinate CIE 1964
Δuv	y	u
-0.0032	0.389	0.245

Color Rendering Index	Red Component	Color Quality Scale
CRI	CRI - R9	CQS
93.2	96.5	90.2

Television Lighting Consistency Index	Color Fidelity	Color Gamut
TLCI	TM30 - Rf	TM30 Rg
81	89.2	107.6

# Photometric & Chromaticity Report

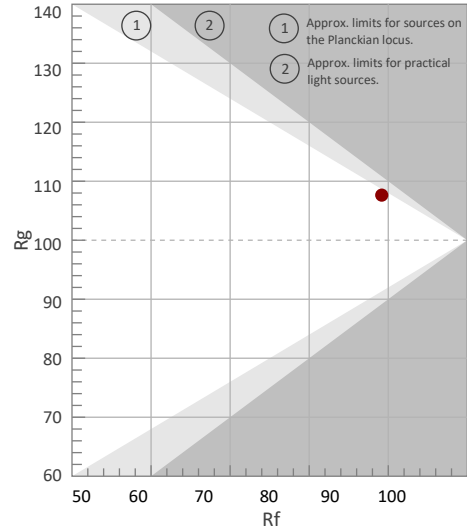
Ovation E-2 FC: Full Flood - 3200K - Calibration Off - Fan set to On

## TM-30 Details

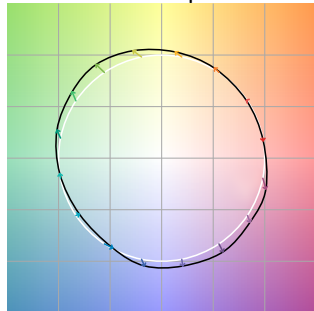
**Rf 89.2**  
Fidelity Index (Rg)

**Rg 107.6**  
Gammut Index (Rg)


Hue Bin	R <sub>f</sub>	Graphic shifts (%)	
		Chroma	Hue
1	93	0%	-3%
2	96	-1%	1%
3	88	1%	6%
4	87	4%	7%
5	87	8%	7%
6	83	11%	2%
7	85	8%	-5%
8	87	5%	-7%
9	93	0%	-5%
10	93	-4%	1%
11	86	-1%	9%
12	88	6%	4%
13	90	7%	0%
14	89	9%	-1%
15	88	6%	-4%
16	87	5%	-10%



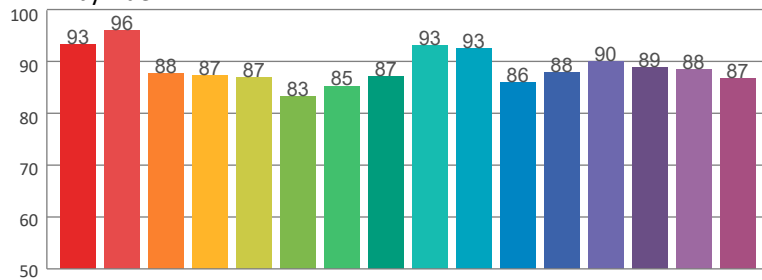
Color Vector Graphic



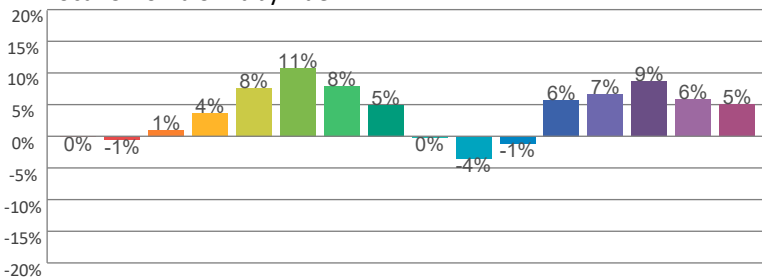
Color Distortion Graphic



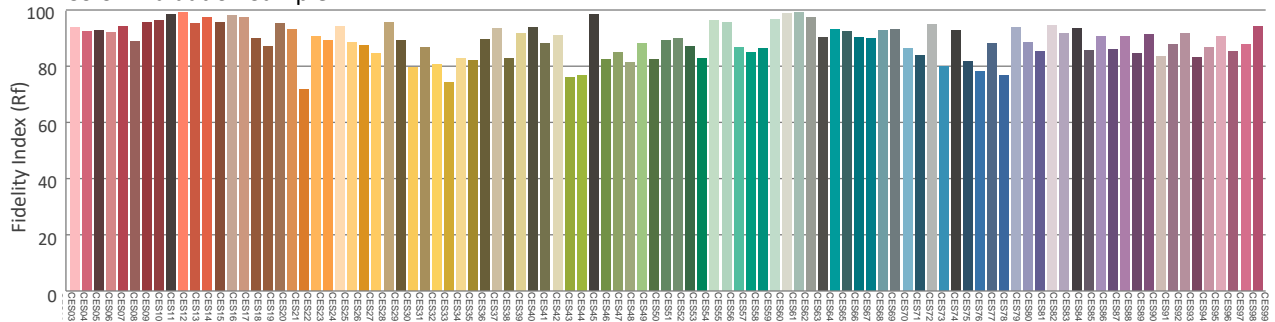
Rf by Hue



Local Chroma Shift by Hue



Color Evaluation Sample





# Photometric & Chromaticity Report

Ovation E-2 FC: Full Flood - 4000K - Calibration Off - Fan set to On

## Report Summary

### Measurements

Fixture Output: 3752 lm  
Fixture Peak: 8272 cd  
Fixture Efficacy: 24 lm/W  
Intensity @ 5m: 330 lux  
Color Temperature: 4023 K  
CRI: 93.1      CRI R9 Value: 97.3  
CQS: 91.8  
TLCI: 86  
TM-30 Rf: 90.1  
TM-30 Rg: 105.9  
Beam Angle (50%): 45.8°  
Field Angle (10%): 49.6°  
Cutoff Angle (3%): 50.5°

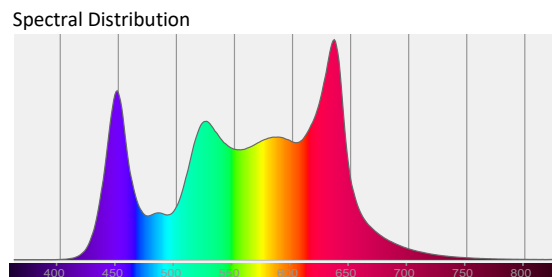
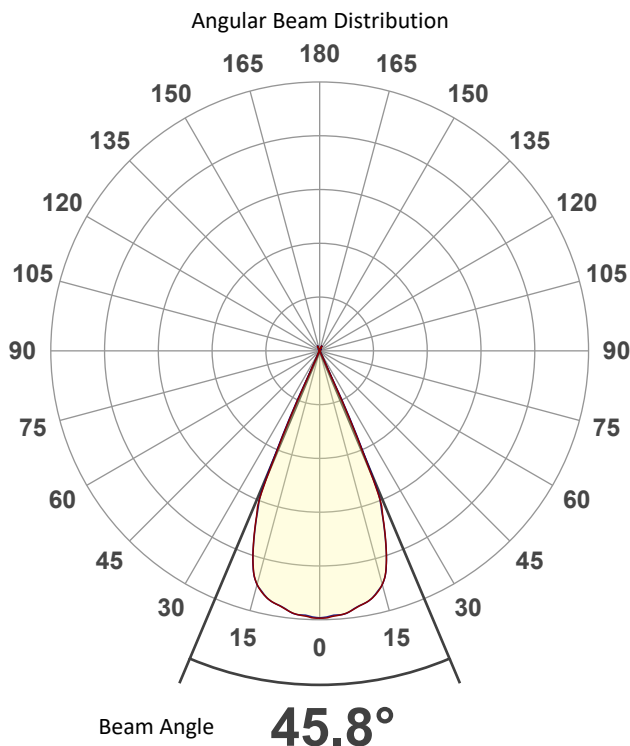
### Conditions

AC Supply: 118 V, 60 Hz  
Power: 155.67 W  
Current: 1.32 A  
Power Factor: 0.99



This data sheet conforms to American National Standard E1.9 – 2007 (R2017). All data was measured and calculated by a Viso Systems LabSpion Goniometer at the Chauvet PD Optics Laboratory in Sunrise, FL on 10/19/2022 to LM-63-2002 Standards.


## Overall Measurement



Tested Color (CIE 1931):

X: 0.377

Y: 0.368



Light Quality

CRI: 93.1

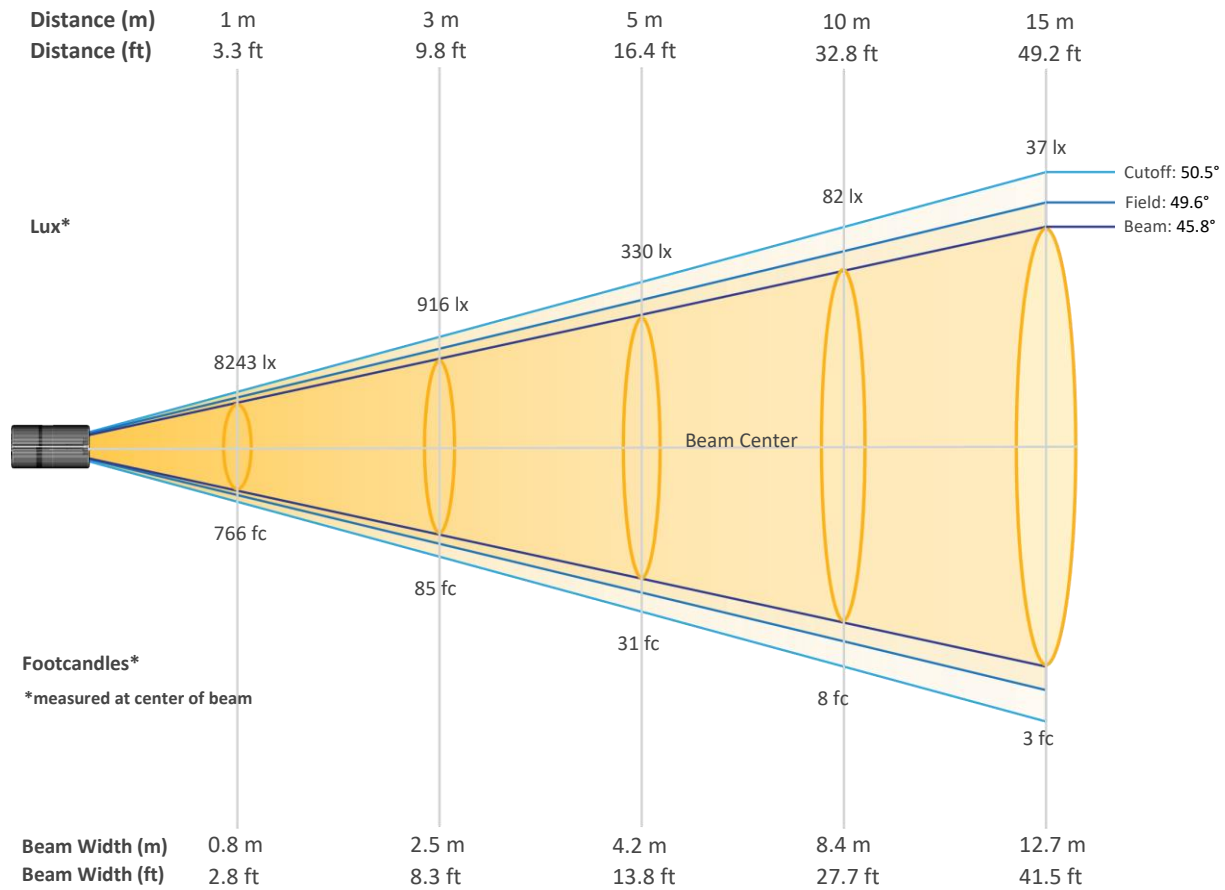
Color Temperature

4023 K

# Photometric & Chromaticity Report

Ovation E-2 FC: Full Flood - 4000K - Calibration Off - Fan set to On

## Beam Details

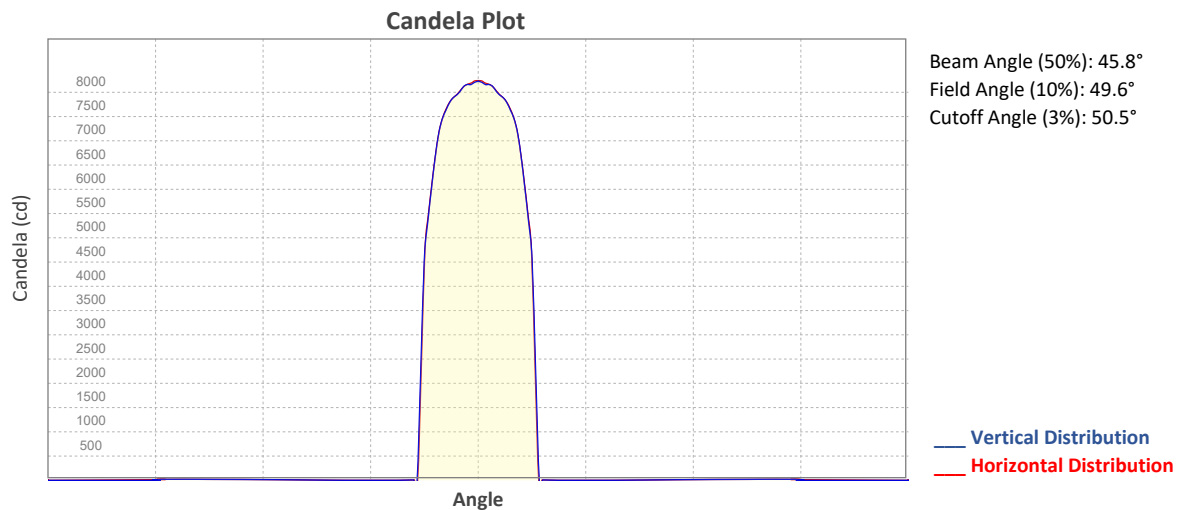


### Beam Intensities from 1-20m (3.3-65.6ft)

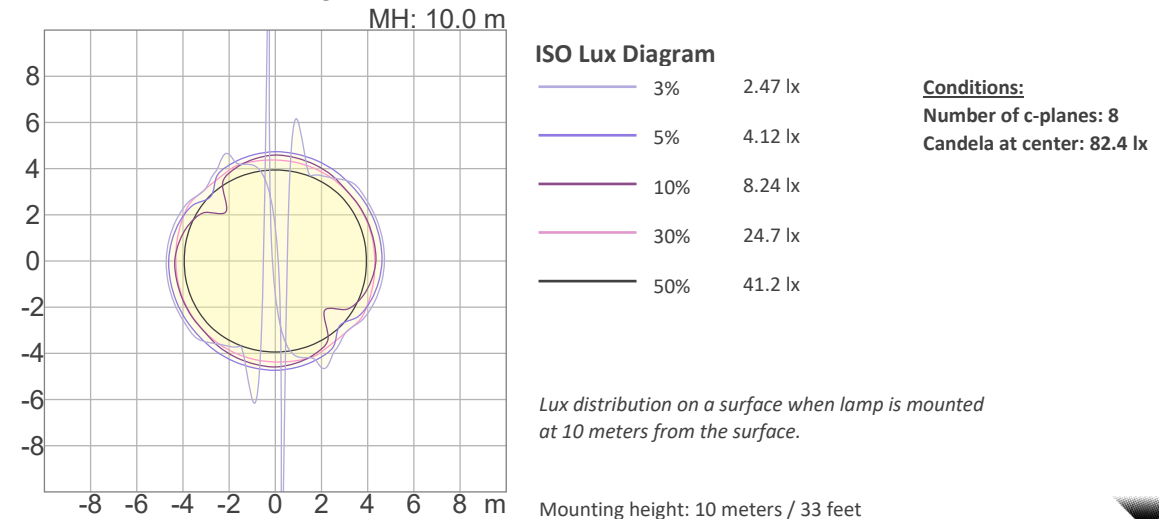
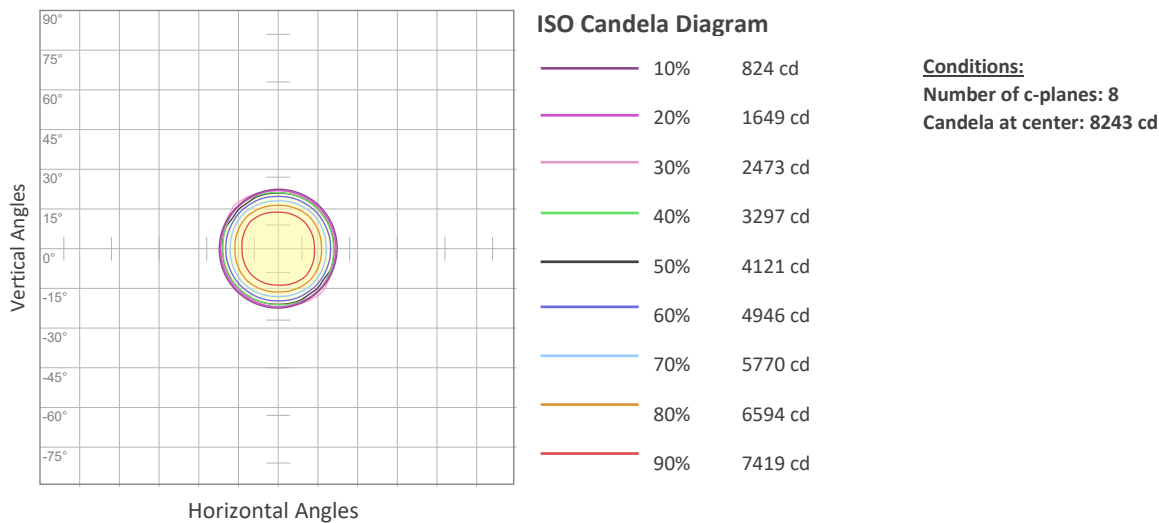
Distance	1m	2m	3m	4m	5m	6m	7m	8m	9m	10m
Lux	8243	2061	916	515	330	229	168	129	102	82
Distance	11m	12m	13m	14m	15m	16m	17m	18m	19m	20m
Lux	68	57	49	42	37	32	29	25	23	21
Distance	3.3ft	6.6ft	9.8ft	13.1ft	16.4ft	19.7ft	23ft	26.2ft	29.5ft	32.8ft
FC	766	191	85	48	31	21	16	12	9	8
Distance	36.1ft	39.4ft	42.7ft	45.9ft	49.2ft	52.5ft	55.8ft	59.1ft	62.3ft	65.6ft
FC	6	5	5	4	3	3	3	2	2	2

# Photometric & Chromaticity Report

Ovation E-2 FC: Full Flood - 4000K - Calibration Off - Fan set to On



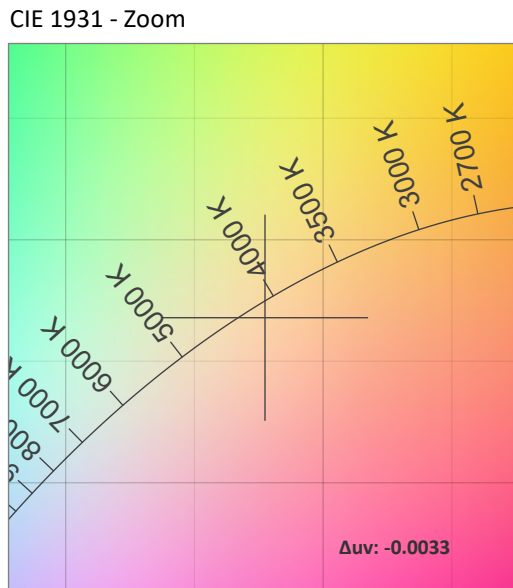
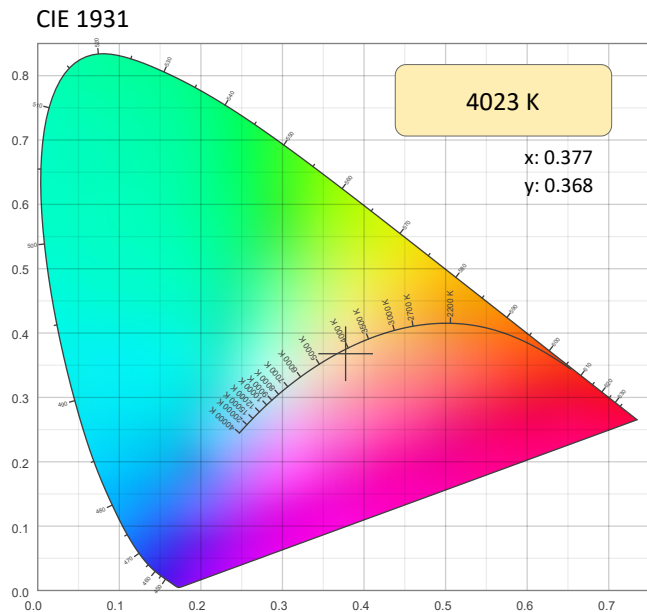
## ISO Diagrams



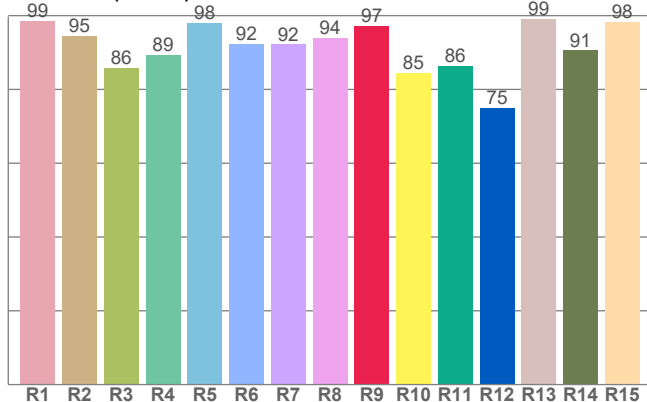
# Photometric & Chromaticity Report

Ovation E-2 FC: Full Flood - 4000K - Calibration Off - Fan set to On

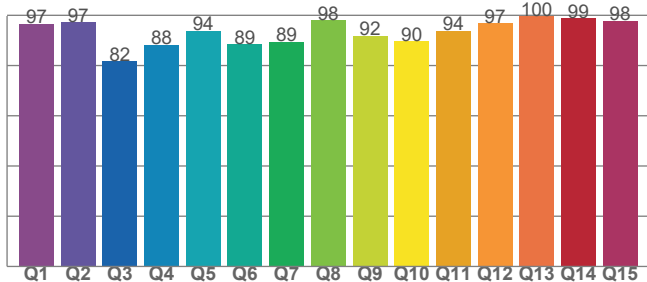
## Chromaticity



### CRI: 93.1 (R1-R8)



### CQS: 91.8



### Color Parameters

Color Temperature	Color Coordinate CIE 1931	Color Coordinate CIE 1931
CCT	x	y
4023 K	0.377	0.368

Color Deviation from Black Body Curve	Color Coordinate CIE 1964	Color Coordinate CIE 1964
Δuv	y	u
-0.0033	0.368	0.227

Color Rendering Index	Red Component	Color Quality Scale
CRI	CRI - R9	CQS
93.1	97.3	91.8

Television Lighting Consistency Index	Color Fidelity	Color Gamut
TLCI	TM30 - Rf	TM30 Rg
86	90.1	105.9

# Photometric & Chromaticity Report

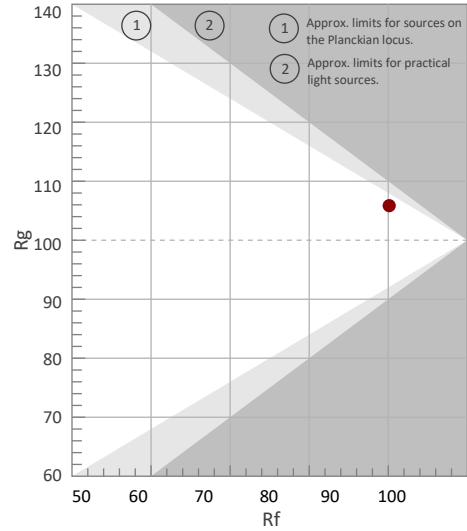
Ovation E-2 FC: Full Flood - 4000K - Calibration Off - Fan set to On

## TM-30 Details

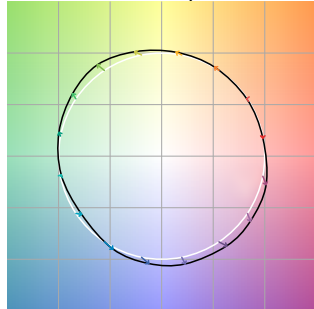
**Rf 90.1**  
Fidelity Index (Rg)

**Rg 105.9**  
Gammut Index (Rg)


Hue Bin	R <sub>f</sub>	Graphic shifts (%)	
		Chroma	Hue
1	95	0%	-2%
2	98	0%	0%
3	90	0%	5%
4	90	2%	6%
5	88	4%	6%
6	87	8%	3%
7	91	5%	-2%
8	93	2%	-3%
9	95	-1%	-1%
10	90	-4%	4%
11	84	1%	11%
12	84	5%	8%
13	90	7%	2%
14	90	7%	4%
15	89	7%	-4%
16	87	5%	-7%



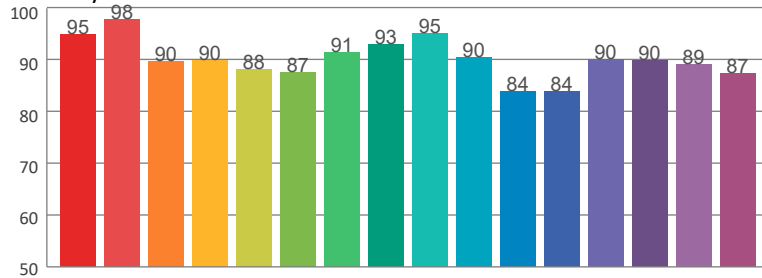
Color Vector Graphic



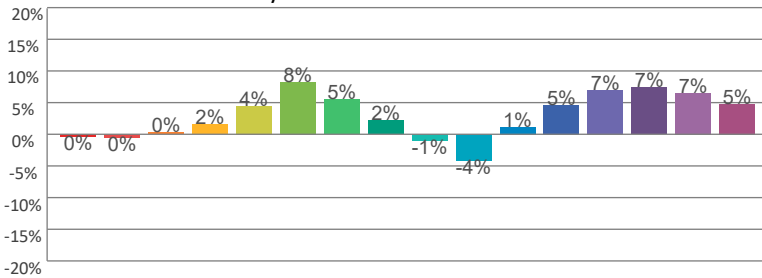
Color Distortion Graphic



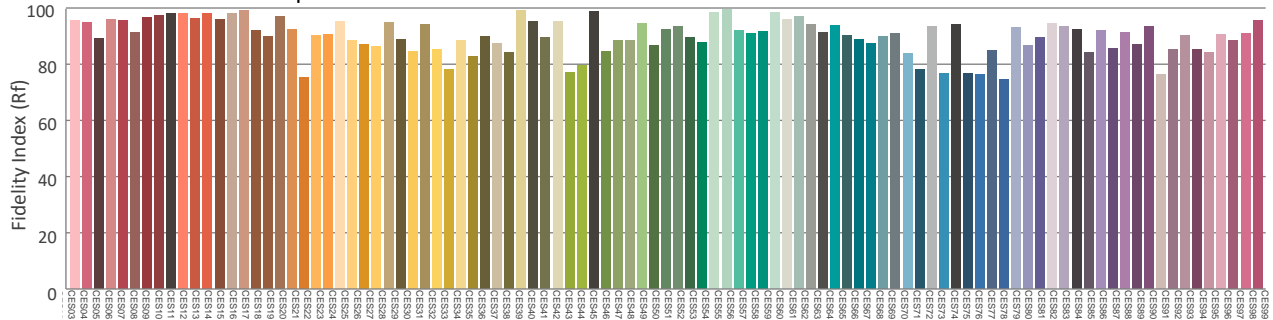
Rf by Hue



Local Chroma Shift by Hue



Color Evaluation Sample



# Photometric & Chromaticity Report

Ovation E-2 FC: Full Flood - 5600K - Calibration Off - Fan set to On

## Report Summary

### Measurements

Fixture Output: 3744 lm  
Fixture Peak: 8249 cd  
Fixture Efficacy: 24 lm/W  
Intensity @ 5m: 328 lux  
Color Temperature: 5640 K  
CRI: 92.6      CRI R9 Value: 97.7  
CQS: 90.5  
TLCI: 91  
TM-30 Rf: 89.4  
TM-30 Rg: 105.5  
Beam Angle (50%): 46°  
Field Angle (10%): 49.7°  
Cutoff Angle (3%): 51.2°

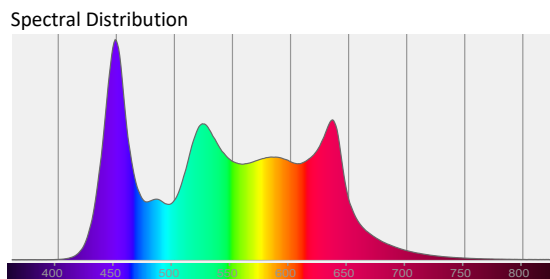
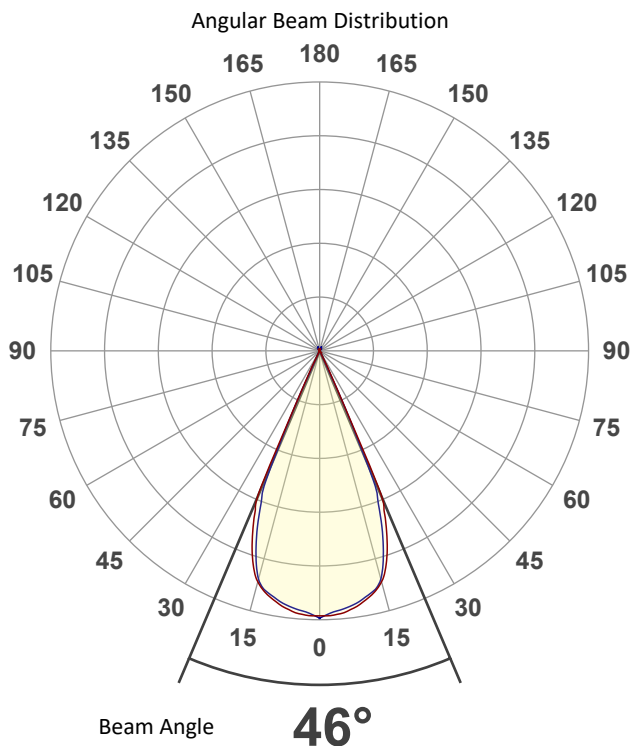
### Conditions

AC Supply: 118 V, 60 Hz  
Power: 155.28 W  
Current: 1.32 A  
Power Factor: 0.99



This data sheet conforms to American National Standard E1.9 – 2007 (R2017). All data was measured and calculated by a Viso Systems LabSpion Goniometer at the Chauvet PD Optics Laboratory in Sunrise, FL on 10/19/2022 to LM-63-2002 Standards.

## Overall Measurement



Tested Color (CIE 1931):

X: 0.330

Y: 0.331

Light Quality

CRI: 92.6

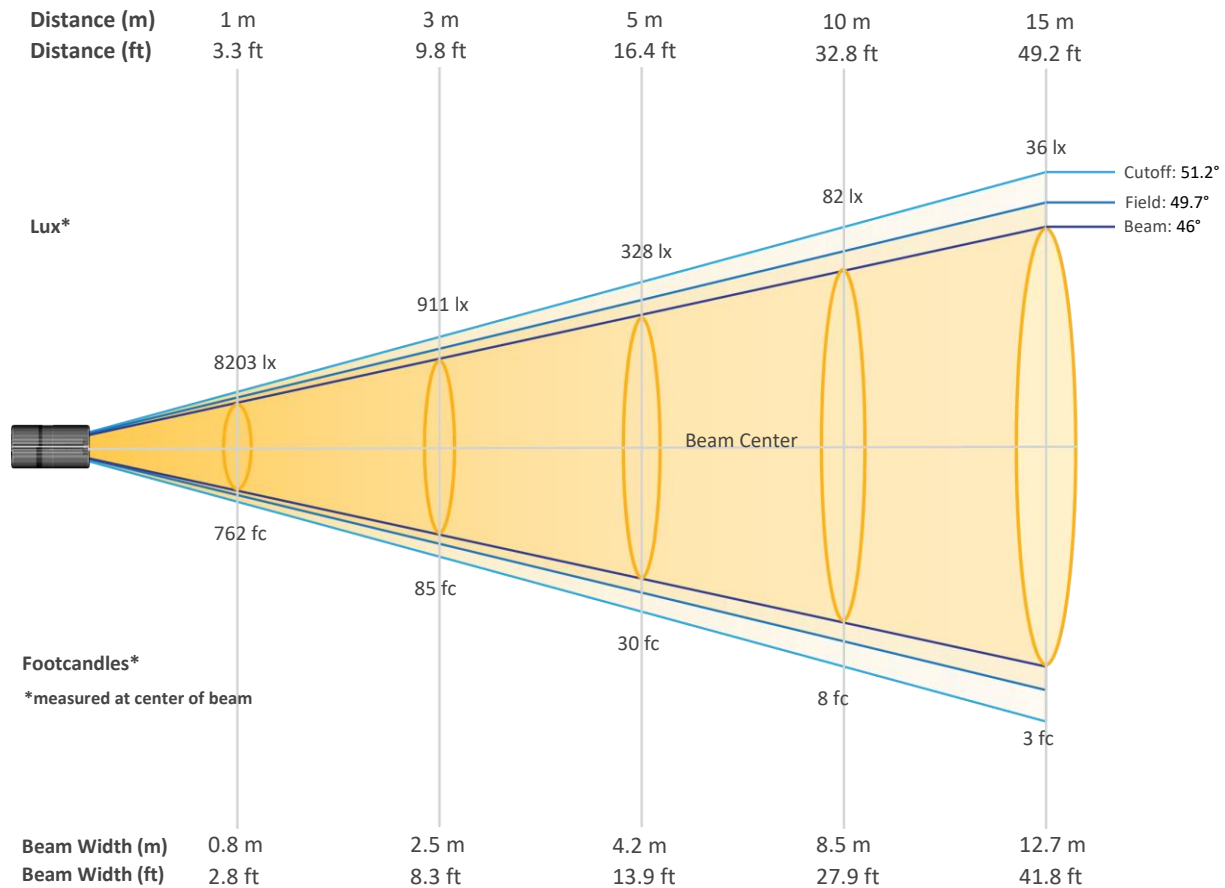
Color Temperature

5640 K

# Photometric & Chromaticity Report

Ovation E-2 FC: Full Flood - 5600K - Calibration Off - Fan set to On

## Beam Details

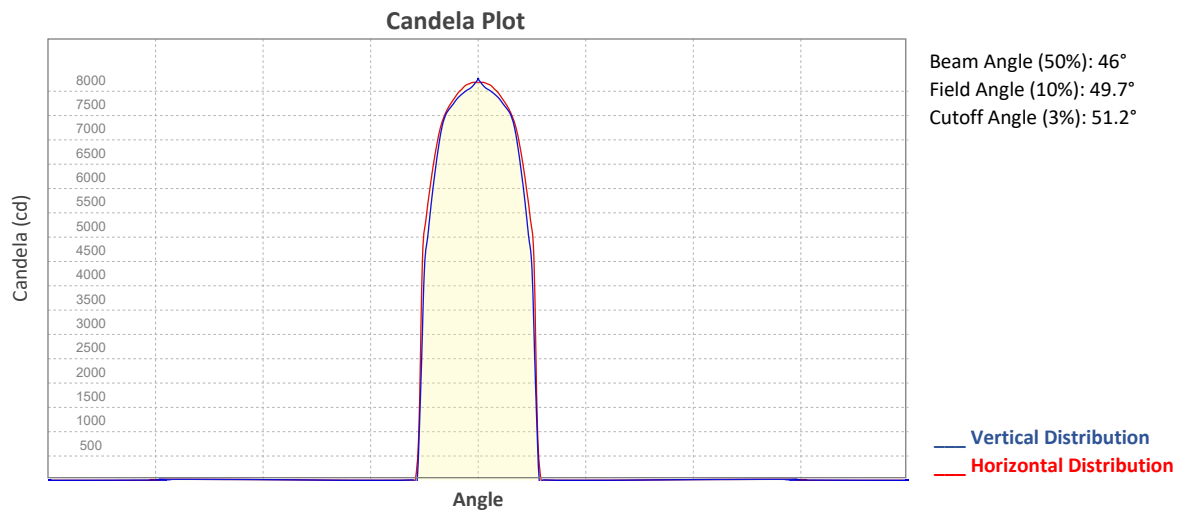


### Beam Intensities from 1-20m (3.3-65.6ft)

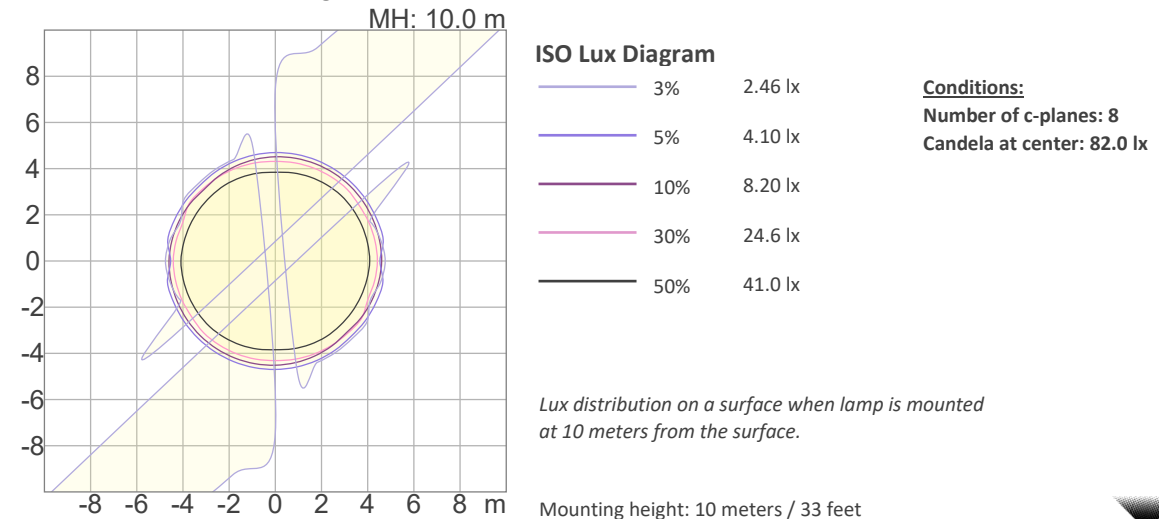
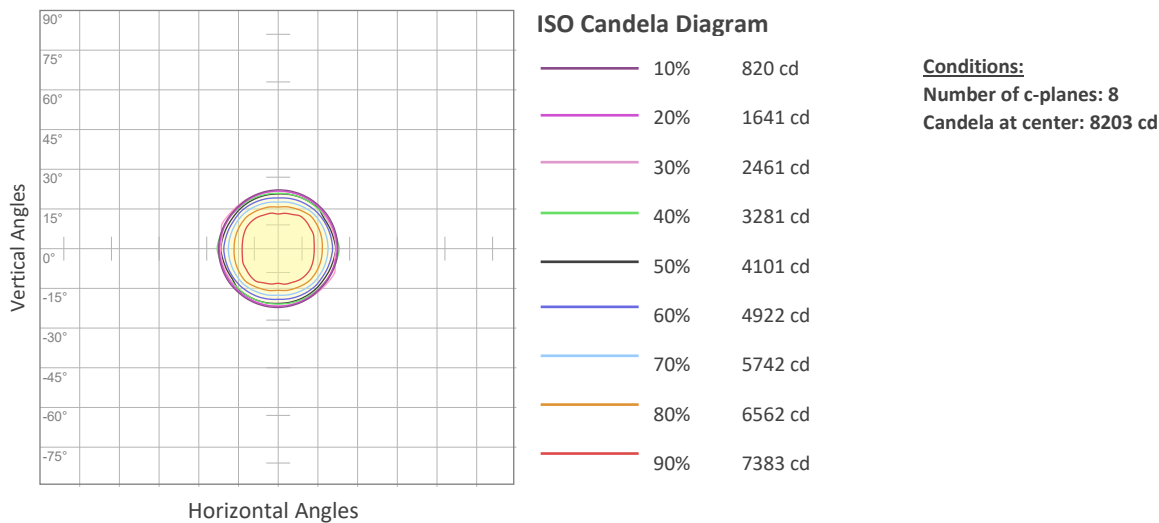
Distance	1m	2m	3m	4m	5m	6m	7m	8m	9m	10m
Lux	8203	2051	911	513	328	228	167	128	101	82
Distance	11m	12m	13m	14m	15m	16m	17m	18m	19m	20m
Lux	68	57	49	42	36	32	28	25	23	21
Distance	3.3ft	6.6ft	9.8ft	13.1ft	16.4ft	19.7ft	23ft	26.2ft	29.5ft	32.8ft
FC	762	191	85	48	30	21	16	12	9	8
Distance	36.1ft	39.4ft	42.7ft	45.9ft	49.2ft	52.5ft	55.8ft	59.1ft	62.3ft	65.6ft
FC	6	5	5	4	3	3	3	2	2	2

# Photometric & Chromaticity Report

Ovation E-2 FC: Full Flood - 5600K - Calibration Off - Fan set to On



## ISO Diagrams

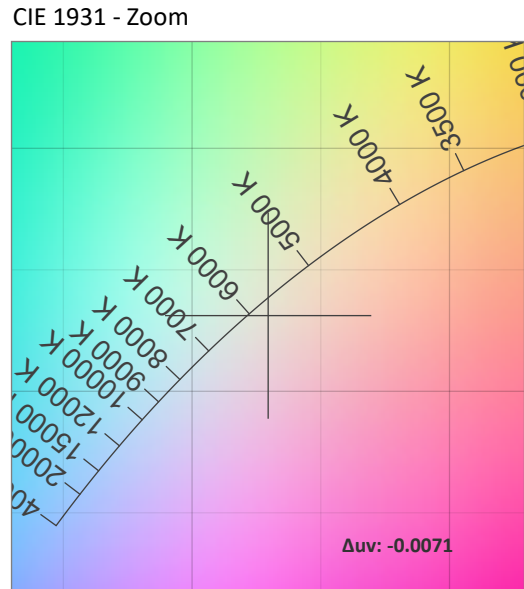
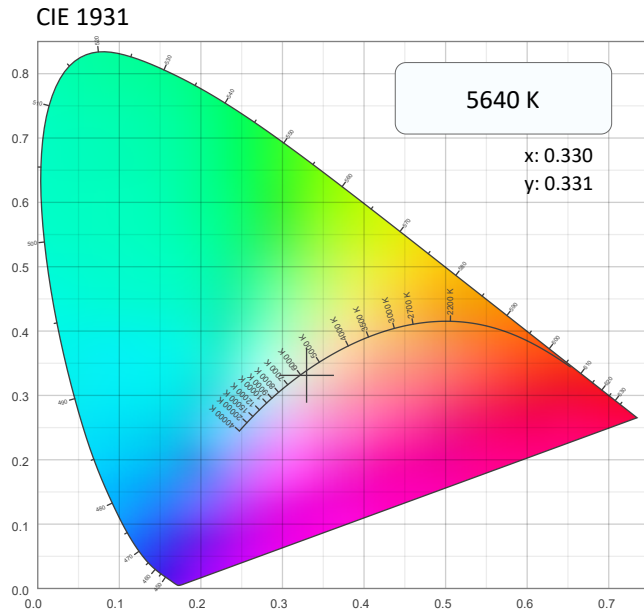




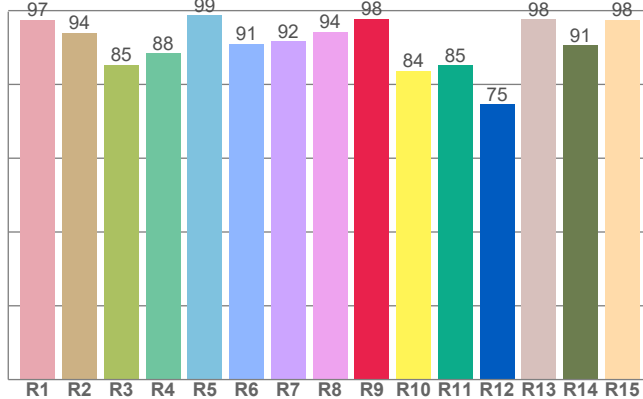
# Photometric & Chromaticity Report

Ovation E-2 FC: Full Flood - 5600K - Calibration Off - Fan set to On

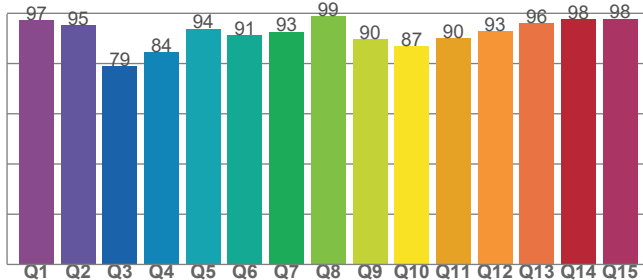
## Chromaticity



### CRI: 92.6 (R1-R8)



### CQS: 90.5



### Color Parameters

Color Temperature	Color Coordinate CIE 1931	Color Coordinate CIE 1931
CCT	x	y
5640 K	0.330	0.331

Color Deviation from Black Body Curve	Color Coordinate CIE 1964	Color Coordinate CIE 1964
Δuv	y	u
-0.0071	0.331	0.209

Color Rendering Index	Red Component	Color Quality Scale
CRI	CRI - R9	CQS
92.6	97.7	90.5

Television Lighting Consistency Index	Color Fidelity	Color Gamut
TLCI	TM30 - Rf	TM30 Rg
91	89.4	105.5

# Photometric & Chromaticity Report

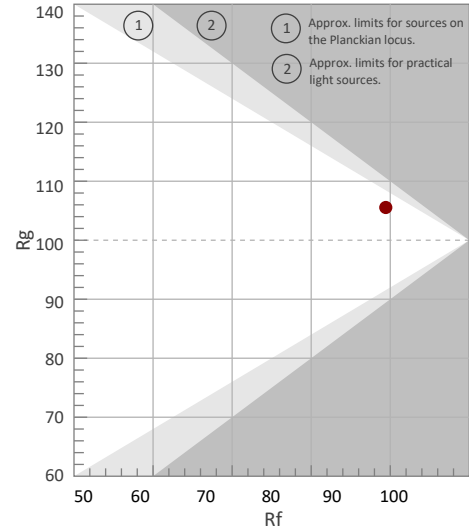
Ovation E-2 FC: Full Flood - 5600K - Calibration Off - Fan set to On

## TM-30 Details

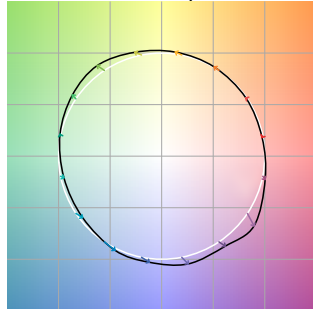
**Rf 89.4**  
Fidelity Index (Rg)

**Rg 105.5**  
Gammut Index (Rg)

Hue Bin	R <sub>f</sub>	Graphic shifts (%)	
		Chroma	Hue
1	95	-1%	-1%
2	96	-1%	-1%
3	90	0%	6%
4	89	2%	7%
5	87	4%	6%
6	88	8%	3%
7	93	5%	-1%
8	95	1%	-2%
9	94	-3%	2%
10	87	-3%	7%
11	79	1%	13%
12	87	3%	8%
13	90	8%	5%
14	87	7%	3%
15	85	12%	-6%
16	94	3%	-3%



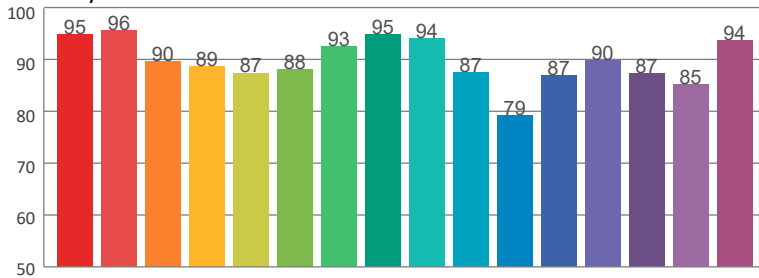
Color Vector Graphic



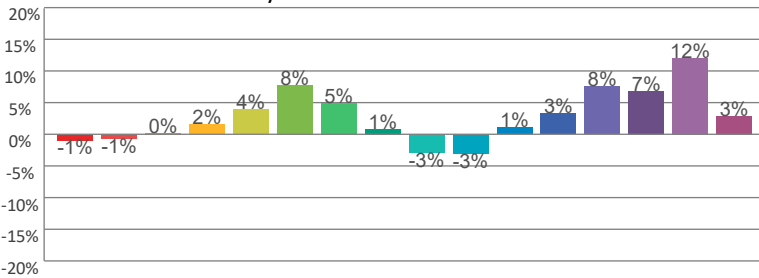
Color Distortion Graphic



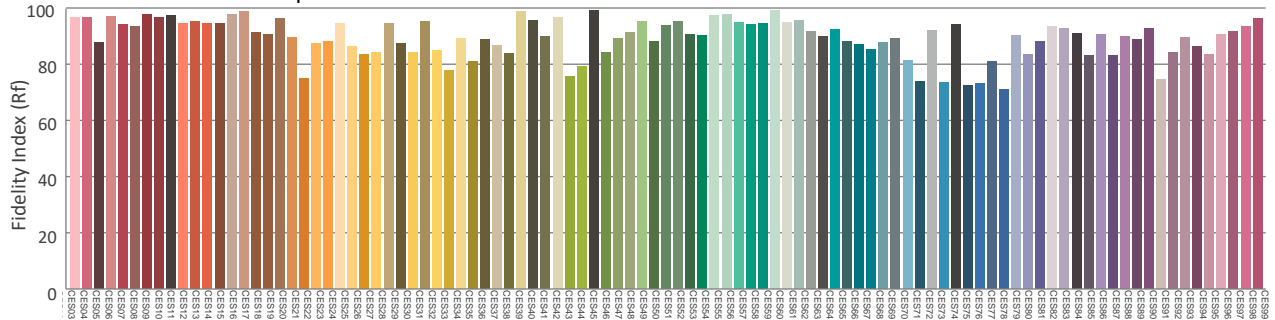
Rf by Hue



Local Chroma Shift by Hue



Color Evaluation Sample



# Photometric & Chromaticity Report

Ovation E-2 FC: Full Spot - Full Power - Calibration Off - Fan set to On

## Report Summary

### Measurements

Fixture Output: 3708 lm  
Fixture Peak: 28079 cd  
Fixture Efficacy: 18 lm/W  
Intensity @ 5m: 1107 lux  
Color Temperature: 4560 K  
CRI: 90.1      CRI R9 Value: 94.4  
CQS: 91.8  
TLCI: 90  
TM-30 Rf: 89.7  
TM-30 Rg: 104.6  
Beam Angle (50%): 23.8°  
Field Angle (10%): 25.5°  
Cutoff Angle (3%): 25.8°

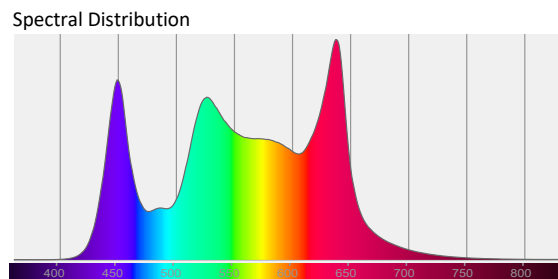
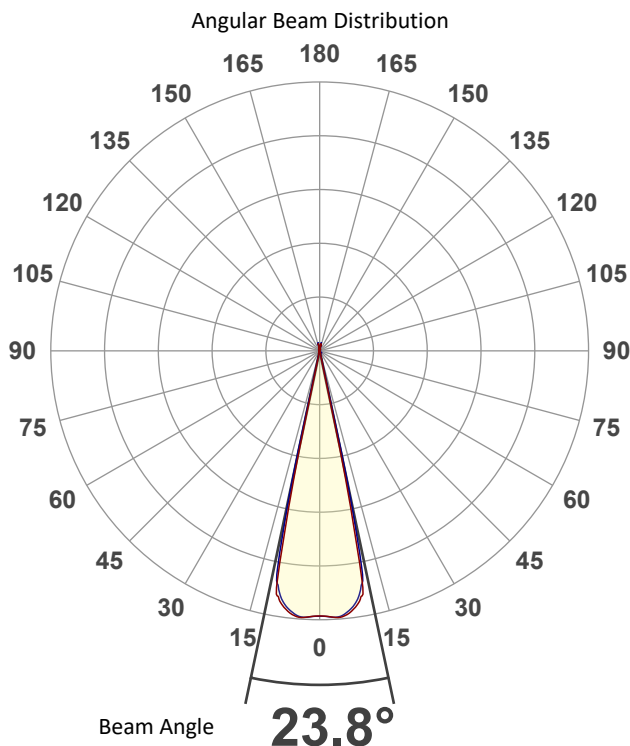
### Conditions

AC Supply: 118 V, 60 Hz  
Power: 212.1 W  
Current: 1.79 A  
Power Factor: 1.0



This data sheet conforms to American National Standard E1.9 – 2007 (R2017). All data was measured and calculated by a Viso Systems LabSpion Goniometer at the Chauvet PD Optics Laboratory in Sunrise, FL on 10/18/2022 to LM-63-2002 Standards.

## Overall Measurement



Tested Color (CIE 1931):

X: 0.361

Y: 0.374



Light Quality

CRI: 90.1

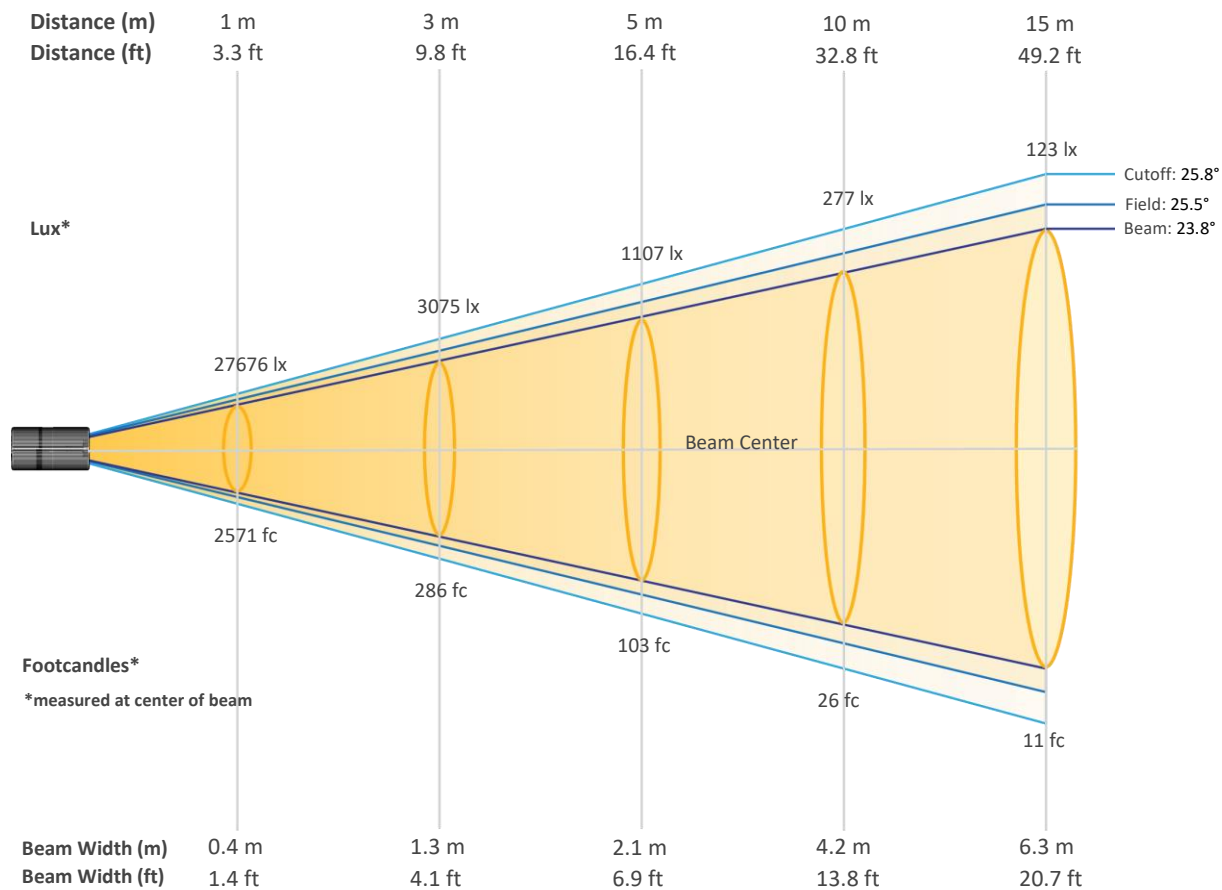
Color Temperature

4560 K

# Photometric & Chromaticity Report

Ovation E-2 FC: Full Spot - Full Power - Calibration Off - Fan set to On

## Beam Details

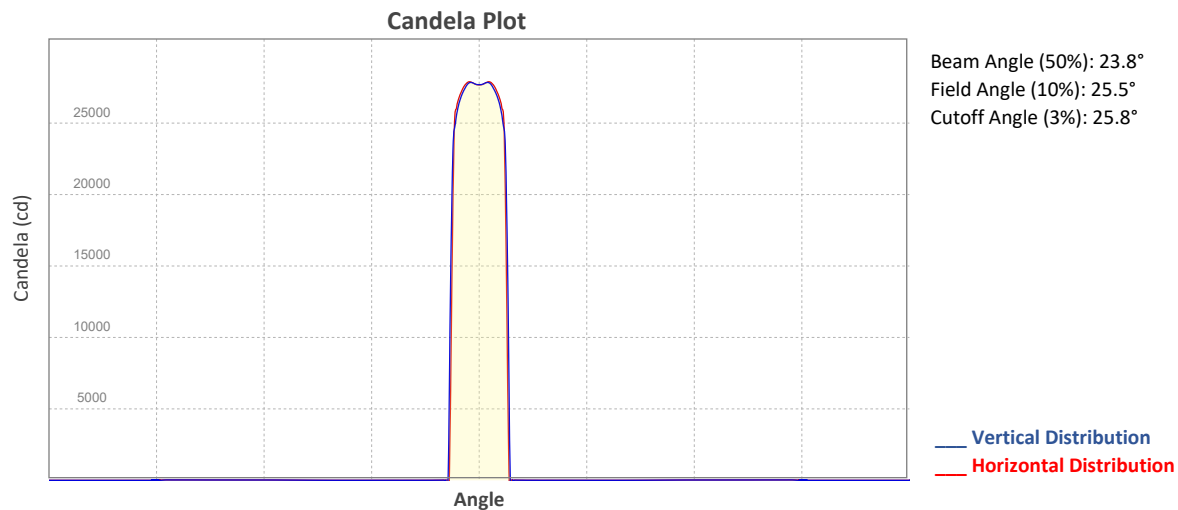


### Beam Intensities from 1-20m (3.3-65.6ft)

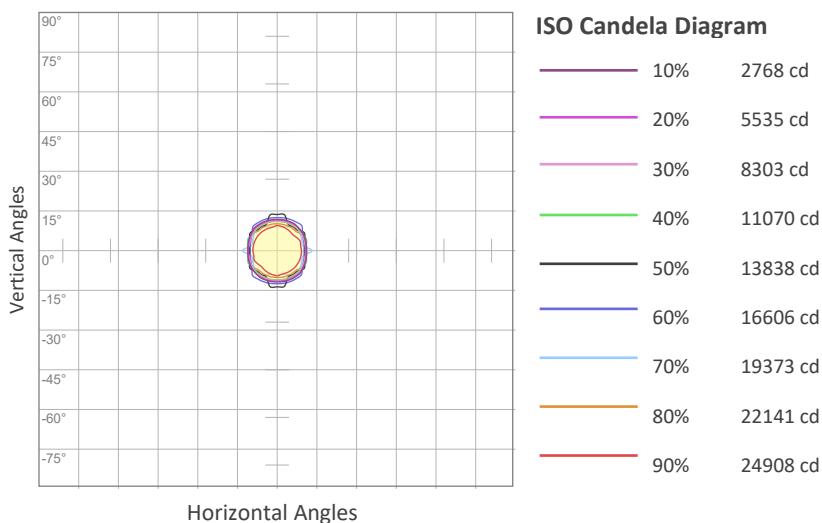
Distance	1m	2m	3m	4m	5m	6m	7m	8m	9m	10m
Lux	27676	6919	3075	1730	1107	769	565	432	342	277
Distance	11m	12m	13m	14m	15m	16m	17m	18m	19m	20m
Lux	229	192	164	141	123	108	96	85	77	69
Distance	3.3ft	6.6ft	9.8ft	13.1ft	16.4ft	19.7ft	23ft	26.2ft	29.5ft	32.8ft
FC	2571	643	286	161	103	71	52	40	32	26
Distance	36.1ft	39.4ft	42.7ft	45.9ft	49.2ft	52.5ft	55.8ft	59.1ft	62.3ft	65.6ft
FC	21	18	15	13	11	10	9	8	7	6

# Photometric & Chromaticity Report

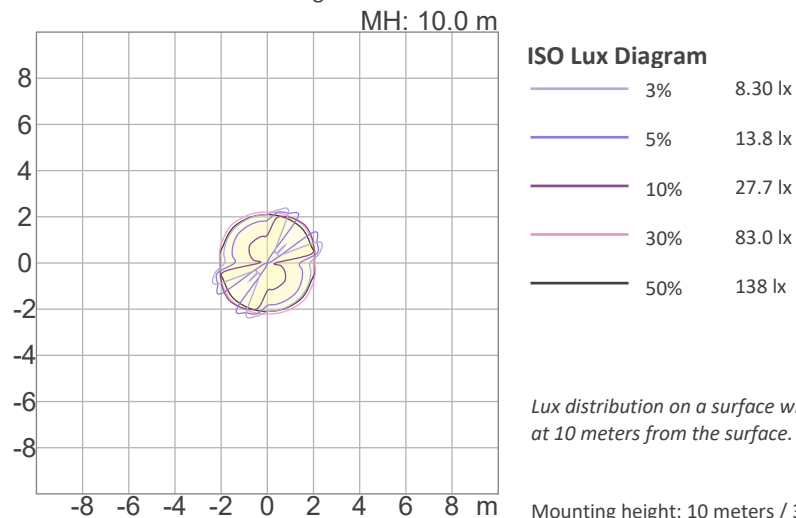
Ovation E-2 FC: Full Spot - Full Power - Calibration Off - Fan set to On



## ISO Diagrams



**Conditions:**  
 Number of c-planes: 8  
 Candela at center: 27676 cd



**Conditions:**  
 Number of c-planes: 8  
 Candela at center: 277 lx

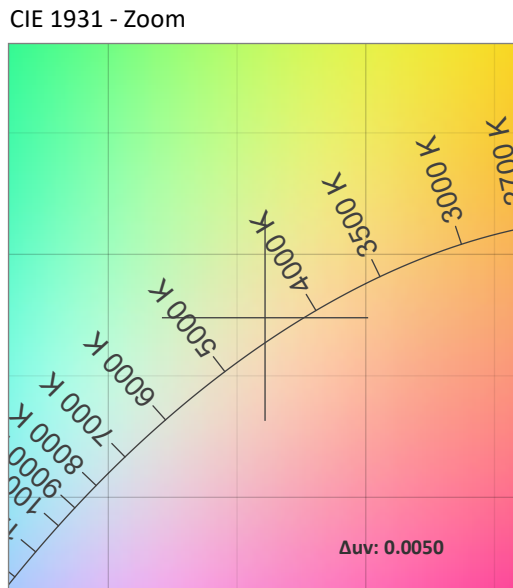
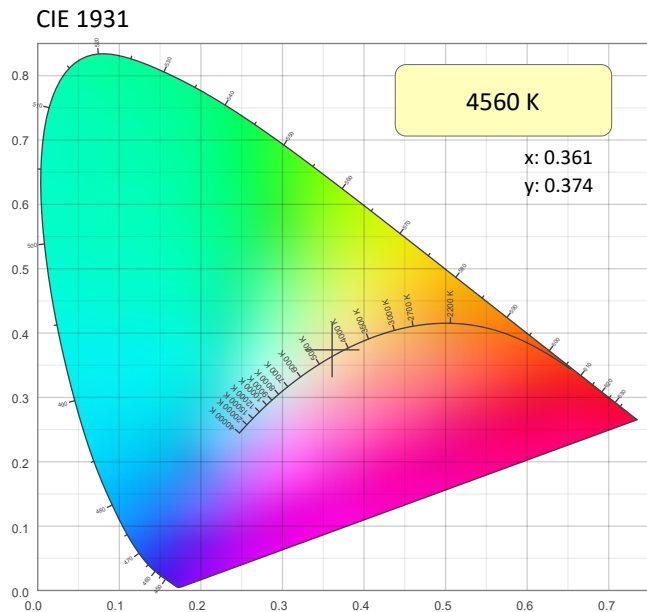
*Lux distribution on a surface when lamp is mounted at 10 meters from the surface.*

Mounting height: 10 meters / 33 feet

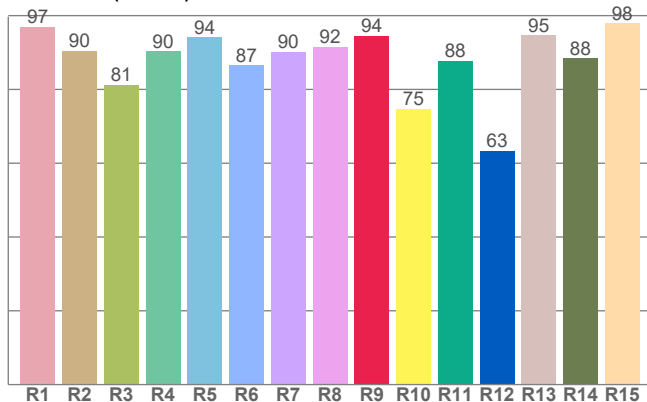
# Photometric & Chromaticity Report

Ovation E-2 FC: Full Spot - Full Power - Calibration Off - Fan set to On

## Chromaticity



CRI: 90.1 (R1-R8)

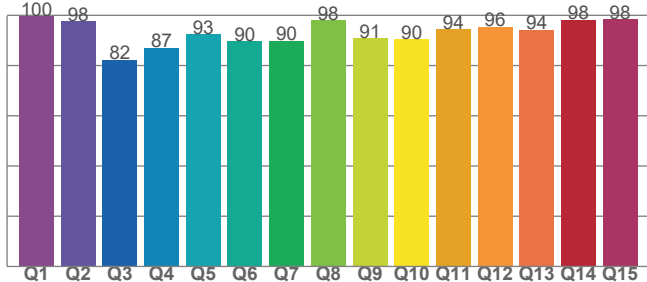


Color Parameters

Color Temperature	Color Coordinate CIE 1931	Color Coordinate CIE 1931
CCT	x	y
4560 K	0.361	0.374

Color Deviation from Black Body Curve	Color Coordinate CIE 1964	Color Coordinate CIE 1964
$\Delta uv$	y	u
0.0050	0.374	0.213

CQS: 91.8



Color Rendering Index	Red Component	Color Quality Scale
CRI	CRI - R9	CQS
90.1	94.4	91.8

Television Lighting Consistency Index	Color Fidelity	Color Gamut
TLCI	TM30 - Rf	TM30 Rg
90	89.7	104.6

# Photometric & Chromaticity Report

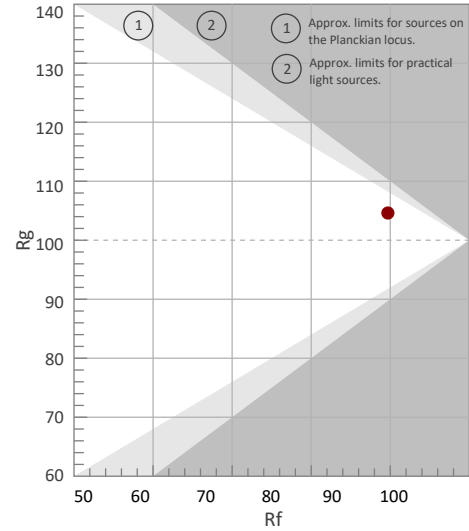
Ovation E-2 FC: Full Spot - Full Power - Calibration Off - Fan set to On

## TM-30 Details

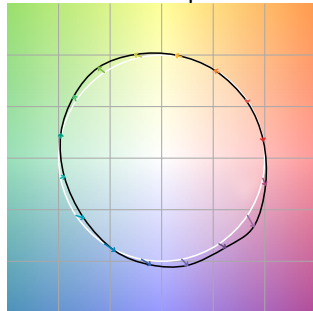
**Rf 89.7**  
Fidelity Index  
(Rg)

**Rg 104.6**  
Gammut Index (Rg)

Hue Bin	R <sub>f</sub>	Graphic shifts (%)	
		Chroma	Hue
1	94	0%	-3%
2	97	-1%	-1%
3	91	-1%	4%
4	90	1%	6%
5	88	4%	6%
6	89	7%	2%
7	92	4%	-3%
8	93	1%	-4%
9	93	-4%	-1%
10	87	-5%	6%
11	81	0%	12%
12	83	4%	9%
13	91	7%	4%
14	88	6%	3%
15	86	11%	-6%
16	88	4%	-6%



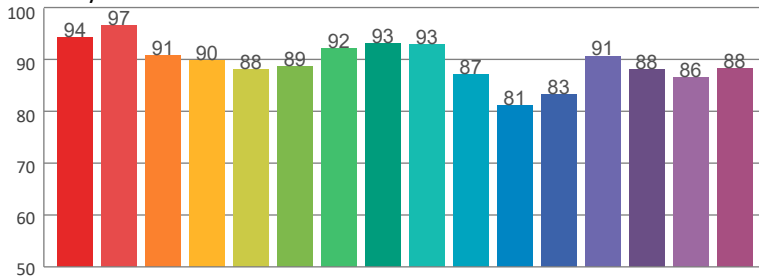
Color Vector Graphic



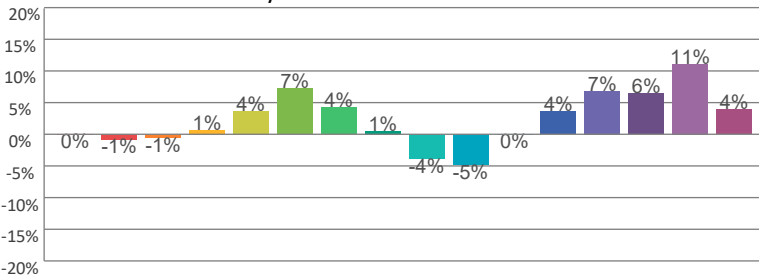
Color Distortion Graphic



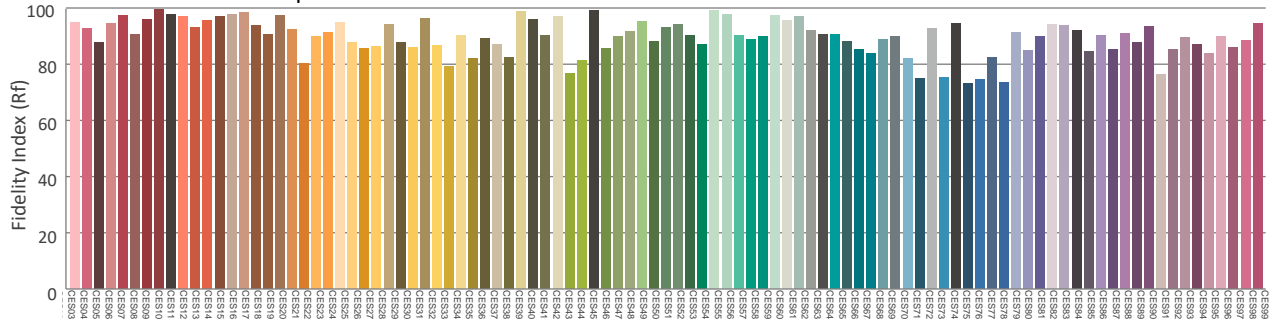
Rf by Hue



Local Chroma Shift by Hue



Color Evaluation Sample



# Photometric & Chromaticity Report

Ovation E-2 FC: Full Spot - 3200K - Calibration Off - Fan set to On

## Report Summary

### Measurements

Fixture Output: 3042 lm  
Fixture Peak: 23070 cd  
Fixture Efficacy: 20 lm/W  
Intensity @ 5m: 909 lux  
Color Temperature: 3195 K  
CRI: 93.4      CRI R9 Value: 98.1  
CQS: 90.1  
TLCI: 81  
TM-30 Rf: 89.1  
TM-30 Rg: 107.5  
Beam Angle (50%): 23.6°  
Field Angle (10%): 25.5°  
Cutoff Angle (3%): 26°

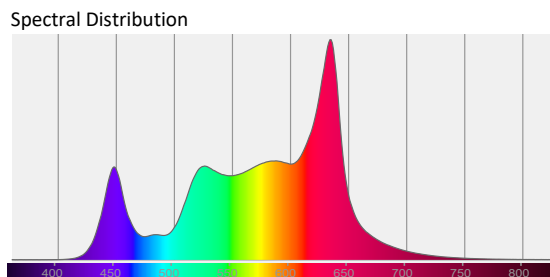
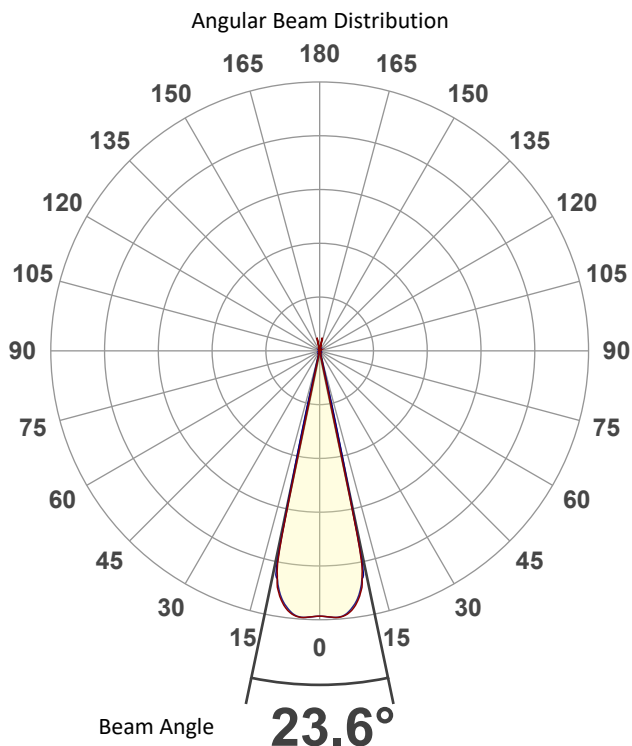
### Conditions

AC Supply: 118 V, 60 Hz  
Power: 151.84 W  
Current: 1.29 A  
Power Factor: 0.99



This data sheet conforms to American National Standard E1.9 – 2007 (R2017). All data was measured and calculated by a Viso Systems LabSpion Goniometer at the Chauvet PD Optics Laboratory in Sunrise, FL on 10/18/2022 to LM-63-2002 Standards.

## Overall Measurement



Tested Color (CIE 1931):

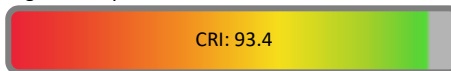
X: 0.420

Y: 0.390



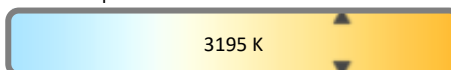
Light Quality

CRI: 93.4



Color Temperature

3195 K

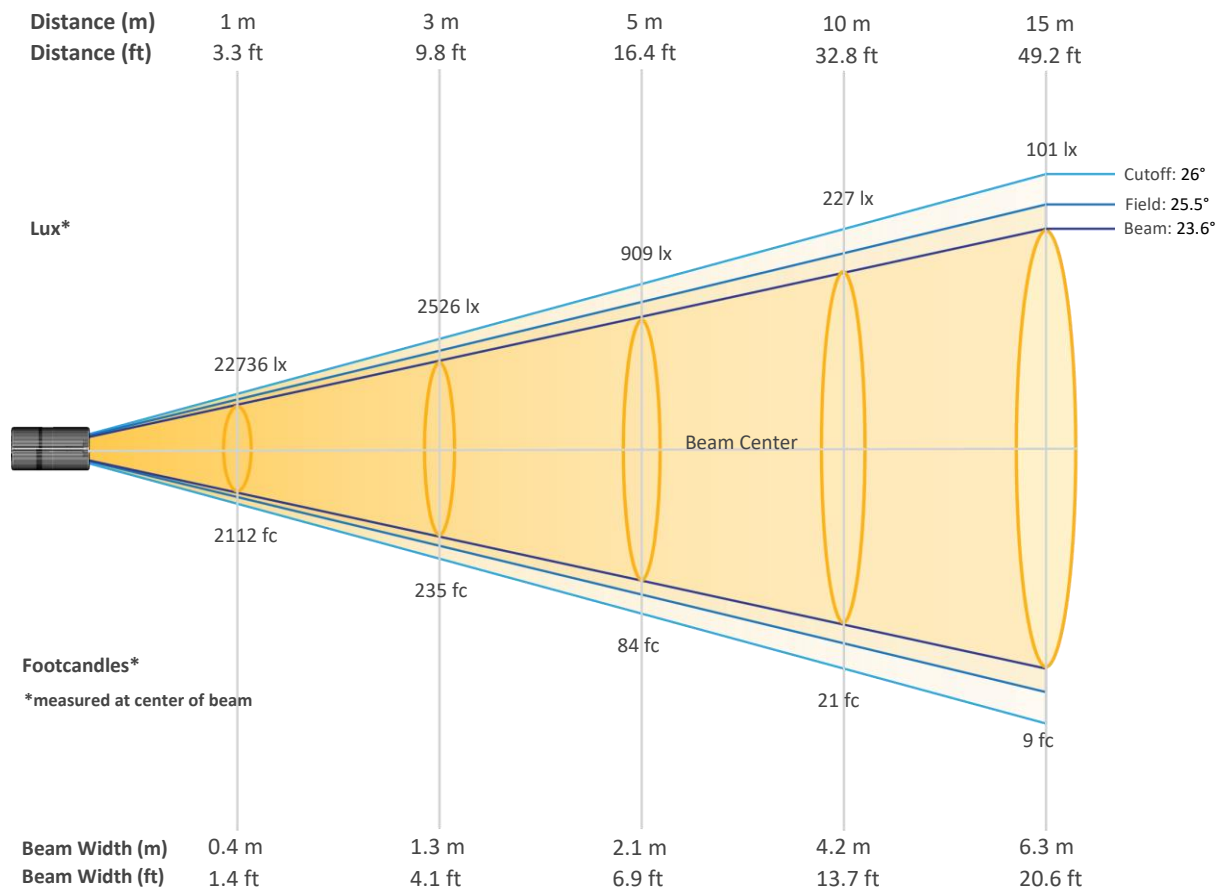




# Photometric & Chromaticity Report

Ovation E-2 FC: Full Spot - 3200K - Calibration Off - Fan set to On

## Beam Details

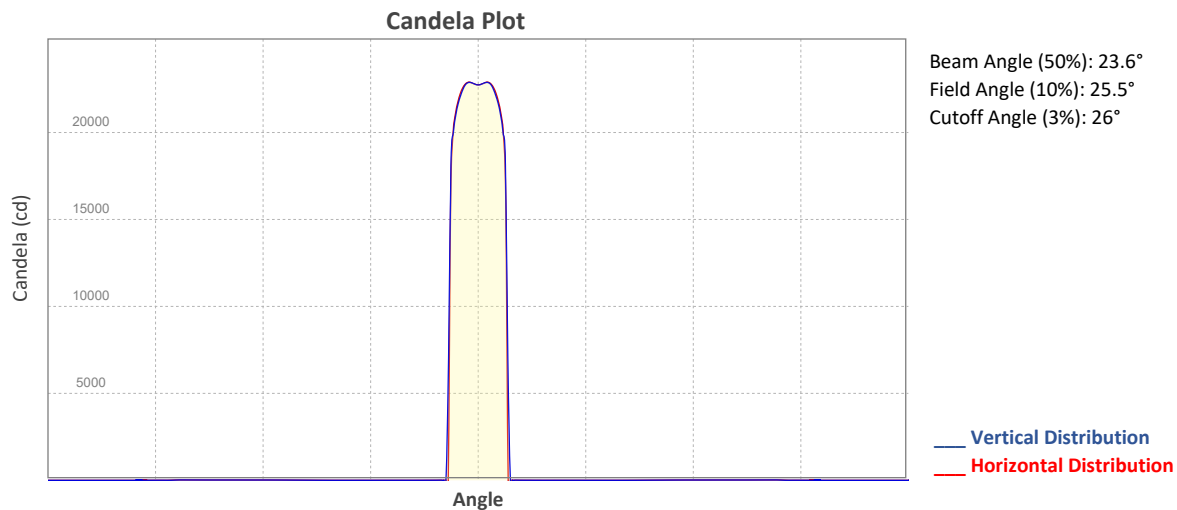


### Beam Intensities from 1-20m (3.3-65.6ft)

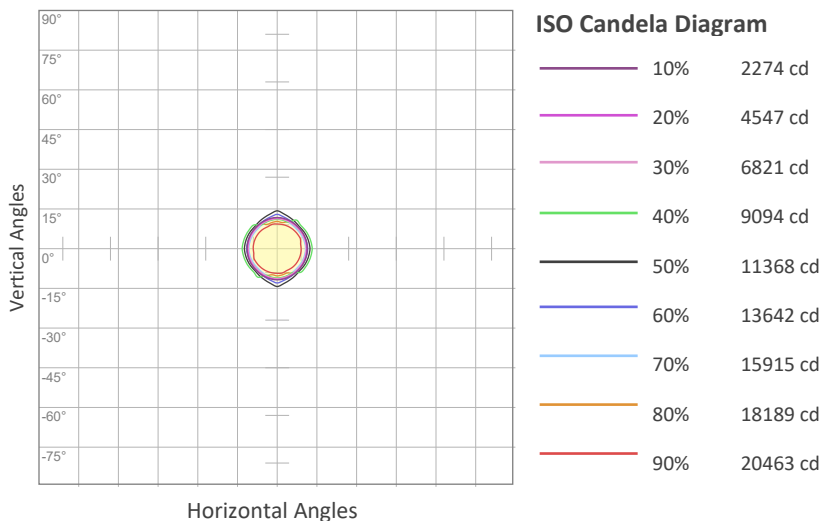
Distance	1m	2m	3m	4m	5m	6m	7m	8m	9m	10m
Lux	22736	5684	2526	1421	909	632	464	355	281	227
Distance	11m	12m	13m	14m	15m	16m	17m	18m	19m	20m
Lux	188	158	135	116	101	89	79	70	63	57
Distance	3.3ft	6.6ft	9.8ft	13.1ft	16.4ft	19.7ft	23ft	26.2ft	29.5ft	32.8ft
FC	2112	528	235	132	84	59	43	33	26	21
Distance	36.1ft	39.4ft	42.7ft	45.9ft	49.2ft	52.5ft	55.8ft	59.1ft	62.3ft	65.6ft
FC	17	15	12	11	9	8	7	7	6	5

# Photometric & Chromaticity Report

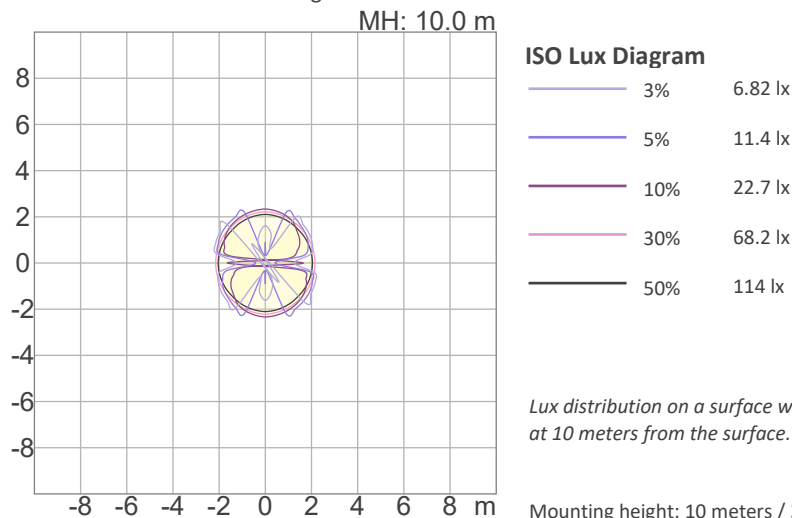
Ovation E-2 FC: Full Spot - 3200K - Calibration Off - Fan set to On



## ISO Diagrams



**Conditions:**  
 Number of c-planes: 8  
 Candela at center: 22736 cd



**Conditions:**  
 Number of c-planes: 8  
 Candela at center: 227 lx

*Lux distribution on a surface when lamp is mounted at 10 meters from the surface.*

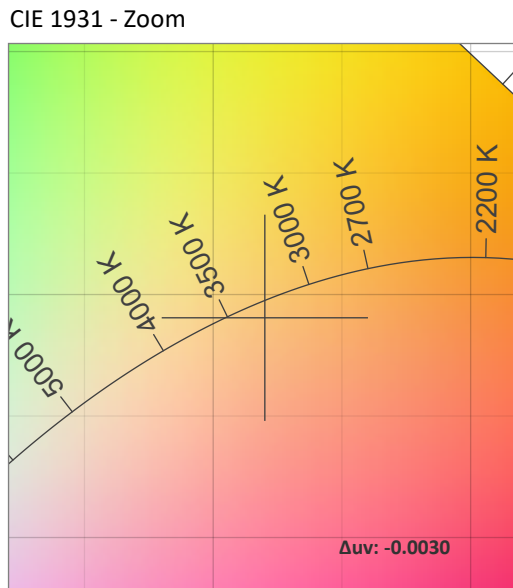
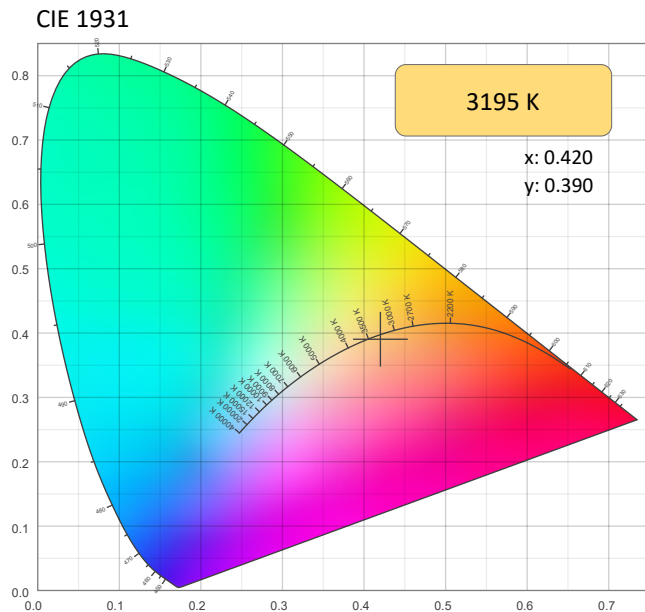
Mounting height: 10 meters / 33 feet



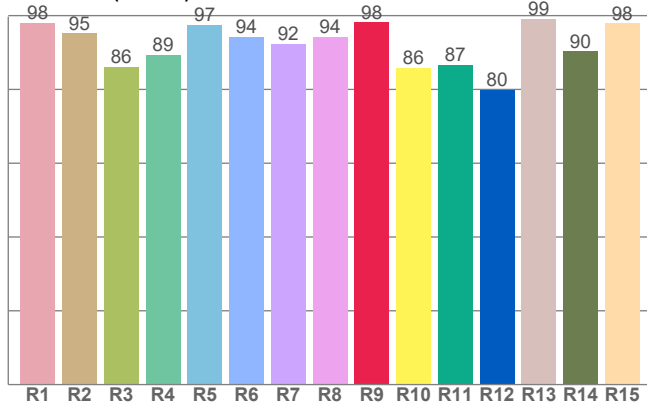
# Photometric & Chromaticity Report

Ovation E-2 FC: Full Spot - 3200K - Calibration Off - Fan set to On

## Chromaticity



### CRI: 93.4 (R1-R8)

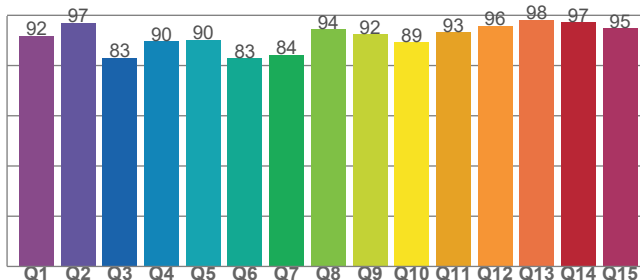


### Color Parameters

Color Temperature	Color Coordinate CIE 1931	Color Coordinate CIE 1931
CCT	x	y
3195 K	0.420	0.390

Color Deviation from Black Body Curve	Color Coordinate CIE 1964	Color Coordinate CIE 1964
Δuv	y	u
-0.0030	0.390	0.245

### CQS: 90.1



Color Rendering Index	Red Component	Color Quality Scale
CRI	CRI - R9	CQS
93.4	98.1	90.1

Television Lighting Consistency Index	Color Fidelity	Color Gamut
TLCI	TM30 - Rf	TM30 Rg
81	89.1	107.5



# Photometric & Chromaticity Report

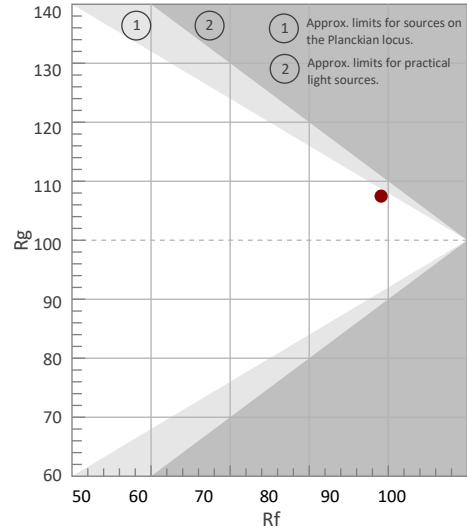
Ovation E-2 FC: Full Spot - 3200K - Calibration Off - Fan set to On

## TM-30 Details

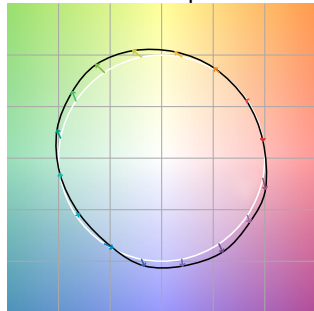
**Rf 89.1**  
Fidelity Index (Rg)

**Rg 107.5**  
Gammut Index (Rg)

Hue Bin	R <sub>f</sub>	Graphic shifts (%)	
		Chroma	Hue
1	93	0%	-3%
2	96	-1%	1%
3	88	1%	6%
4	87	4%	7%
5	87	8%	7%
6	83	11%	2%
7	85	8%	-5%
8	87	5%	-7%
9	93	0%	-5%
10	92	-4%	1%
11	86	-1%	9%
12	88	6%	4%
13	90	7%	-1%
14	89	9%	-1%
15	88	6%	-4%
16	87	5%	-10%



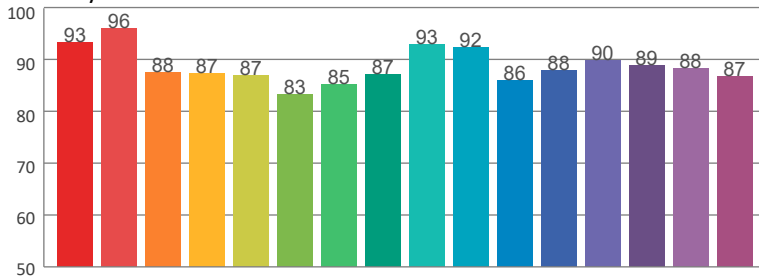
Color Vector Graphic



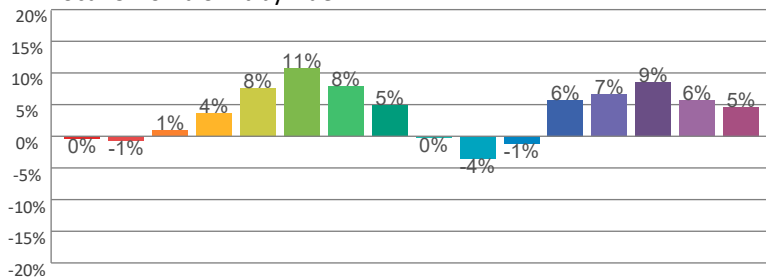
Color Distortion Graphic



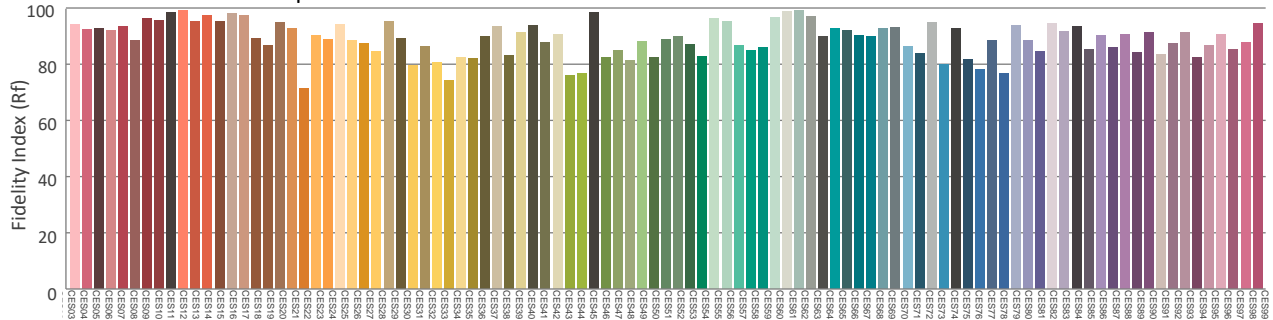
Rf by Hue



Local Chroma Shift by Hue



Color Evaluation Sample



# Photometric & Chromaticity Report

Ovation E-2 FC: Full Spot - 4000K - Calibration Off - Fan set to On

## Report Summary

### Measurements

Fixture Output: 3192 lm  
Fixture Peak: 23608 cd  
Fixture Efficacy: 20 lm/W  
Intensity @ 5m: 931 lux  
Color Temperature: 4009 K  
CRI: 93.1      CRI R9 Value: 97.8  
CQS: 91.9  
TLCI: 83  
TM-30 Rf: 89.9  
TM-30 Rg: 106.4  
Beam Angle (50%): 23.8°  
Field Angle (10%): 25.9°  
Cutoff Angle (3%): 26.6°

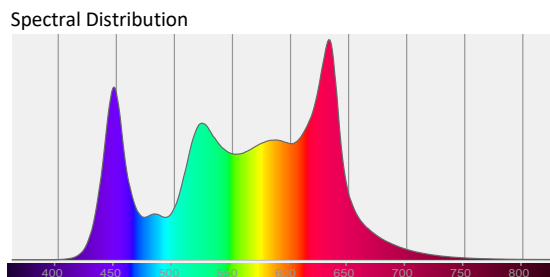
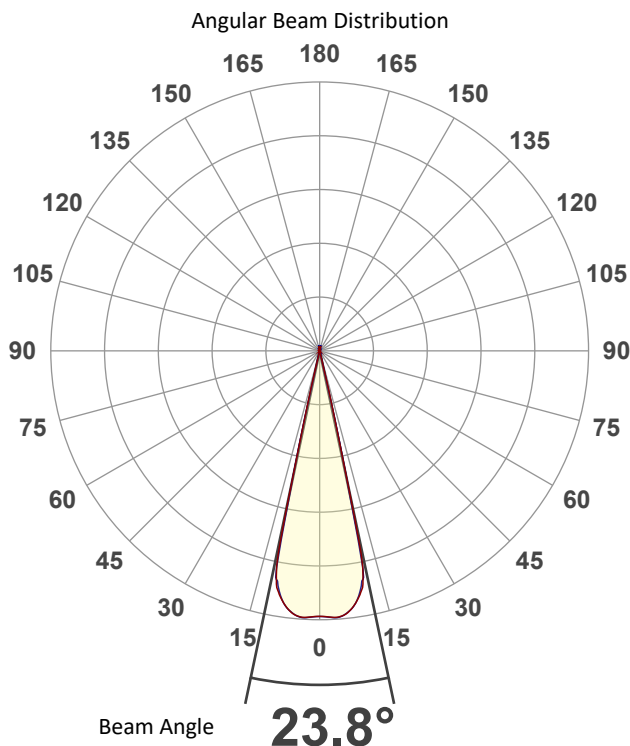
### Conditions

AC Supply: 118 V, 60 Hz  
Power: 157.96 W  
Current: 1.34 A  
Power Factor: 0.99



This data sheet conforms to American National Standard E1.9 – 2007 (R2017). All data was measured and calculated by a Viso Systems LabSpion Goniometer at the Chauvet PD Optics Laboratory in Sunrise, FL on 10/18/2022 to LM-63-2002 Standards.


## Overall Measurement



Tested Color (CIE 1931):

X: 0.377

Y: 0.366



Light Quality

CRI: 93.1

Color Temperature

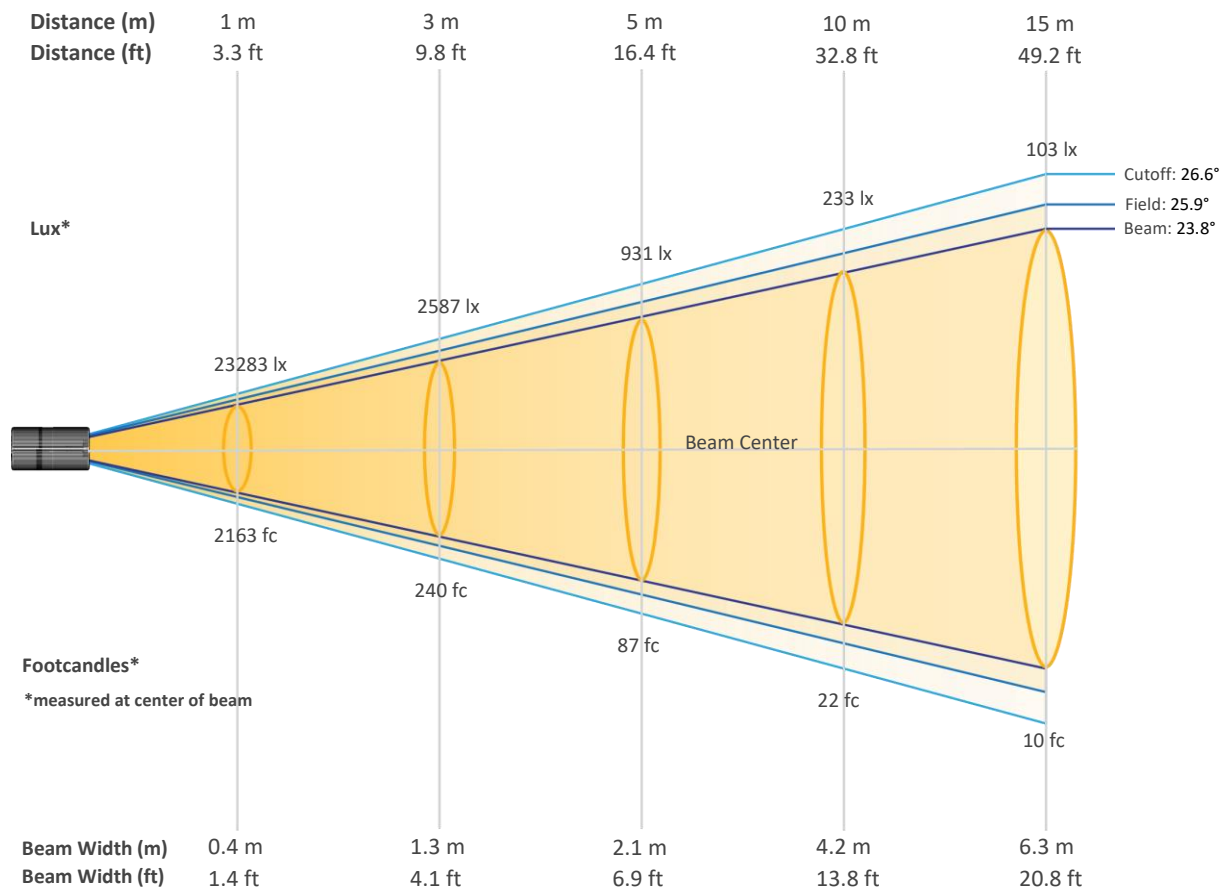
4009 K



# Photometric & Chromaticity Report

Ovation E-2 FC: Full Spot - 4000K - Calibration Off - Fan set to On

## Beam Details

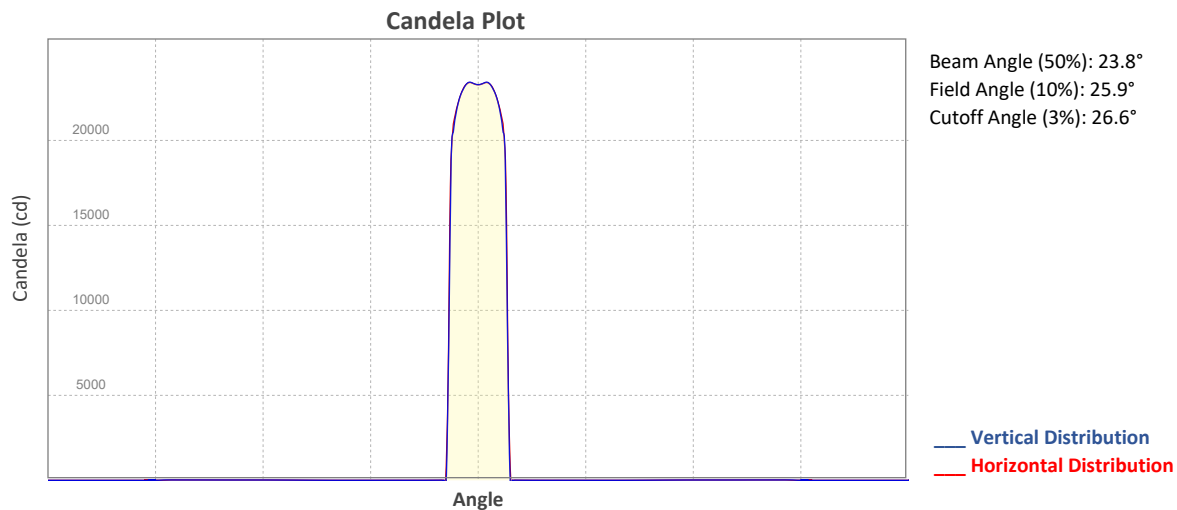


### Beam Intensities from 1-20m (3.3-65.6ft)

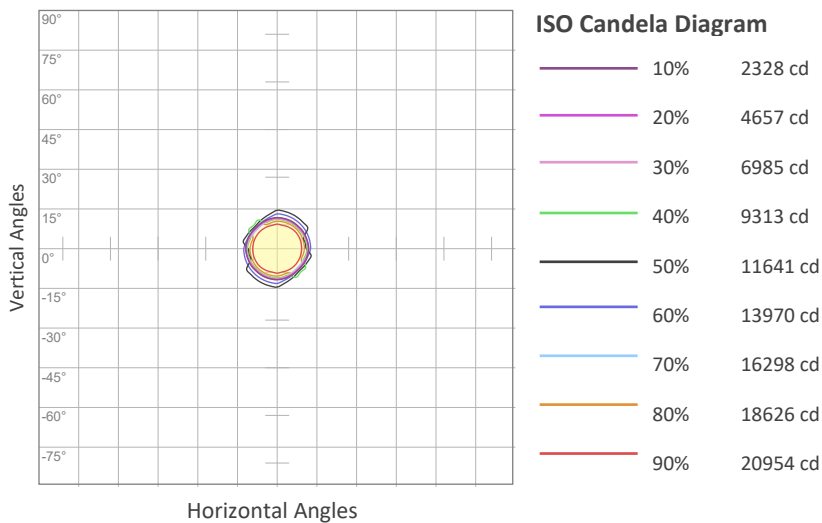
Distance	1m	2m	3m	4m	5m	6m	7m	8m	9m	10m
Lux	23283	5821	2587	1455	931	647	475	364	287	233
Distance	11m	12m	13m	14m	15m	16m	17m	18m	19m	20m
Lux	192	162	138	119	103	91	81	72	64	58
Distance	3.3ft	6.6ft	9.8ft	13.1ft	16.4ft	19.7ft	23ft	26.2ft	29.5ft	32.8ft
FC	2163	541	240	135	87	60	44	34	27	22
Distance	36.1ft	39.4ft	42.7ft	45.9ft	49.2ft	52.5ft	55.8ft	59.1ft	62.3ft	65.6ft
FC	18	15	13	11	10	8	7	7	6	5

# Photometric & Chromaticity Report

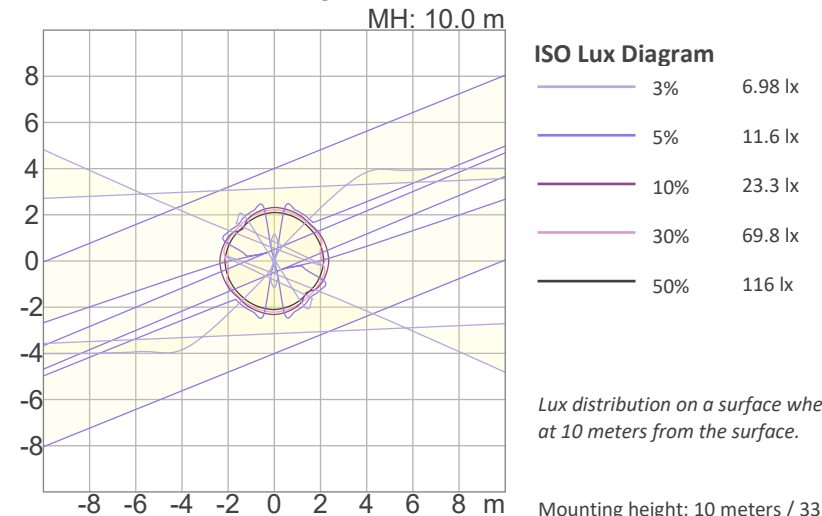
Ovation E-2 FC: Full Spot - 4000K - Calibration Off - Fan set to On



## ISO Diagrams



**Conditions:**  
 Number of c-planes: 8  
 Candela at center: 23283 cd



**Conditions:**  
 Number of c-planes: 8  
 Candela at center: 233 lx

Lux distribution on a surface when lamp is mounted at 10 meters from the surface.

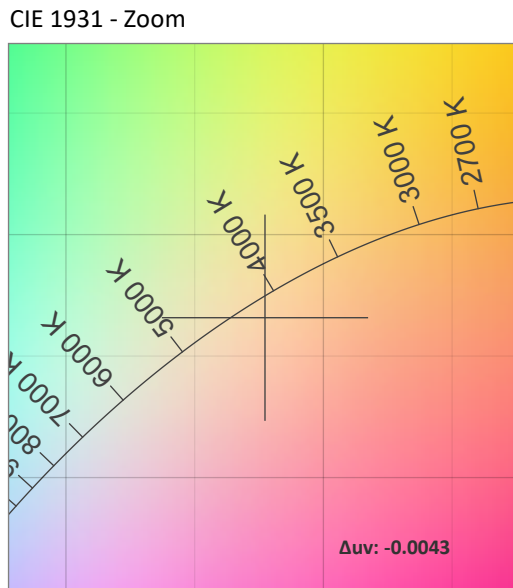
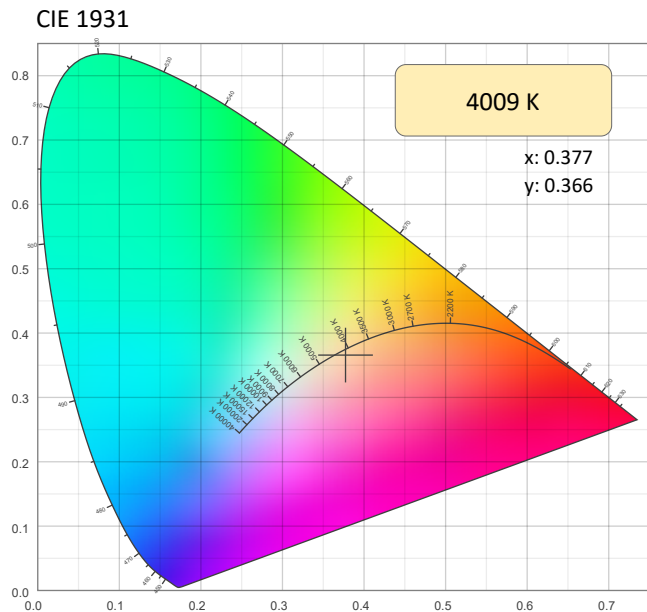
Mounting height: 10 meters / 33 feet



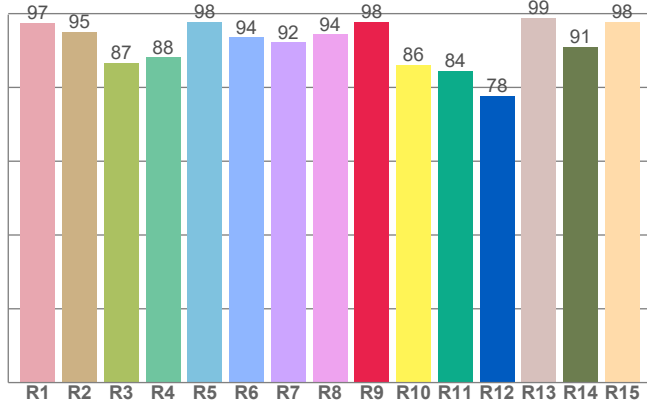
# Photometric & Chromaticity Report

Ovation E-2 FC: Full Spot - 4000K - Calibration Off - Fan set to On

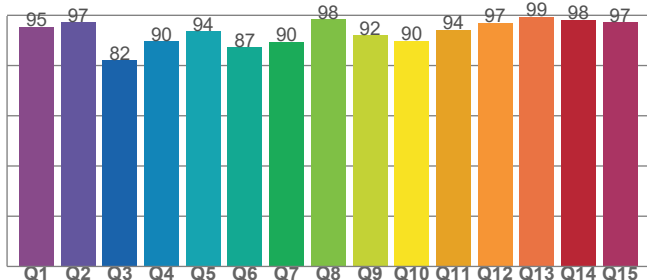
## Chromaticity



### CRI: 93.1 (R1-R8)



### CQS: 91.9



### Color Parameters

Color Temperature	Color Coordinate CIE 1931	Color Coordinate CIE 1931
CCT	x	y
4009 K	0.377	0.366

Color Deviation from Black Body Curve	Color Coordinate CIE 1964	Color Coordinate CIE 1964
Δuv	y	u
-0.0043	0.366	0.227

Color Rendering Index	Red Component	Color Quality Scale
CRI	CRI - R9	CQS
93.1	97.8	91.9

Television Lighting Consistency Index	Color Fidelity	Color Gamut
TLCI	TM30 - Rf	TM30 Rg
83	89.9	106.4



# Photometric & Chromaticity Report

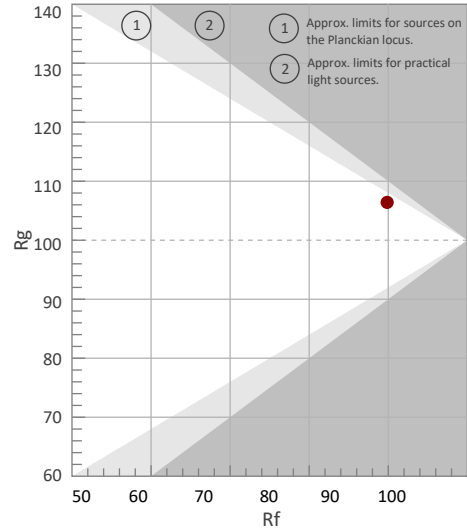
Ovation E-2 FC: Full Spot - 4000K - Calibration Off - Fan set to On

## TM-30 Details

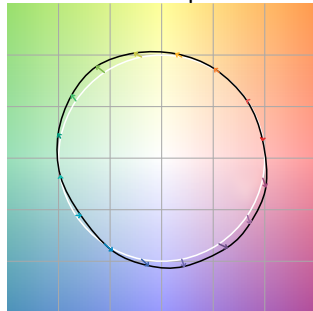
**Rf 89.9**  
Fidelity Index (Rg)

**Rg 106.4**  
Gammut Index (Rg)

Hue Bin	R <sub>f</sub>	Graphic shifts (%)	
		Chroma	Hue
1	94	-1%	-2%
2	97	0%	1%
3	89	0%	5%
4	90	2%	6%
5	87	5%	6%
6	86	9%	3%
7	90	7%	-2%
8	92	3%	-3%
9	95	0%	-2%
10	91	-4%	3%
11	85	1%	10%
12	84	5%	8%
13	90	7%	1%
14	90	7%	4%
15	89	6%	-5%
16	87	5%	-7%



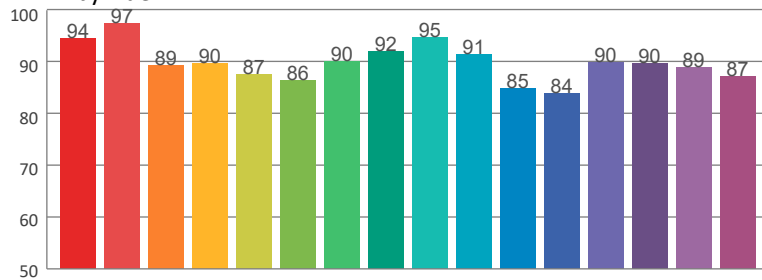
Color Vector Graphic



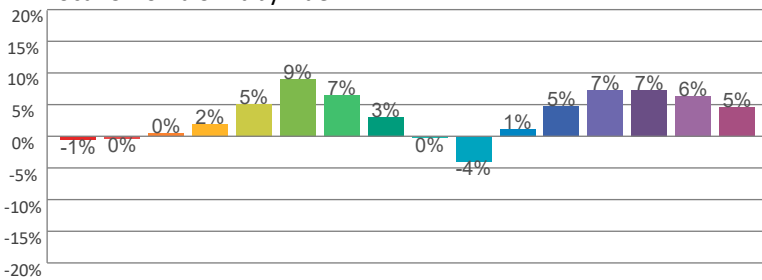
Color Distortion Graphic



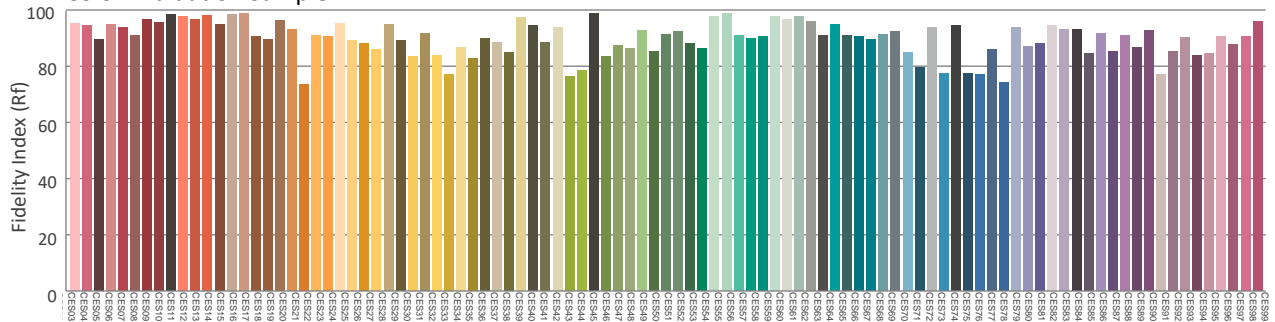
R<sub>f</sub> by Hue



Local Chroma Shift by Hue



Color Evaluation Sample



# Photometric & Chromaticity Report

Ovation E-2 FC: Full Spot - 5600K - Calibration Off - Fan set to On

## Report Summary

### Measurements

Fixture Output: 3316 lm  
Fixture Peak: 23024 cd  
Fixture Efficacy: 21 lm/W  
Intensity @ 5m: 895 lux  
Color Temperature: 5597 K  
CRI: 92.7      CRI R9 Value: 96.1  
CQS: 90.4  
TLCI: 91  
TM-30 Rf: 89.4  
TM-30 Rg: 105.3  
Beam Angle (50%): 25°  
Field Angle (10%): 29.2°  
Cutoff Angle (3%): 30.2°

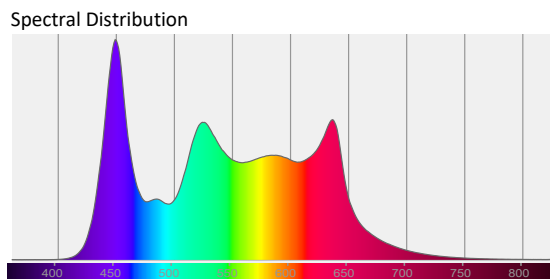
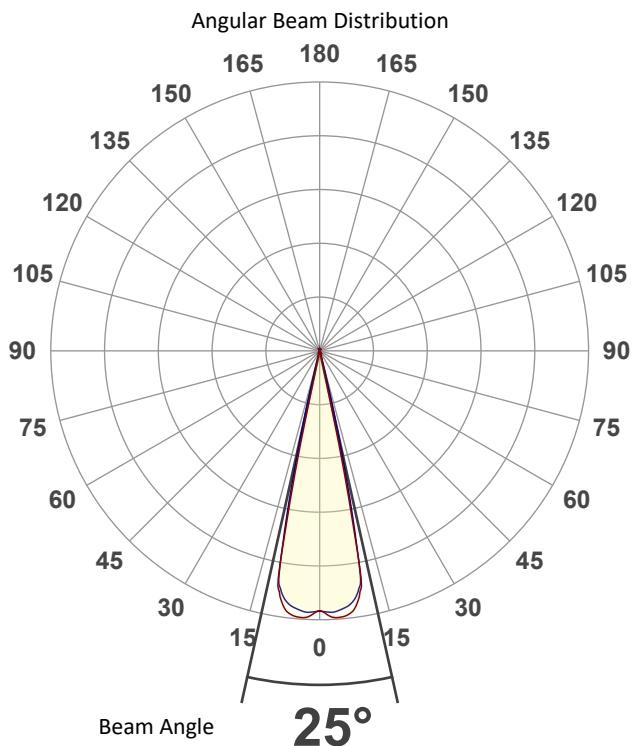
### Conditions

AC Supply: 118 V, 60.1 Hz  
Power: 157.7 W  
Current: 1.33 A  
Power Factor: 0.99



This data sheet conforms to American National Standard E1.9 – 2007 (R2017). All data was measured and calculated by a Viso Systems LabSpion Goniometer at the Chauvet PD Optics Laboratory in Sunrise, FL on 10/18/2022 to LM-63-2002 Standards.

## Overall Measurement



Tested Color (CIE 1931):

X: 0.330

Y: 0.333



Light Quality

CRI: 92.7

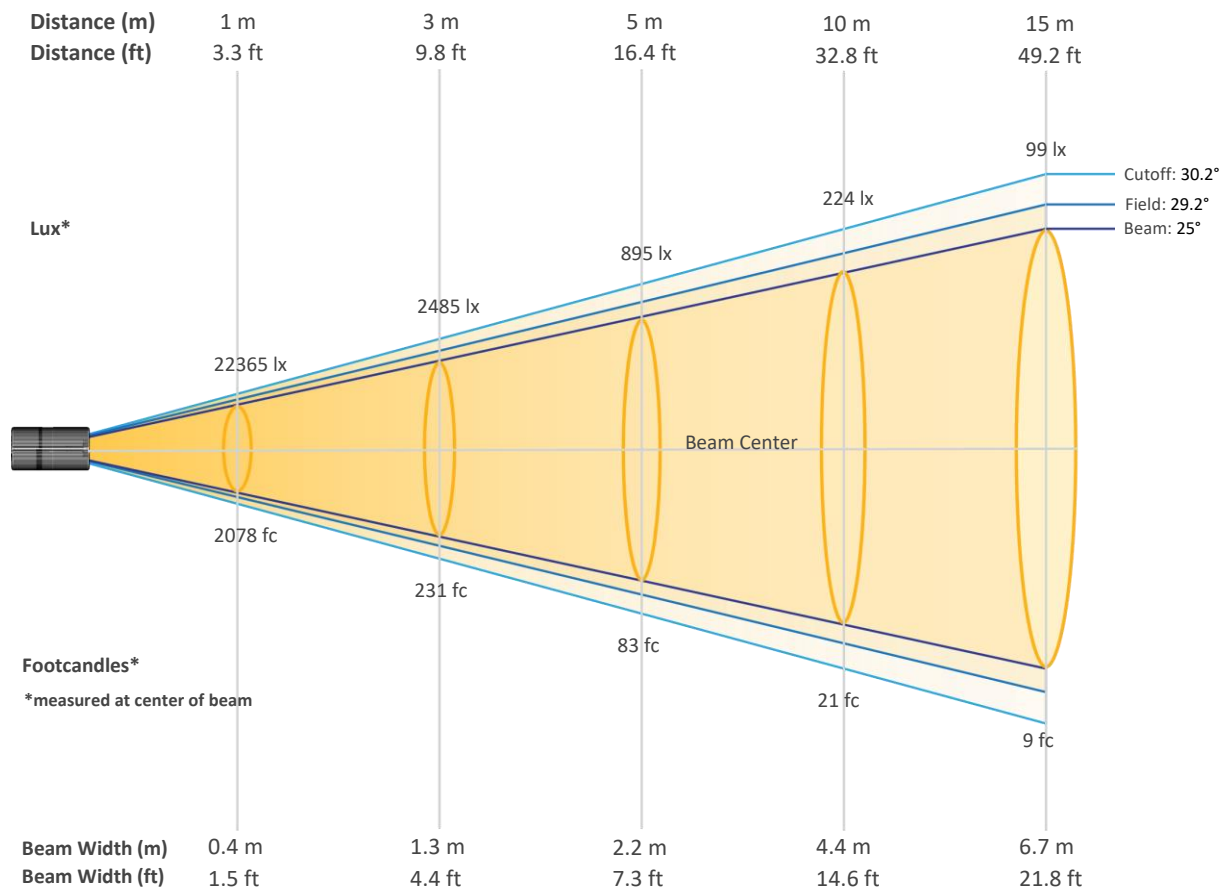
Color Temperature

5597 K

# Photometric & Chromaticity Report

Ovation E-2 FC: Full Spot - 5600K - Calibration Off - Fan set to On

## Beam Details

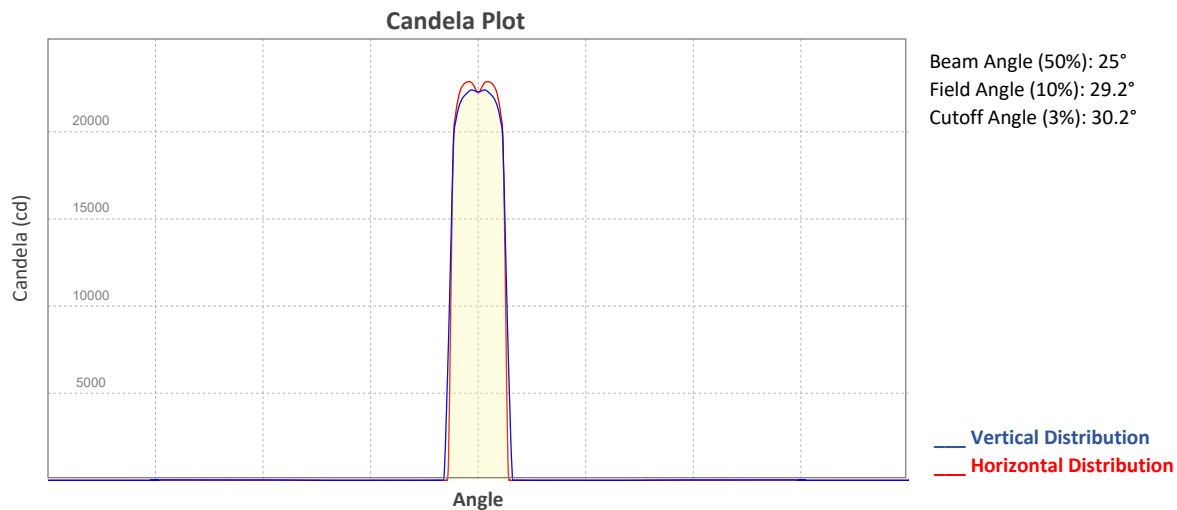


### Beam Intensities from 1-20m (3.3-65.6ft)

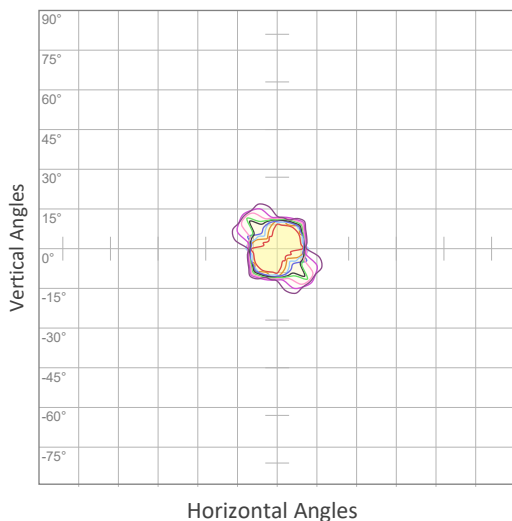
Distance	1m	2m	3m	4m	5m	6m	7m	8m	9m	10m
Lux	22365	5591	2485	1398	895	621	456	349	276	224
Distance	11m	12m	13m	14m	15m	16m	17m	18m	19m	20m
Lux	185	155	132	114	99	87	77	69	62	56
Distance	3.3ft	6.6ft	9.8ft	13.1ft	16.4ft	19.7ft	23ft	26.2ft	29.5ft	32.8ft
FC	2078	519	231	130	83	58	42	32	26	21
Distance	36.1ft	39.4ft	42.7ft	45.9ft	49.2ft	52.5ft	55.8ft	59.1ft	62.3ft	65.6ft
FC	17	14	12	11	9	8	7	6	6	5

# Photometric & Chromaticity Report

Ovation E-2 FC: Full Spot - 5600K - Calibration Off - Fan set to On

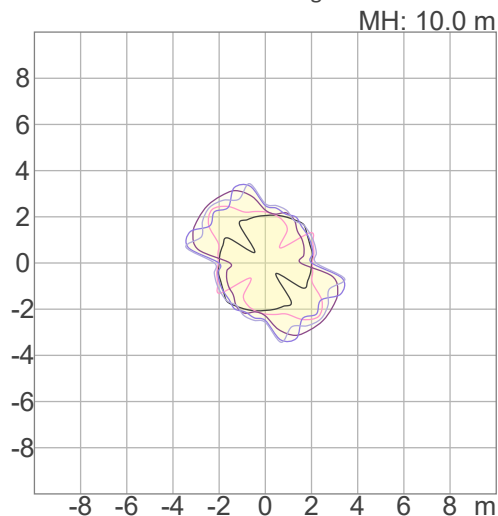


## ISO Diagrams



Percentage	Candela
10%	2237 cd
20%	4473 cd
30%	6710 cd
40%	8946 cd
50%	11183 cd
60%	13419 cd
70%	15656 cd
80%	17892 cd
90%	20129 cd

**Conditions:**  
 Number of c-planes: 8  
 Candela at center: 22365 cd



Percentage	Lux
3%	6.71 lx
5%	11.2 lx
10%	22.4 lx
30%	67.1 lx
50%	112 lx

**Conditions:**  
 Number of c-planes: 8  
 Candela at center: 224 lx

*Lux distribution on a surface when lamp is mounted at 10 meters from the surface.*

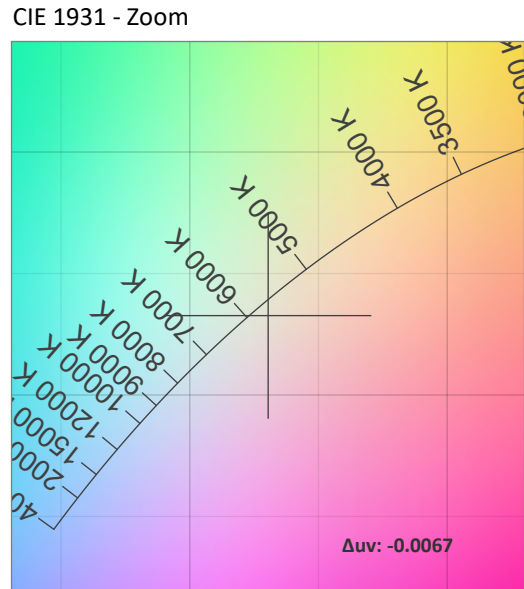
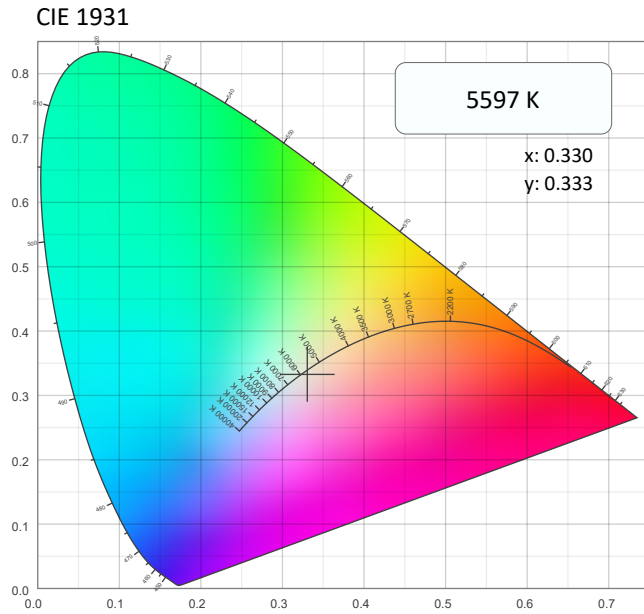
Mounting height: 10 meters / 33 feet



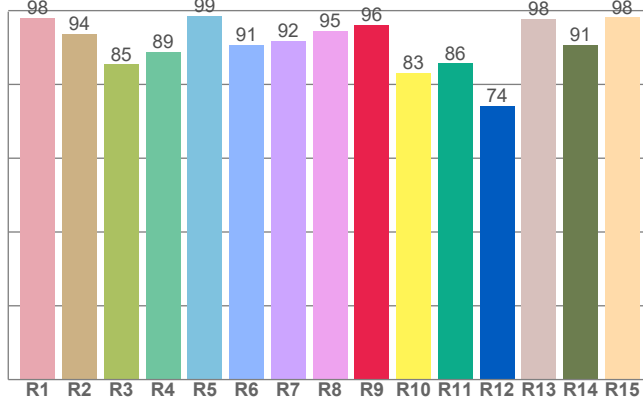
# Photometric & Chromaticity Report

Ovation E-2 FC: Full Spot - 5600K - Calibration Off - Fan set to On

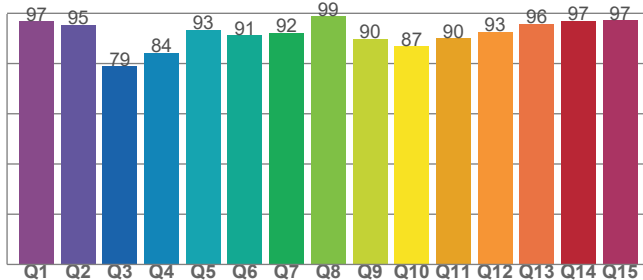
## Chromaticity



### CRI: 92.7 (R1-R8)



### CQS: 90.4



### Color Parameters

Color Temperature	Color Coordinate CIE 1931	Color Coordinate CIE 1931
CCT	x	y
5597 K	0.330	0.333

Color Deviation from Black Body Curve	Color Coordinate CIE 1964	Color Coordinate CIE 1964
Δuv	y	u
-0.0067	0.333	0.209

Color Rendering Index	Red Component	Color Quality Scale
CRI	CRI - R9	CQS
92.7	96.1	90.4

Television Lighting Consistency Index	Color Fidelity	Color Gamut
TLCI	TM30 - Rf	TM30 Rg
91	89.4	105.3

# Photometric & Chromaticity Report

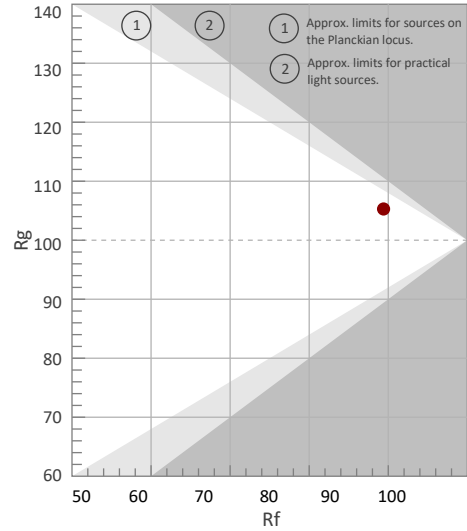
Ovation E-2 FC: Full Spot - 5600K - Calibration Off - Fan set to On

## TM-30 Details

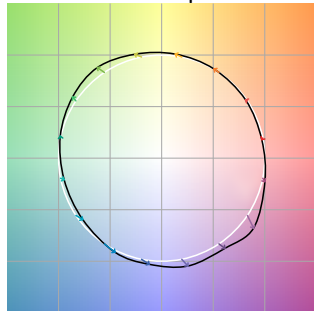
**Rf 89.4**  
Fidelity Index (Rg)

**Rg 105.3**  
Gammut Index (Rg)

Hue Bin	R <sub>f</sub>	Graphic shifts (%)	
		Chroma	Hue
1	95	-1%	-1%
2	96	-1%	-2%
3	89	0%	6%
4	89	2%	7%
5	87	4%	6%
6	88	8%	3%
7	93	5%	-1%
8	95	1%	-2%
9	94	-3%	2%
10	87	-3%	7%
11	79	1%	13%
12	87	3%	8%
13	90	8%	5%
14	88	7%	2%
15	85	12%	-7%
16	94	3%	-3%



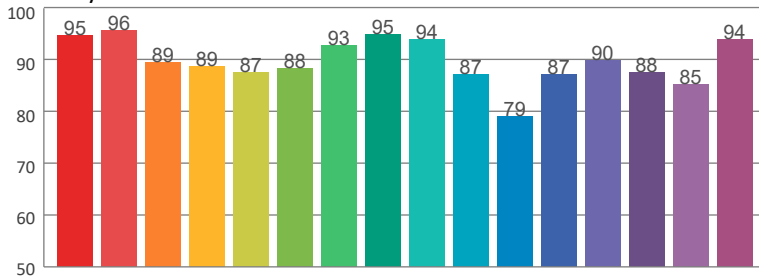
Color Vector Graphic



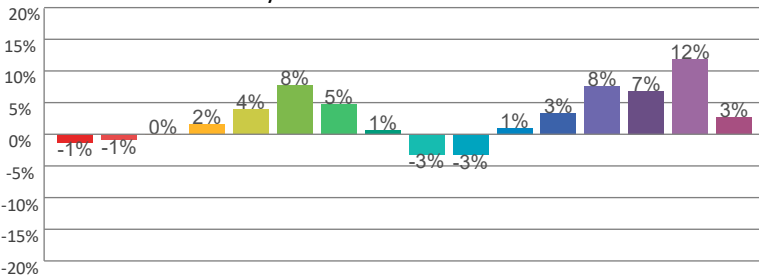
Color Distortion Graphic



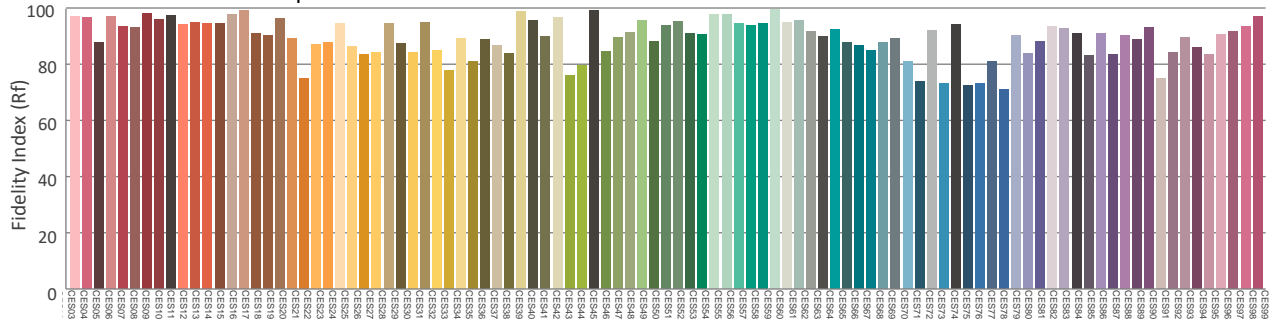
Rf by Hue



Local Chroma Shift by Hue



Color Evaluation Sample



# Photometric & Chromaticity Report

Ovation E-2 FC: 50% Zoom - Full Power - Calibration Off - Fan set to On

## Report Summary

### Measurements

Fixture Output: 5147 lm  
Fixture Peak: 15154 cd  
Fixture Efficacy: 22 lm/W  
Intensity @ 5m: 595 lux  
Color Temperature: 4525 K  
CRI: 90.3      CRI R9 Value: 89.5  
CQS: 91.9  
TLCI: 90  
TM-30 Rf: 89.8  
TM-30 Rg: 105.1  
Beam Angle (50%): 38.3°  
Field Angle (10%): 40.8°  
Cutoff Angle (3%): 42.1°

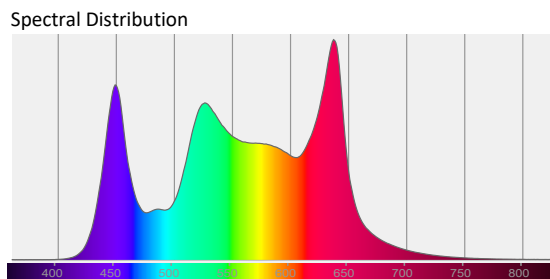
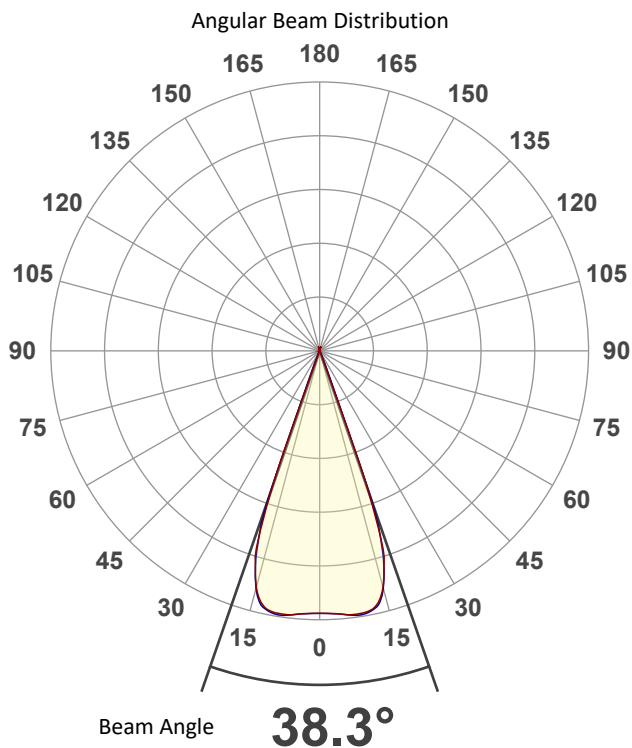
### Conditions

AC Supply: 117 V, 60 Hz  
Power: 234.62 W  
Current: 2.00 A  
Power Factor: 0.99



This data sheet conforms to American National Standard E1.9 – 2007 (R2017). All data was measured and calculated by a Viso Systems LabSpion Goniometer at the Chauvet PD Optics Laboratory in Sunrise, FL on 10/19/2022 to LM-63-2002 Standards.


## Overall Measurement



Tested Color (CIE 1931):

X: 0.362

Y: 0.373



Light Quality

CRI: 90.3

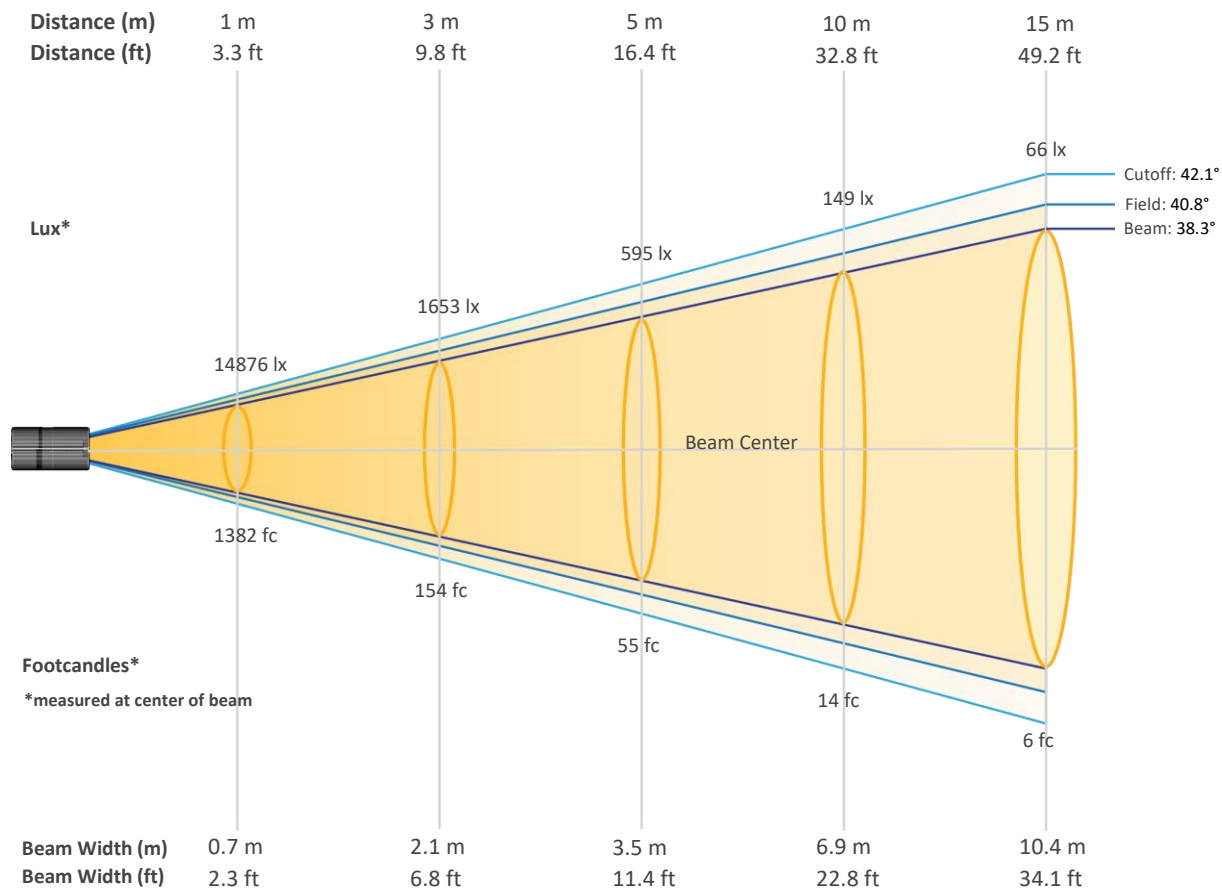
Color Temperature

4525 K

# Photometric & Chromaticity Report

Ovation E-2 FC: 50% Zoom - Full Power - Calibration Off - Fan set to On

## Beam Details



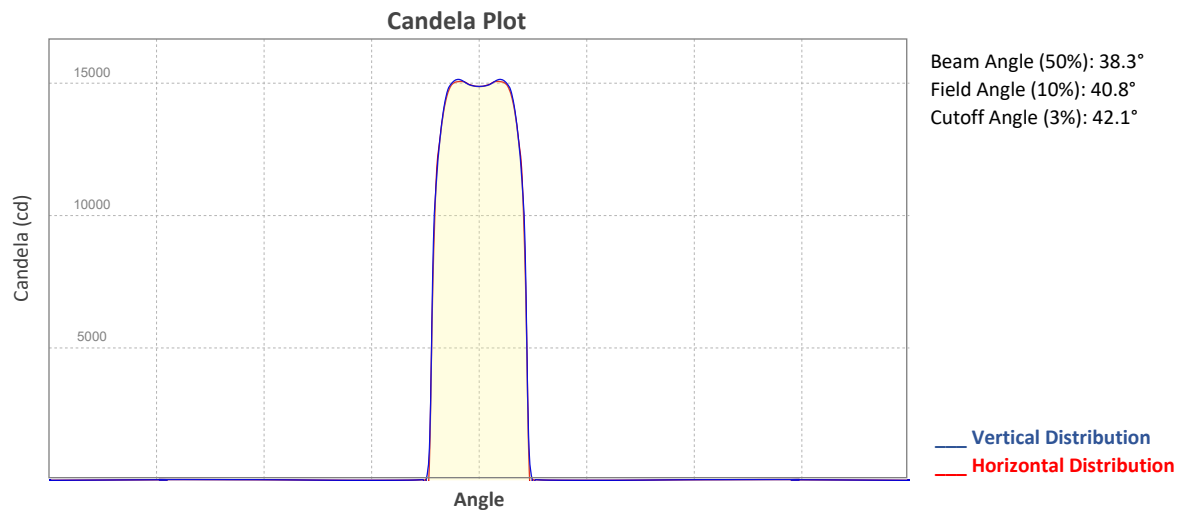
### Beam Intensities from 1-20m (3.3-65.6ft)

Distance	1m	2m	3m	4m	5m	6m	7m	8m	9m	10m
Lux	14876	3719	1653	930	595	413	304	232	184	149
Distance	11m	12m	13m	14m	15m	16m	17m	18m	19m	20m
Lux	123	103	88	76	66	58	51	46	41	37
Distance	3.3ft	6.6ft	9.8ft	13.1ft	16.4ft	19.7ft	23ft	26.2ft	29.5ft	32.8ft
FC	1382	346	154	86	55	38	28	22	17	14
Distance	36.1ft	39.4ft	42.7ft	45.9ft	49.2ft	52.5ft	55.8ft	59.1ft	62.3ft	65.6ft
FC	11	10	8	7	6	5	5	4	4	3

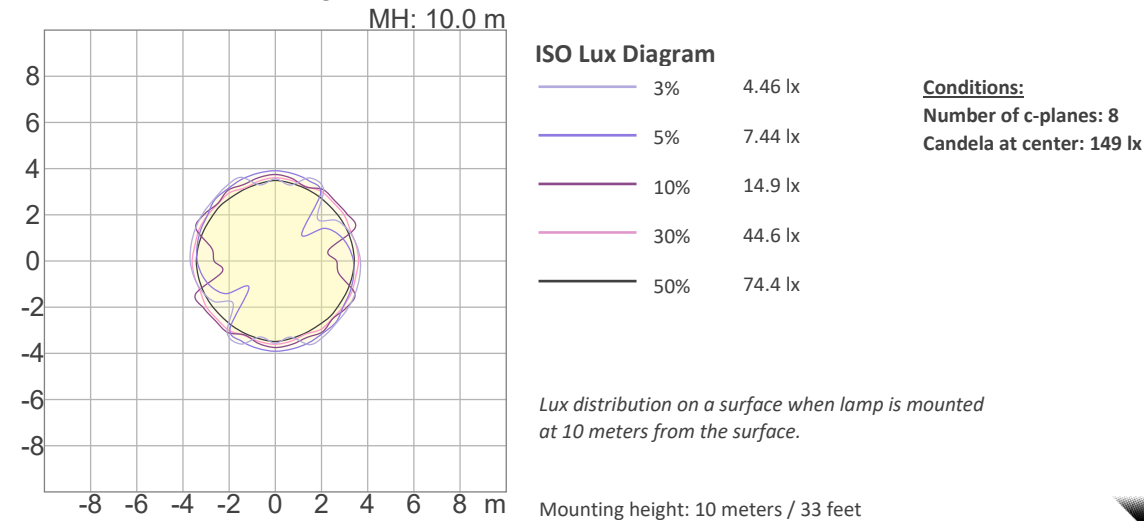
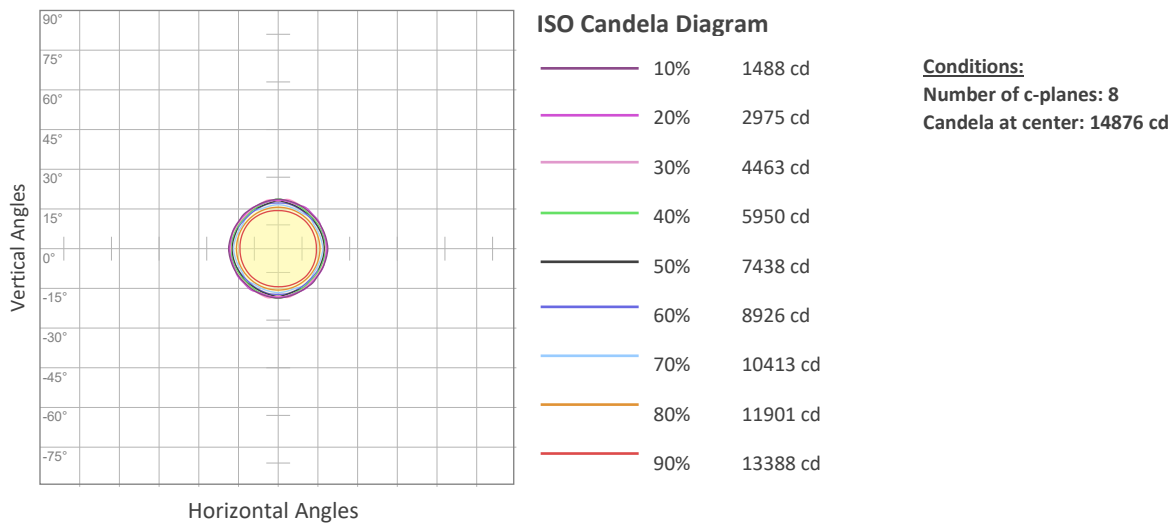


# Photometric & Chromaticity Report

Ovation E-2 FC: 50% Zoom - Full Power - Calibration Off - Fan set to On



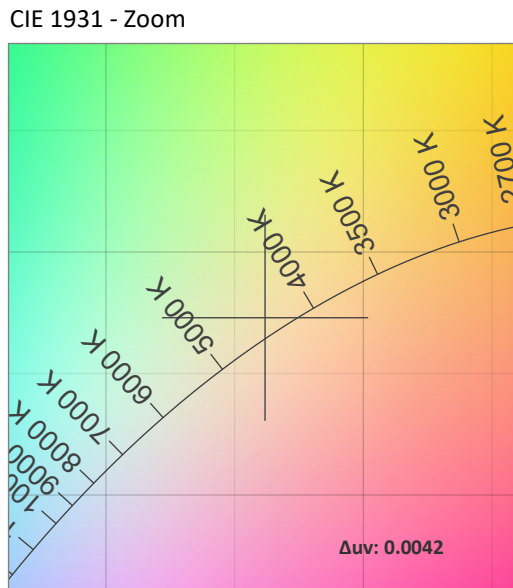
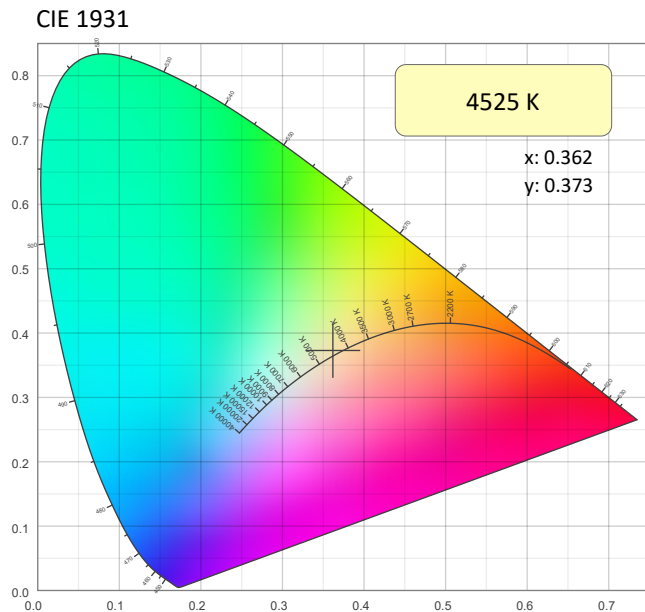
## ISO Diagrams



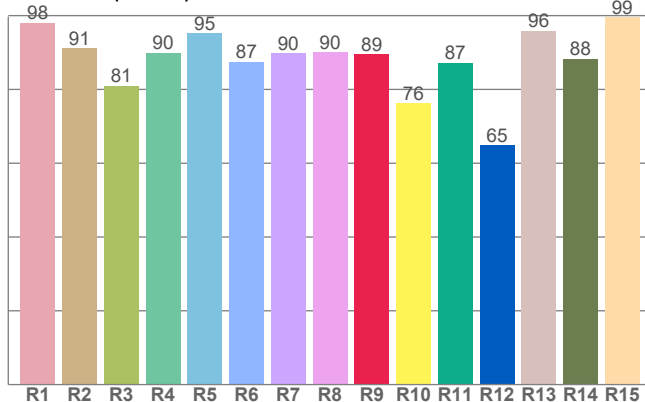
# Photometric & Chromaticity Report

Ovation E-2 FC: 50% Zoom - Full Power - Calibration Off - Fan set to On

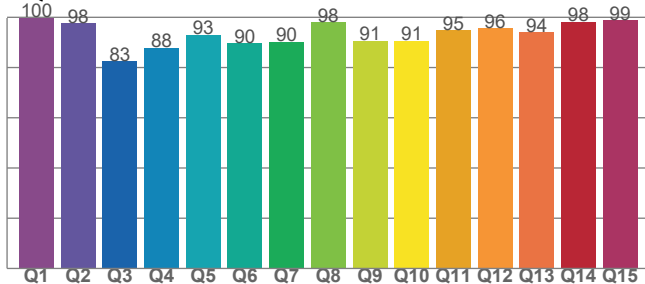
## Chromaticity



CRI: 90.3 (R1-R8)



CQS: 91.9



Color Parameters

Color Temperature	Color Coordinate CIE 1931	Color Coordinate CIE 1931
CCT	x	y
4525 K	0.362	0.373

Color Deviation from Black Body Curve	Color Coordinate CIE 1964	Color Coordinate CIE 1964
Δuv	y	u
0.0042	0.373	0.214

Color Rendering Index	Red Component	Color Quality Scale
CRI	CRI - R9	CQS
90.3	89.5	91.9

Television Lighting Consistency Index	Color Fidelity	Color Gamut
TLCI	TM30 - Rf	TM30 Rg
90	89.8	105.1



# Photometric & Chromaticity Report

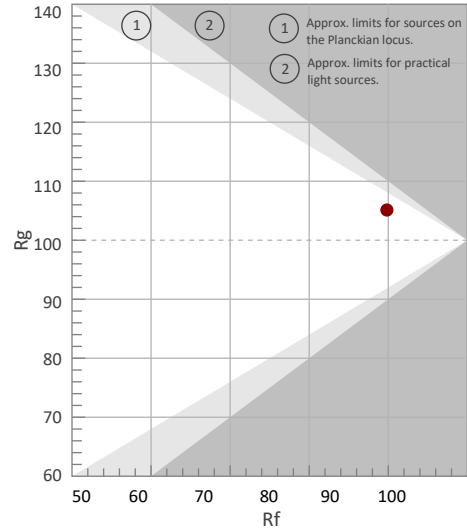
Ovation E-2 FC: 50% Zoom - Full Power - Calibration Off - Fan set to On

## TM-30 Details

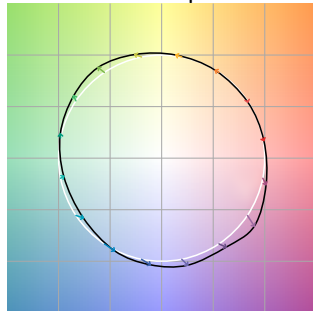
**Rf 89.8**  
Fidelity Index (Rg)

**Rg 105.1**  
Gammut Index (Rg)

Hue Bin	R <sub>f</sub>	Graphic shifts (%)	
		Chroma	Hue
1	94	1%	-3%
2	97	0%	-1%
3	91	0%	4%
4	90	1%	6%
5	88	4%	6%
6	88	7%	2%
7	92	5%	-3%
8	93	1%	-4%
9	93	-3%	-1%
10	88	-5%	6%
11	82	0%	12%
12	83	4%	9%
13	91	7%	5%
14	88	6%	4%
15	86	11%	-5%
16	88	4%	-5%



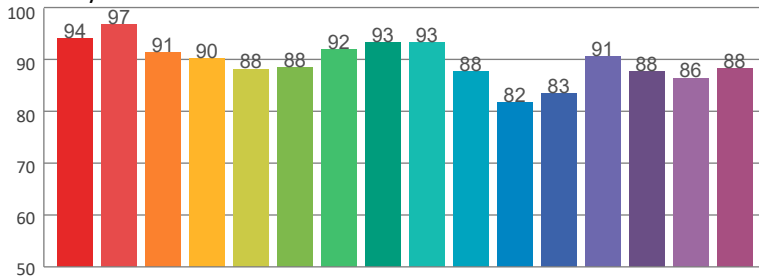
Color Vector Graphic



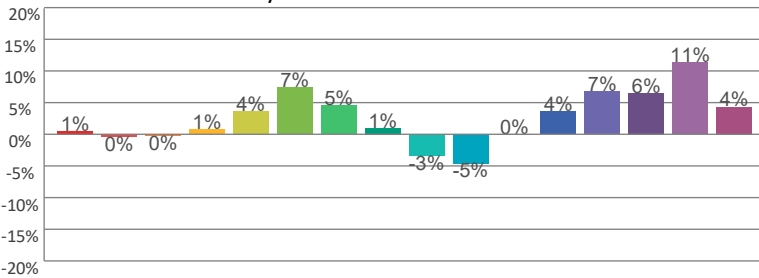
Color Distortion Graphic



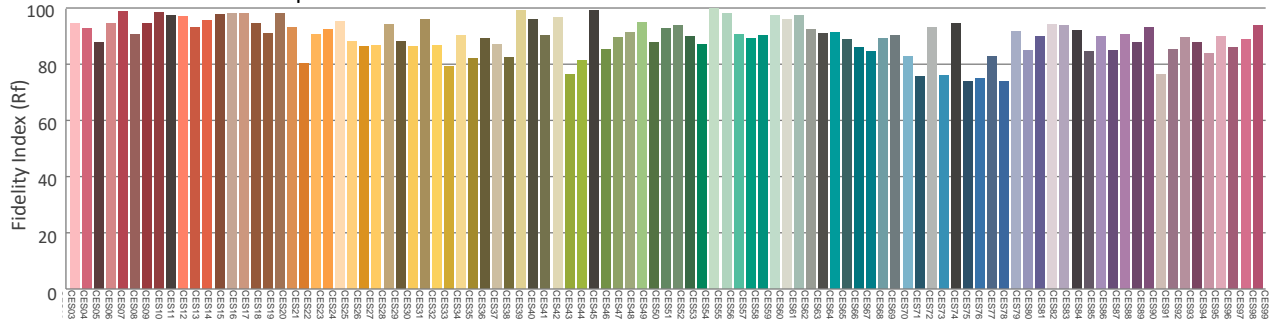
Rf by Hue



Local Chroma Shift by Hue



Color Evaluation Sample



# Photometric & Chromaticity Report

Ovation E-2 FC: 50% Zoom - 3200K - Calibration Off - Fan set to On

## Report Summary

### Measurements

Fixture Output: 3352 lm  
Fixture Peak: 9782 cd  
Fixture Efficacy: 22 lm/W  
Intensity @ 5m: 384 lux  
Color Temperature: 3211 K  
CRI: 93.0      CRI R9 Value: 94.5  
CQS: 90.2  
TLCI: 83  
TM-30 Rf: 89.4  
TM-30 Rg: 107.2  
Beam Angle (50%): 38.2°  
Field Angle (10%): 41.7°  
Cutoff Angle (3%): 42.7°

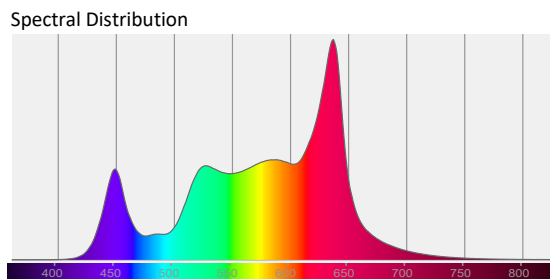
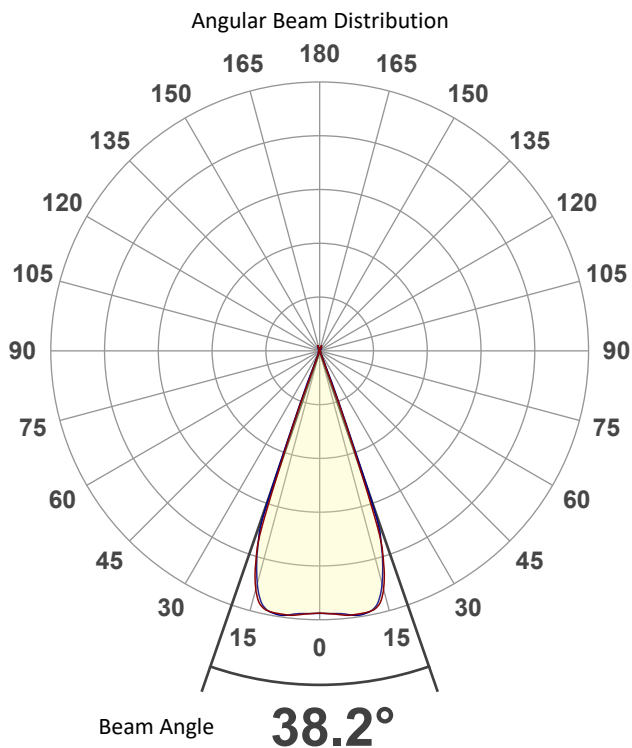
### Conditions

AC Supply: 118 V, 60 Hz  
Power: 152.47 W  
Current: 1.29 A  
Power Factor: 0.99



This data sheet conforms to American National Standard E1.9 – 2007 (R2017). All data was measured and calculated by a Viso Systems LabSpion Goniometer at the Chauvet PD Optics Laboratory in Sunrise, FL on 10/19/2022 to LM-63-2002 Standards.

## Overall Measurement



Tested Color (CIE 1931):

X: 0.420

Y: 0.391



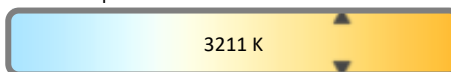
Light Quality

CRI: 93.0



Color Temperature

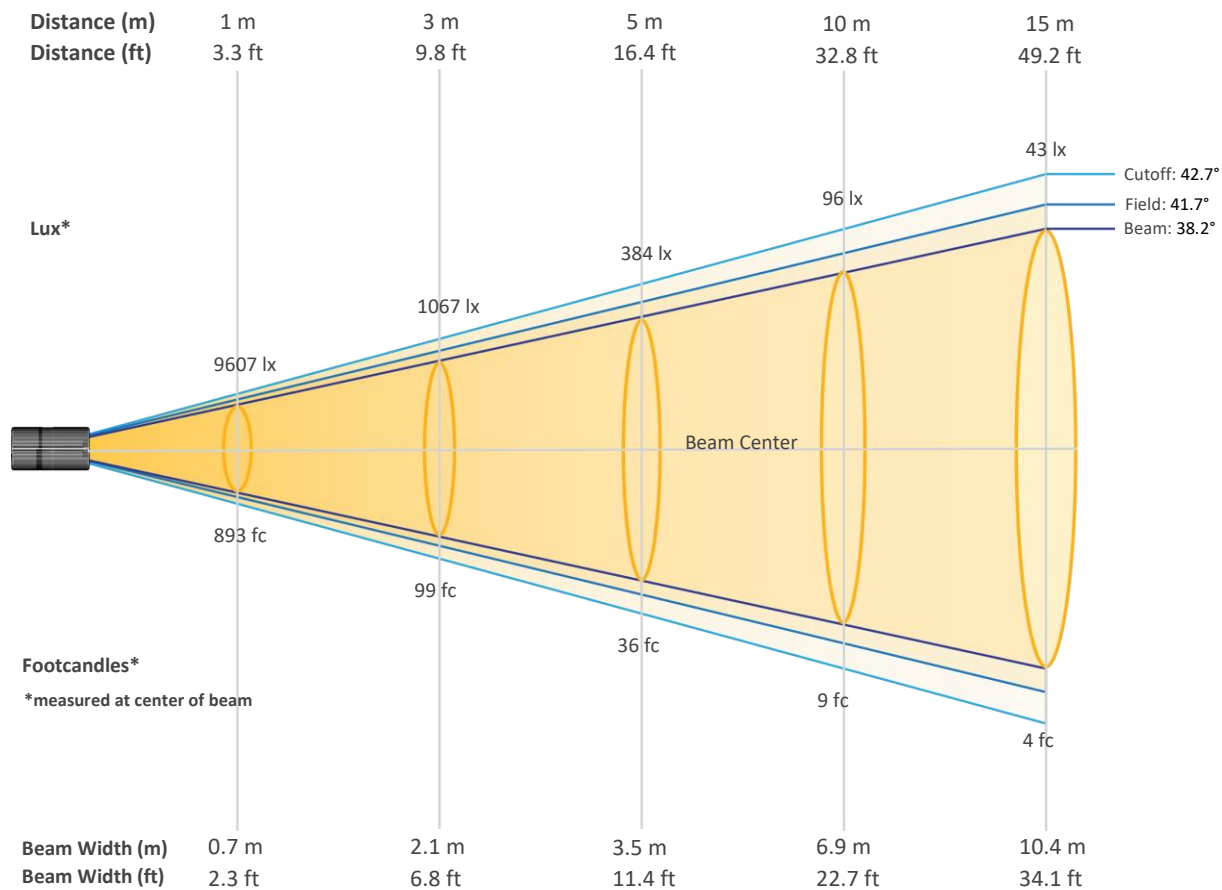
3211 K



# Photometric & Chromaticity Report

Ovation E-2 FC: 50% Zoom - 3200K - Calibration Off - Fan set to On

## Beam Details

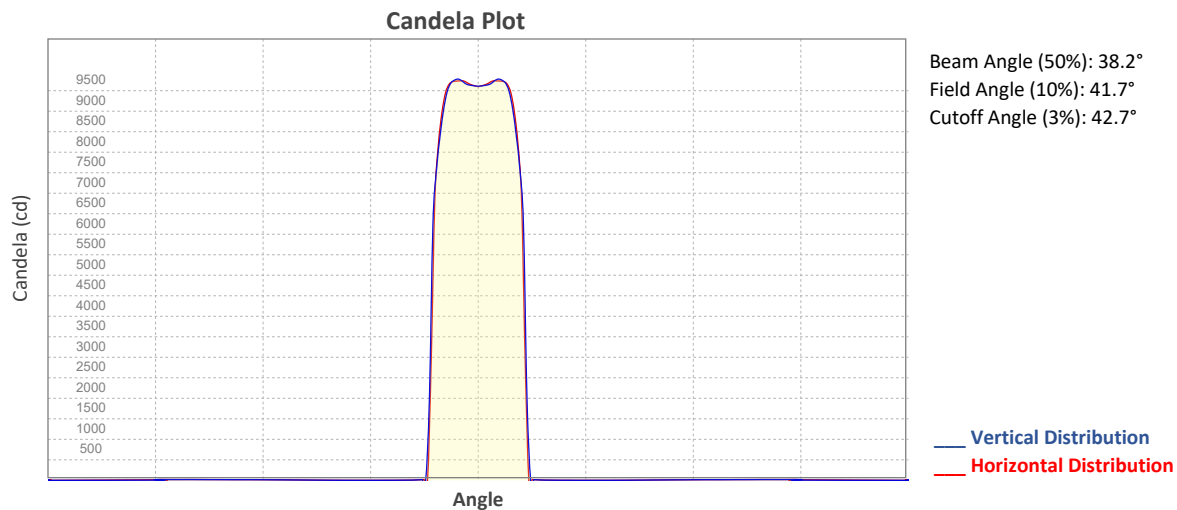


### Beam Intensities from 1-20m (3.3-65.6ft)

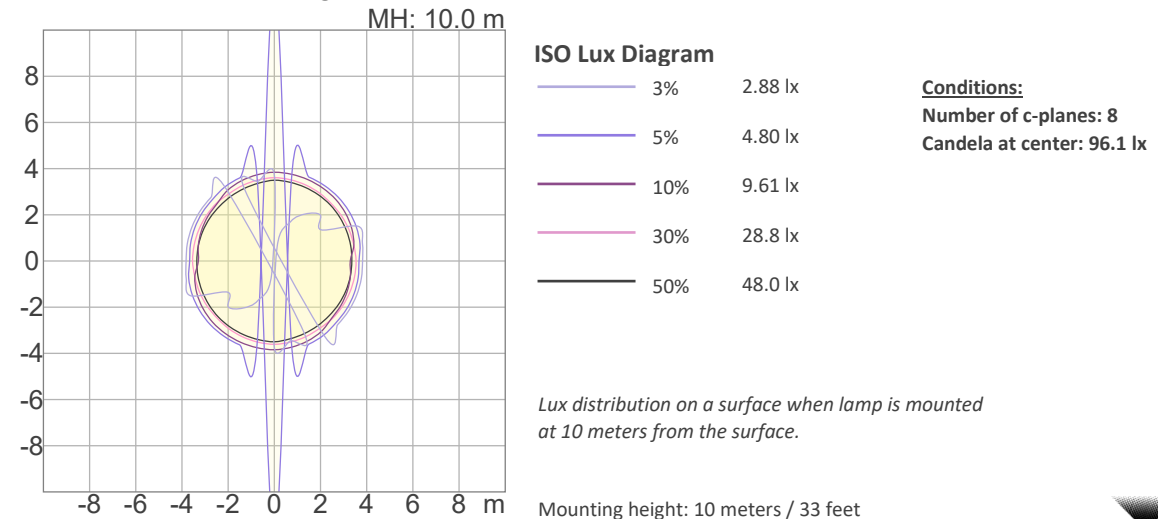
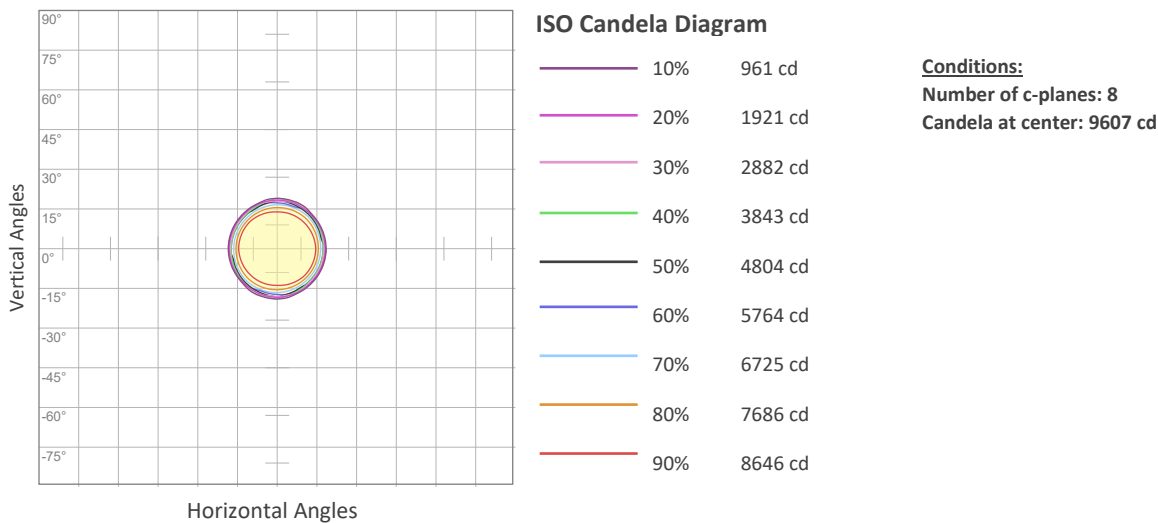
Distance	1m	2m	3m	4m	5m	6m	7m	8m	9m	10m
Lux	9607	2402	1067	600	384	267	196	150	119	96
Distance	11m	12m	13m	14m	15m	16m	17m	18m	19m	20m
Lux	79	67	57	49	43	38	33	30	27	24
Distance	3.3ft	6.6ft	9.8ft	13.1ft	16.4ft	19.7ft	23ft	26.2ft	29.5ft	32.8ft
FC	893	223	99	56	36	25	18	14	11	9
Distance	36.1ft	39.4ft	42.7ft	45.9ft	49.2ft	52.5ft	55.8ft	59.1ft	62.3ft	65.6ft
FC	7	6	5	5	4	3	3	3	2	2

# Photometric & Chromaticity Report

Ovation E-2 FC: 50% Zoom - 3200K - Calibration Off - Fan set to On



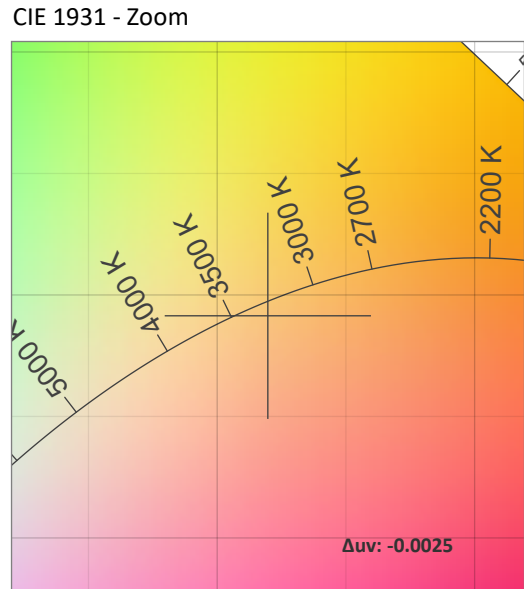
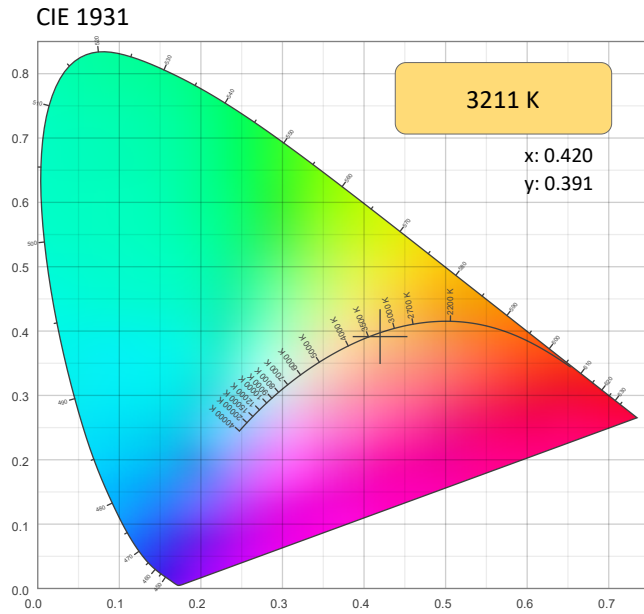
## ISO Diagrams



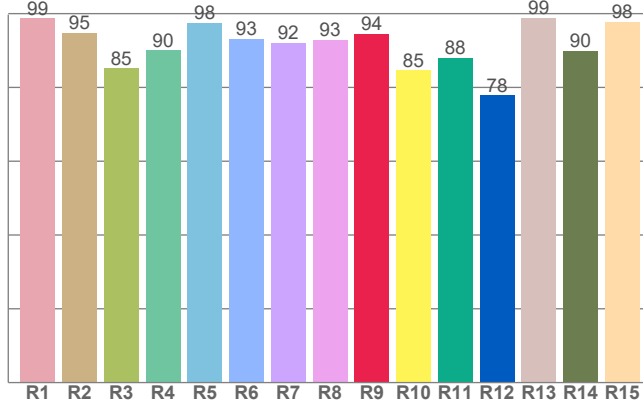
# Photometric & Chromaticity Report

Ovation E-2 FC: 50% Zoom - 3200K - Calibration Off - Fan set to On

## Chromaticity



### CRI: 93.0 (R1-R8)

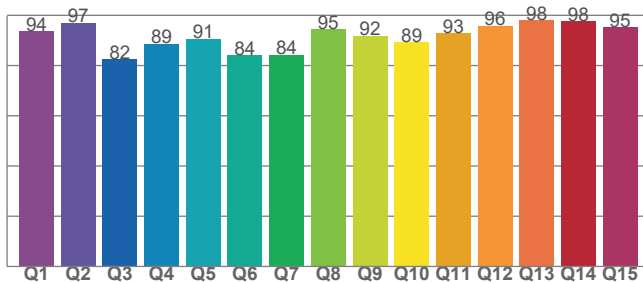


### Color Parameters

Color Temperature	Color Coordinate CIE 1931	Color Coordinate CIE 1931
CCT	x	y
3211 K	0.420	0.391

Color Deviation from Black Body Curve	Color Coordinate CIE 1964	Color Coordinate CIE 1964
Δuv	y	u
-0.0025	0.391	0.245

### CQS: 90.2



Color Rendering Index	Red Component	Color Quality Scale
CRI	CRI - R9	CQS
93.0	94.5	90.2

Television Lighting Consistency Index	Color Fidelity	Color Gamut
TLCI	TM30 - Rf	TM30 Rg
83	89.4	107.2

# Photometric & Chromaticity Report

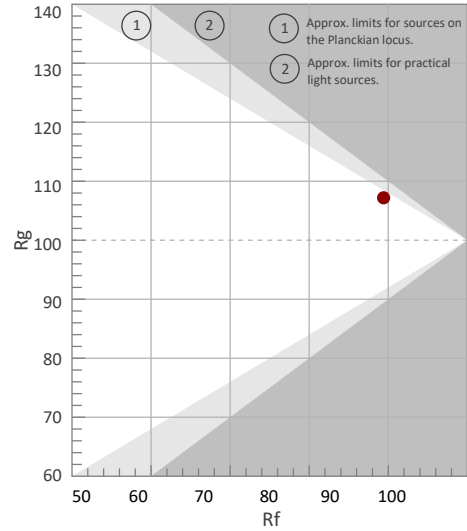
Ovation E-2 FC: 50% Zoom - 3200K - Calibration Off - Fan set to On

## TM-30 Details

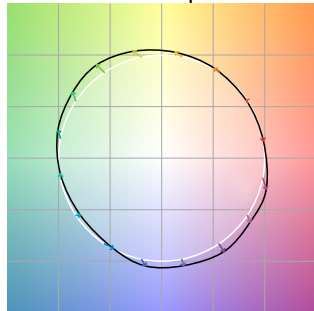
**Rf 89.4**  
Fidelity Index (Rg)

**Rg 107.2**  
Gammut Index (Rg)


Hue Bin	R <sub>f</sub>	Graphic shifts (%)	
		Chroma	Hue
1	94	0%	-3%
2	96	-1%	1%
3	88	1%	6%
4	88	3%	7%
5	87	7%	7%
6	84	10%	2%
7	86	7%	-5%
8	88	4%	-7%
9	94	-1%	-4%
10	92	-4%	2%
11	85	-1%	10%
12	88	6%	5%
13	90	6%	1%
14	89	9%	0%
15	89	6%	-4%
16	87	5%	-9%



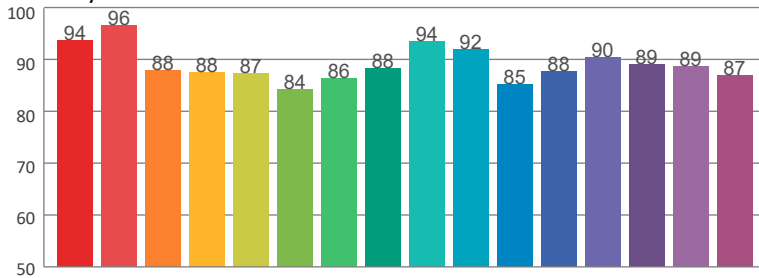
Color Vector Graphic



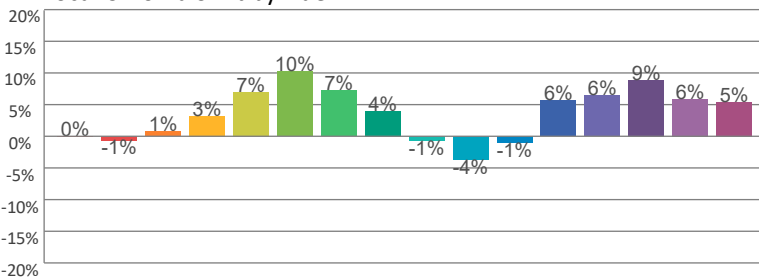
Color Distortion Graphic



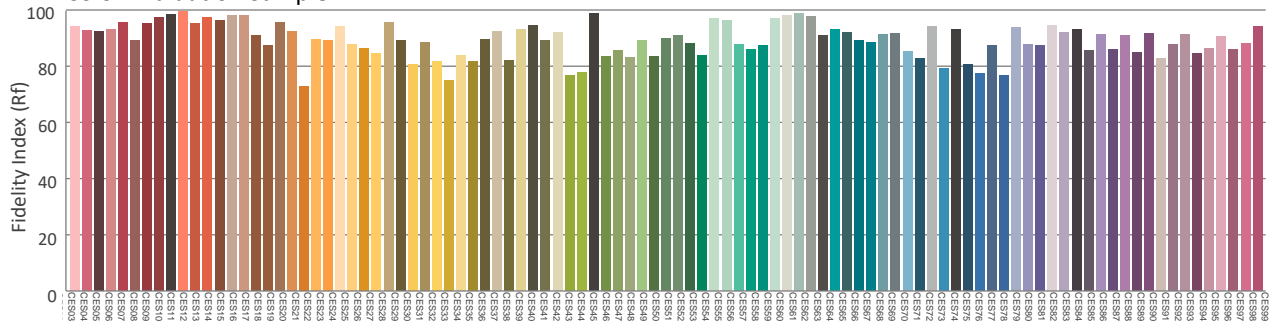
R<sub>f</sub> by Hue



Local Chroma Shift by Hue



Color Evaluation Sample





# Photometric & Chromaticity Report

Ovation E-2 FC: 50% Zoom - 4000K - Calibration Off - Fan set to On

## Report Summary

### Measurements

Fixture Output: 3396 lm  
Fixture Peak: 9874 cd  
Fixture Efficacy: 22 lm/W  
Intensity @ 5m: 388 lux  
Color Temperature: 4018 K  
CRI: 93.1      CRI R9 Value: 97.0  
CQS: 91.8  
TLCI: 86  
TM-30 Rf: 90.2  
TM-30 Rg: 105.7  
Beam Angle (50%): 38.4°  
Field Angle (10%): 41.7°  
Cutoff Angle (3%): 43°

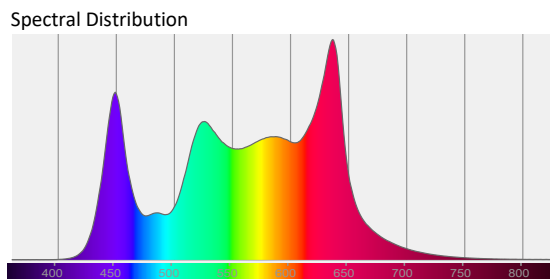
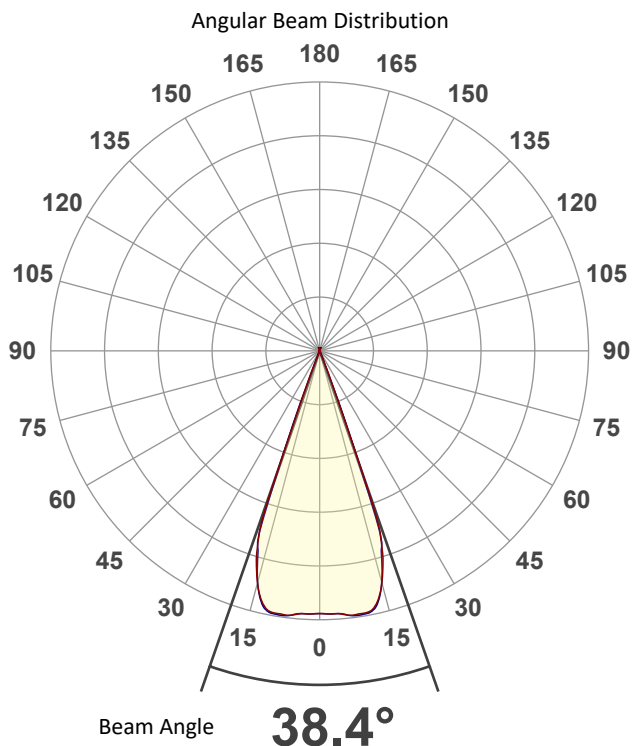
### Conditions

AC Supply: 118 V, 60 Hz  
Power: 155.65 W  
Current: 1.32 A  
Power Factor: 0.99



This data sheet conforms to American National Standard E1.9 – 2007 (R2017). All data was measured and calculated by a Viso Systems LabSpion Goniometer at the Chauvet PD Optics Laboratory in Sunrise, FL on 10/19/2022 to LM-63-2002 Standards.


## Overall Measurement



Tested Color (CIE 1931):

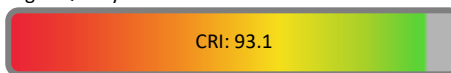
X: 0.378

Y: 0.369



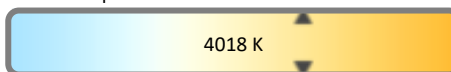
Light Quality

CRI: 93.1



Color Temperature

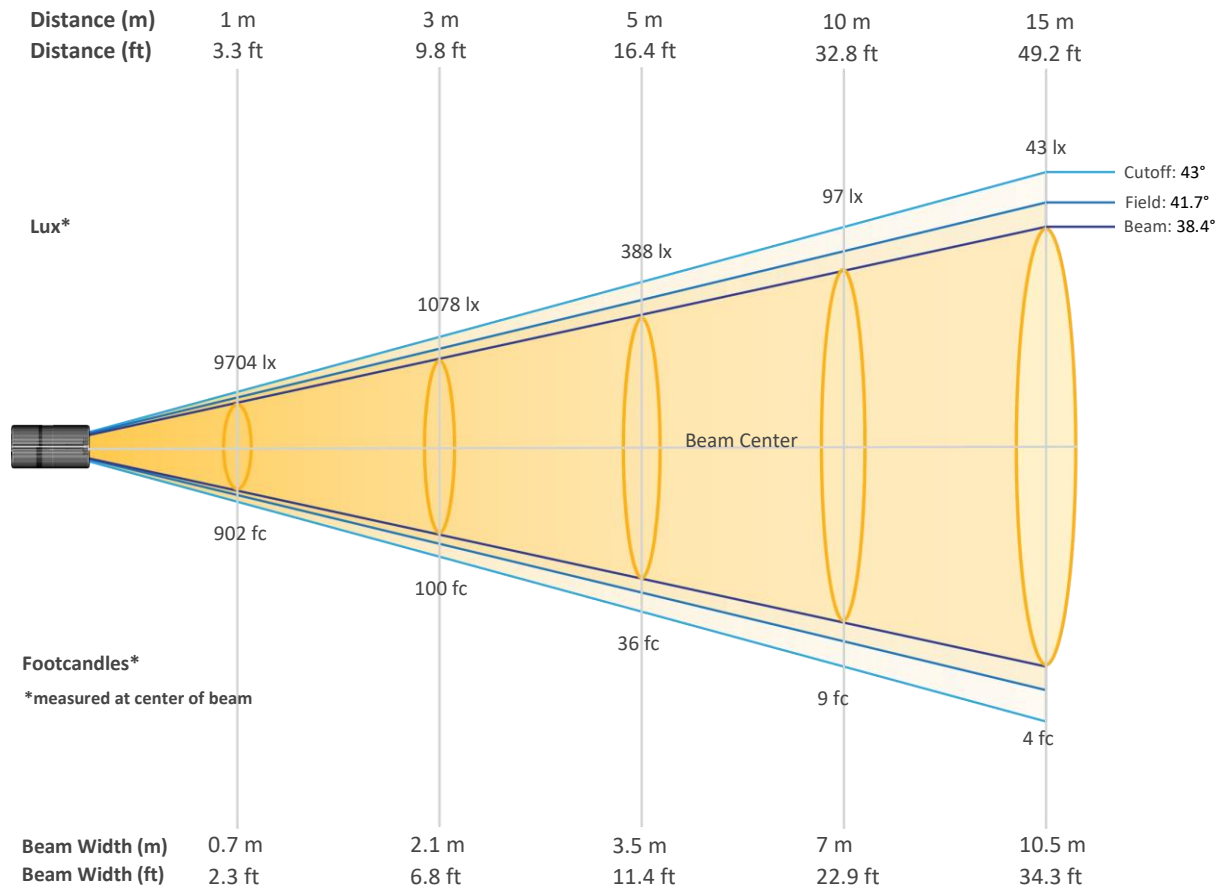
4018 K



# Photometric & Chromaticity Report

Ovation E-2 FC: 50% Zoom - 4000K - Calibration Off - Fan set to On

## Beam Details

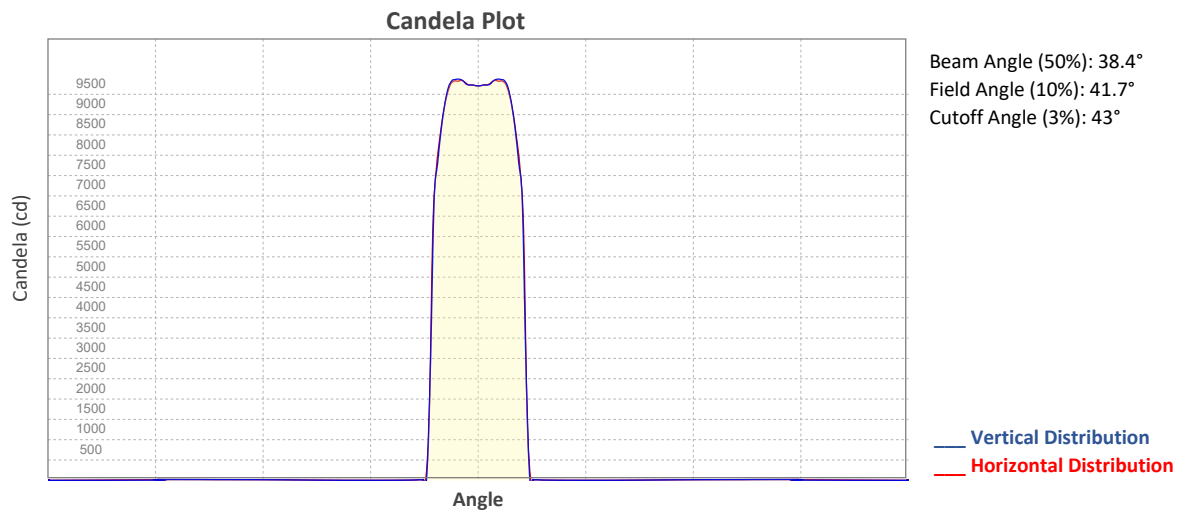


### Beam Intensities from 1-20m (3.3-65.6ft)

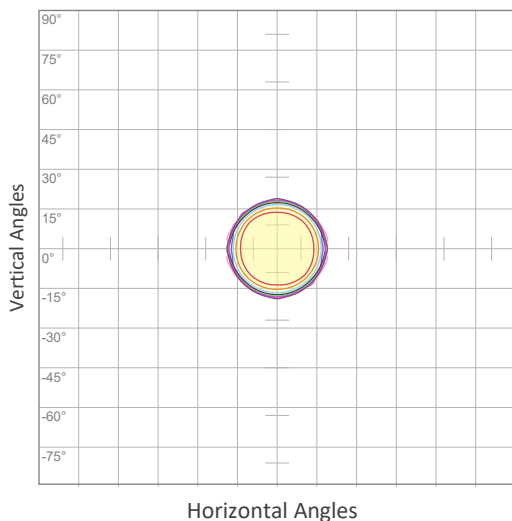
Distance	1m	2m	3m	4m	5m	6m	7m	8m	9m	10m
Lux	9704	2426	1078	606	388	270	198	152	120	97
Distance	11m	12m	13m	14m	15m	16m	17m	18m	19m	20m
Lux	80	67	57	50	43	38	34	30	27	24
Distance	3.3ft	6.6ft	9.8ft	13.1ft	16.4ft	19.7ft	23ft	26.2ft	29.5ft	32.8ft
FC	902	225	100	56	36	25	18	14	11	9
Distance	36.1ft	39.4ft	42.7ft	45.9ft	49.2ft	52.5ft	55.8ft	59.1ft	62.3ft	65.6ft
FC	7	6	5	5	4	4	3	3	2	2

# Photometric & Chromaticity Report

Ovation E-2 FC: 50% Zoom - 4000K - Calibration Off - Fan set to On



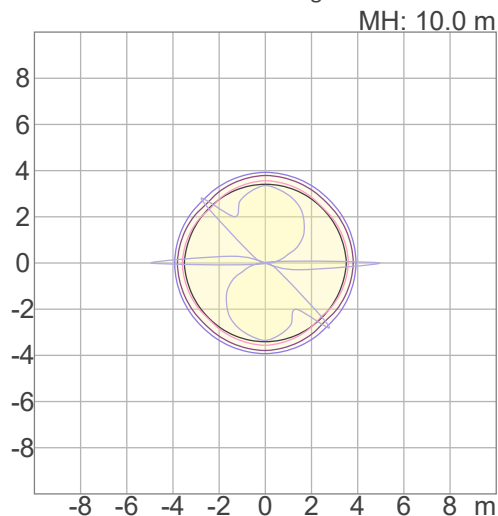
## ISO Diagrams



ISO Candela Diagram

10%	970 cd
20%	1941 cd
30%	2911 cd
40%	3882 cd
50%	4852 cd
60%	5822 cd
70%	6793 cd
80%	7763 cd
90%	8734 cd

**Conditions:**  
 Number of c-planes: 8  
 Candela at center: 9704 cd



ISO Lux Diagram

3%	2.91 lx
5%	4.85 lx
10%	9.70 lx
30%	29.1 lx
50%	48.5 lx

**Conditions:**  
 Number of c-planes: 8  
 Candela at center: 97.0 lx

Lux distribution on a surface when lamp is mounted at 10 meters from the surface.

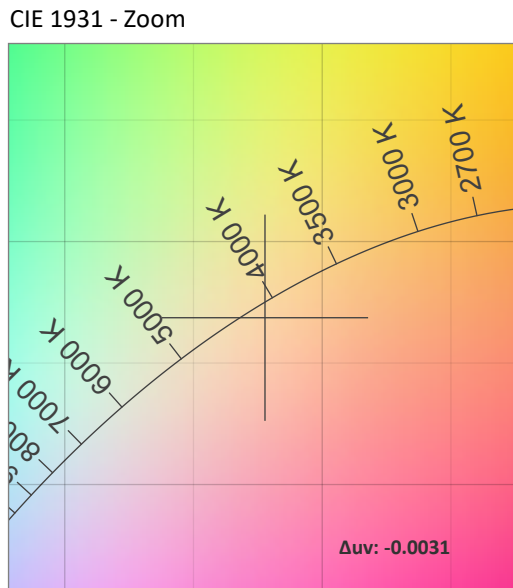
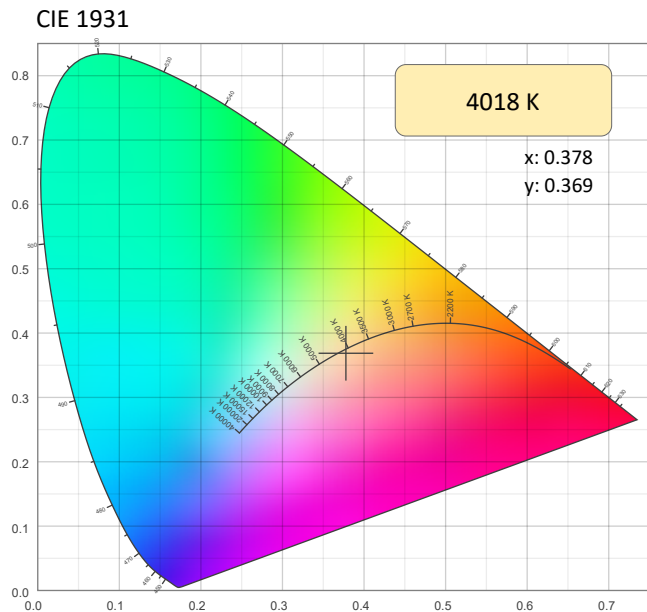
Mounting height: 10 meters / 33 feet



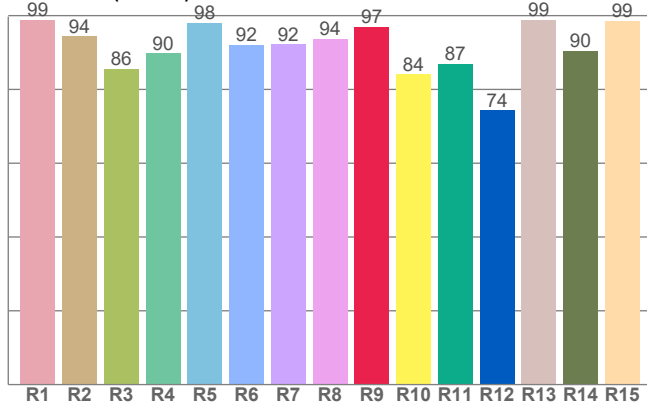
# Photometric & Chromaticity Report

Ovation E-2 FC: 50% Zoom - 4000K - Calibration Off - Fan set to On

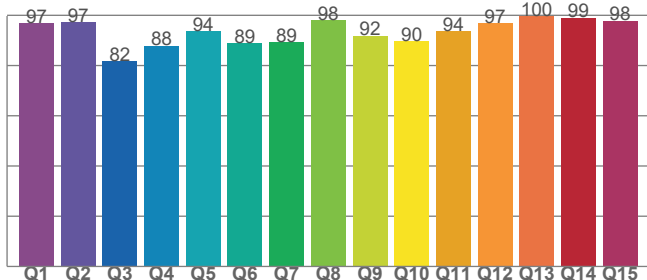
## Chromaticity



### CRI: 93.1 (R1-R8)



### CQS: 91.8



### Color Parameters

Color Temperature	Color Coordinate CIE 1931	Color Coordinate CIE 1931
CCT	x	y
4018 K	0.378	0.369

Color Deviation from Black Body Curve	Color Coordinate CIE 1964	Color Coordinate CIE 1964
Δuv	y	u
-0.0031	0.369	0.227

Color Rendering Index	Red Component	Color Quality Scale
CRI	CRI - R9	CQS
93.1	97.0	91.8

Television Lighting Consistency Index	Color Fidelity	Color Gamut
TLCI	TM30 - Rf	TM30 Rg
86	90.2	105.7

# Photometric & Chromaticity Report

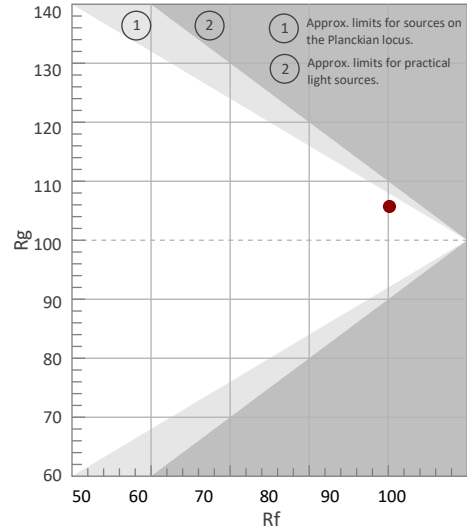
Ovation E-2 FC: 50% Zoom - 4000K - Calibration Off - Fan set to On

## TM-30 Details

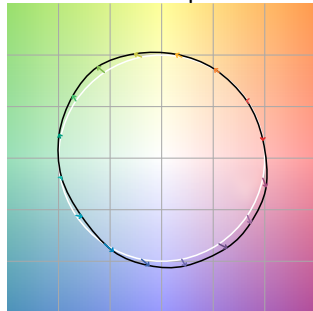
**Rf 90.2**  
Fidelity Index (Rg)

**Rg 105.7**  
Gammut Index (Rg)


Hue Bin	R <sub>f</sub>	Graphic shifts (%)	
		Chroma	Hue
1	95	0%	-2%
2	98	-1%	0%
3	90	0%	5%
4	90	1%	6%
5	88	4%	6%
6	88	8%	3%
7	92	5%	-2%
8	93	2%	-3%
9	95	-1%	-1%
10	90	-4%	4%
11	84	1%	11%
12	84	5%	8%
13	90	7%	2%
14	90	7%	4%
15	89	7%	-4%
16	87	5%	-7%



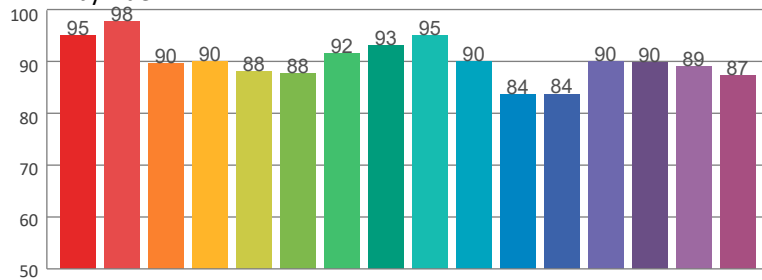
Color Vector Graphic



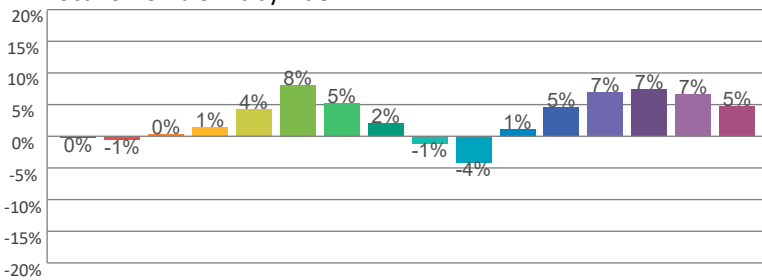
Color Distortion Graphic



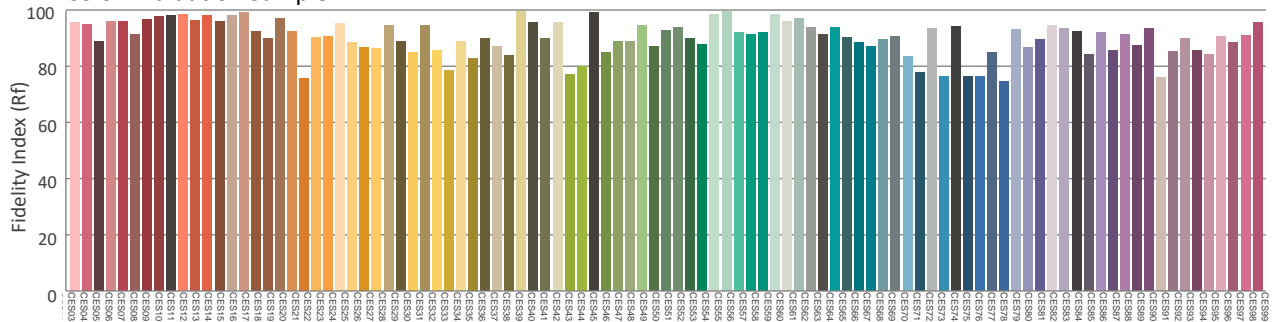
Rf by Hue



Local Chroma Shift by Hue



Color Evaluation Sample



# Photometric & Chromaticity Report

Ovation E-2 FC: 50% Zoom - 5600K - Calibration Off - Fan set to On

## Report Summary

### Measurements

Fixture Output: 3470 lm  
Fixture Peak: 10500 cd  
Fixture Efficacy: 22 lm/W  
Intensity @ 5m: 399 lux  
Color Temperature: 5630 K  
CRI: 92.6      CRI R9 Value: 97.7  
CQS: 90.6  
TLCI: 91  
TM-30 Rf: 89.5  
TM-30 Rg: 105.5  
Beam Angle (50%): 37.8°  
Field Angle (10%): 41.1°  
Cutoff Angle (3%): 42.2°

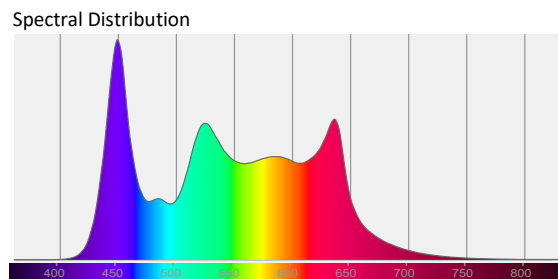
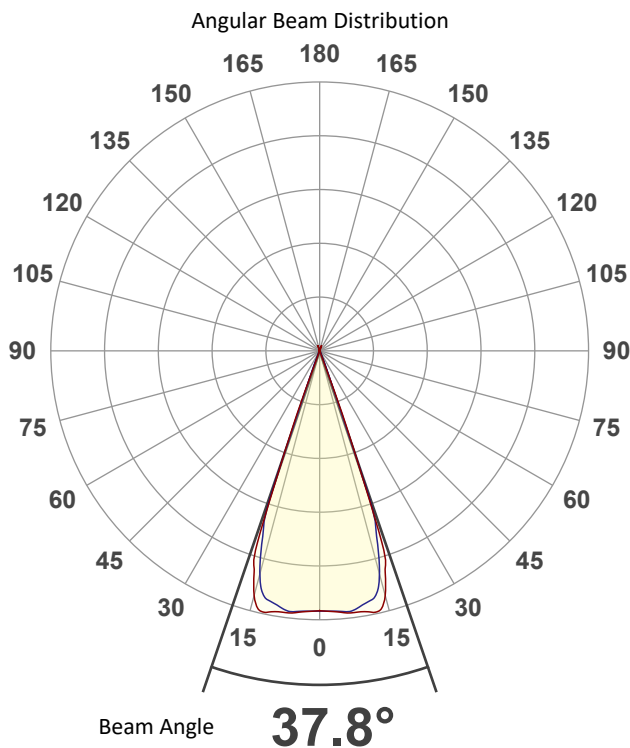
### Conditions

AC Supply: 118 V, 60.1 Hz  
Power: 155.26 W  
Current: 1.32 A  
Power Factor: 0.99



This data sheet conforms to American National Standard E1.9 – 2007 (R2017). All data was measured and calculated by a Viso Systems LabSpion Goniometer at the Chauvet PD Optics Laboratory in Sunrise, FL on 10/19/2022 to LM-63-2002 Standards.

## Overall Measurement



Tested Color (CIE 1931):

X: 0.330

Y: 0.332



Light Quality

CRI: 92.6

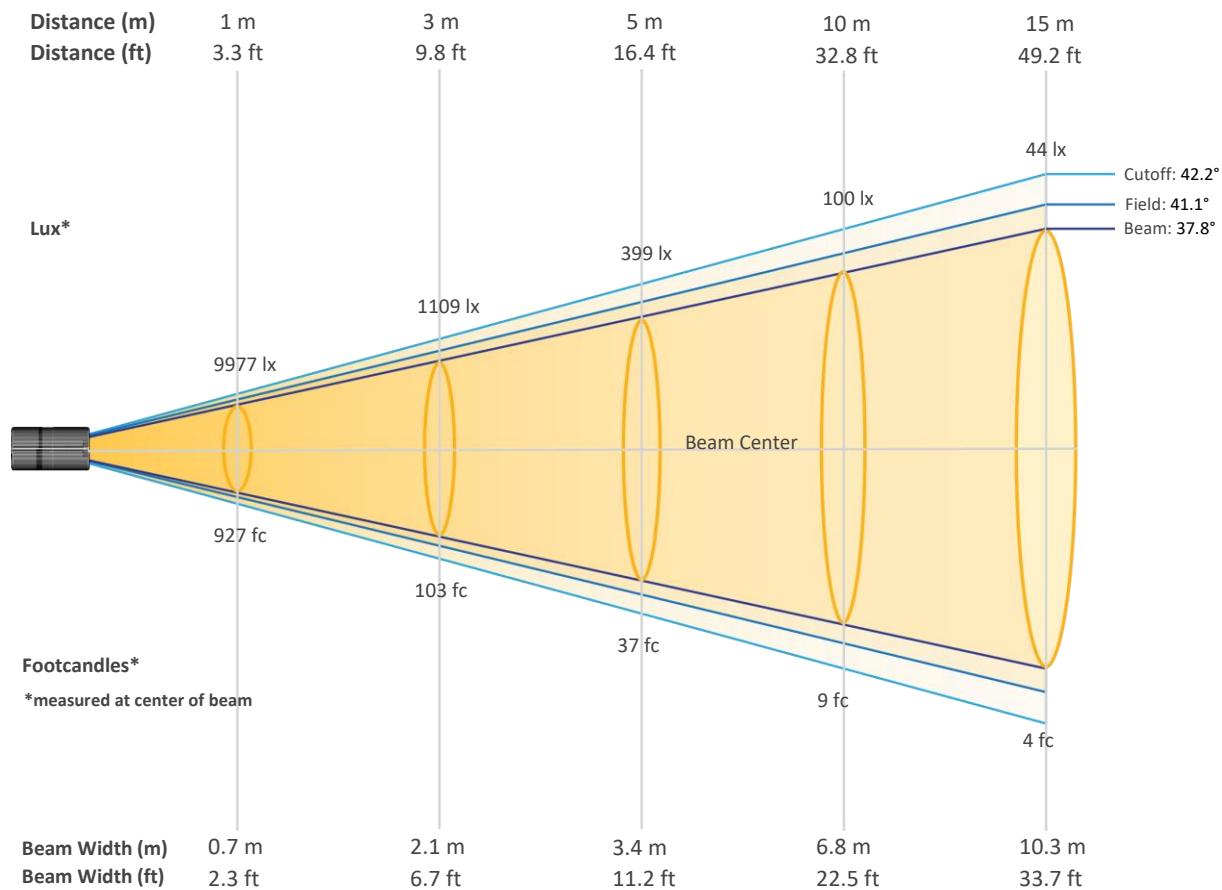
Color Temperature

5630 K

# Photometric & Chromaticity Report

Ovation E-2 FC: 50% Zoom - 5600K - Calibration Off - Fan set to On

## Beam Details

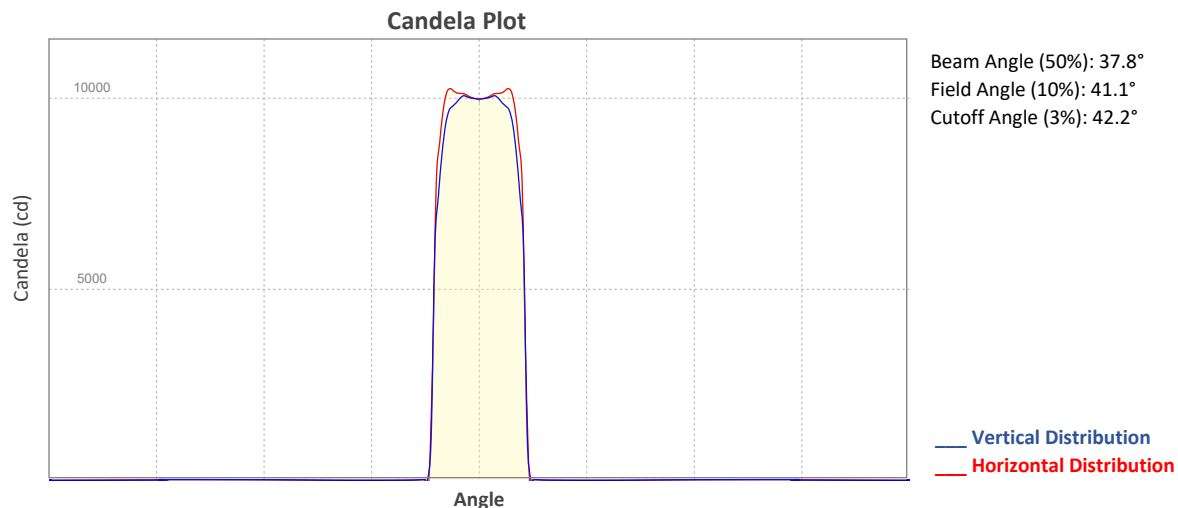


## Beam Intensities from 1-20m (3.3-65.6ft)

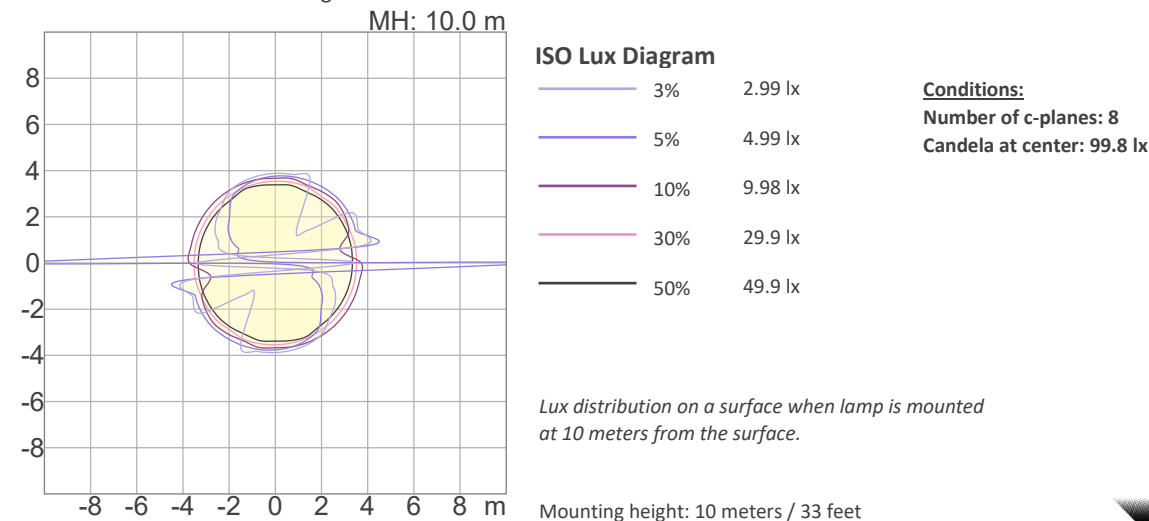
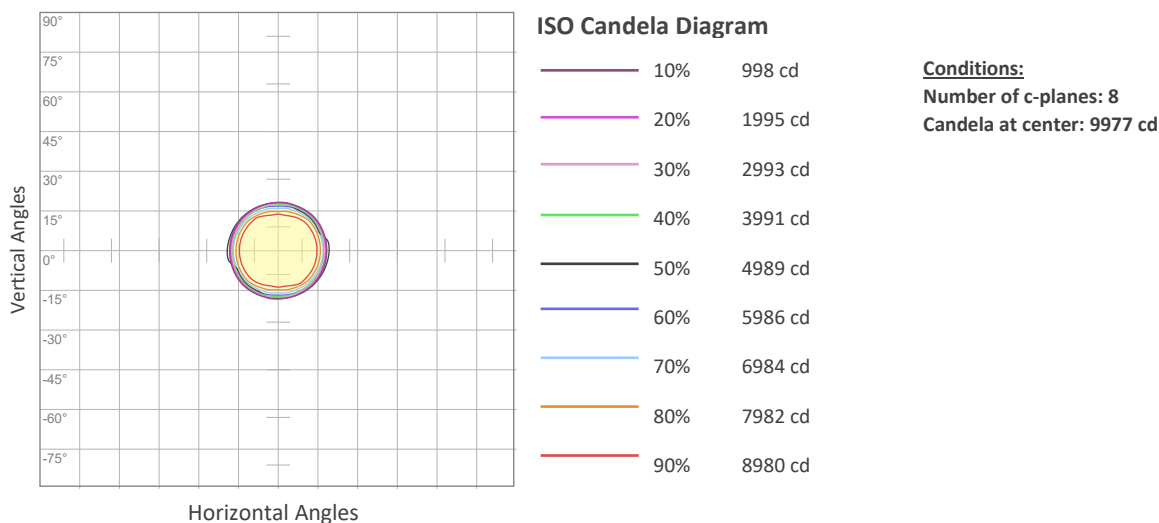
Distance	1m	2m	3m	4m	5m	6m	7m	8m	9m	10m
Lux	9977	2494	1109	624	399	277	204	156	123	100
Distance	11m	12m	13m	14m	15m	16m	17m	18m	19m	20m
Lux	82	69	59	51	44	39	35	31	28	25
Distance	3.3ft	6.6ft	9.8ft	13.1ft	16.4ft	19.7ft	23ft	26.2ft	29.5ft	32.8ft
FC	927	232	103	58	37	26	19	14	11	9
Distance	36.1ft	39.4ft	42.7ft	45.9ft	49.2ft	52.5ft	55.8ft	59.1ft	62.3ft	65.6ft
FC	8	6	5	5	4	4	3	3	3	2

# Photometric & Chromaticity Report

Ovation E-2 FC: 50% Zoom - 5600K - Calibration Off - Fan set to On



## ISO Diagrams

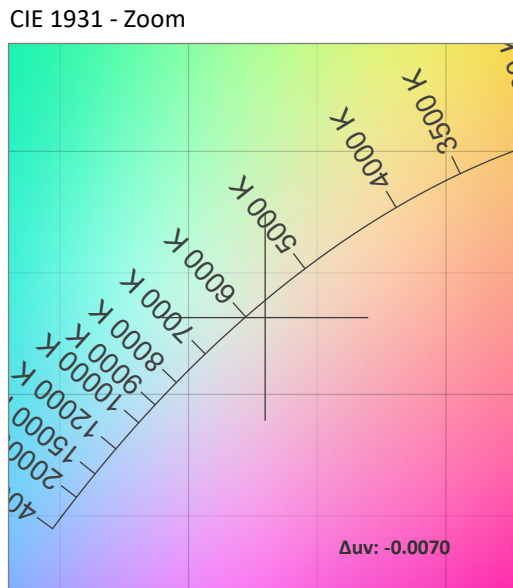
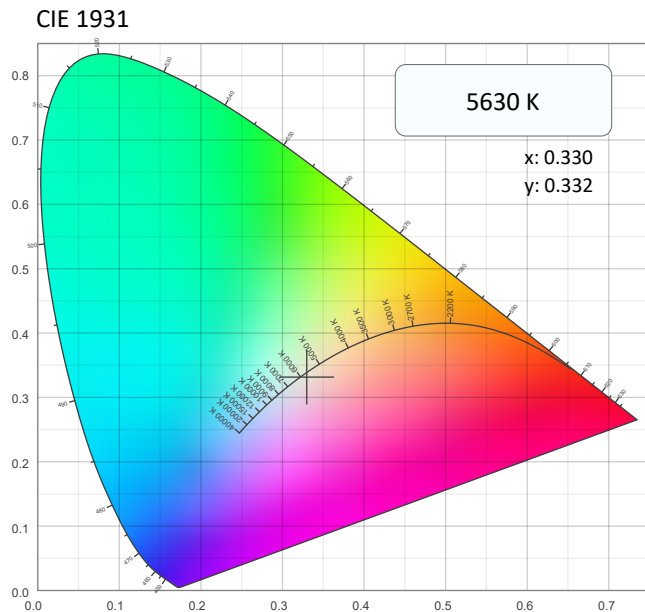




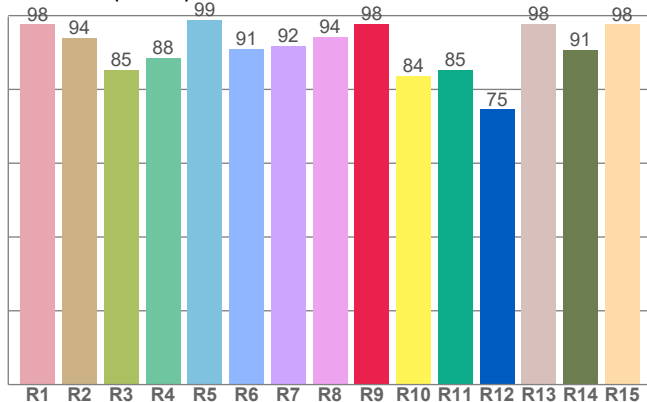
# Photometric & Chromaticity Report

Ovation E-2 FC: 50% Zoom - 5600K - Calibration Off - Fan set to On

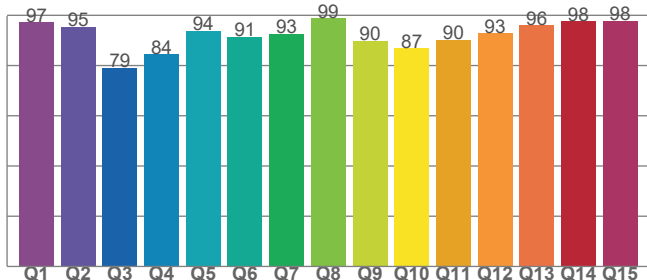
## Chromaticity



### CRI: 92.6 (R1-R8)



### CQS: 90.6



### Color Parameters

Color Temperature	Color Coordinate CIE 1931	Color Coordinate CIE 1931
CCT	x	y
5630 K	0.330	0.332

Color Deviation from Black Body Curve	Color Coordinate CIE 1964	Color Coordinate CIE 1964
Δuv	y	u
-0.0070	0.332	0.209

Color Rendering Index	Red Component	Color Quality Scale
CRI	CRI - R9	CQS
92.6	97.7	90.6

Television Lighting Consistency Index	Color Fidelity	Color Gamut
TLCI	TM30 - Rf	TM30 Rg
91	89.5	105.5

# Photometric & Chromaticity Report

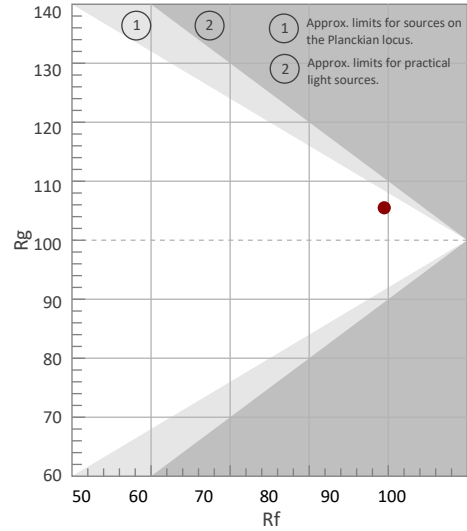
Ovation E-2 FC: 50% Zoom - 5600K - Calibration Off - Fan set to On

## TM-30 Details

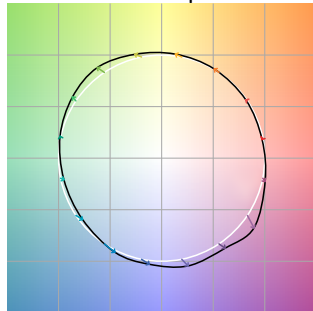
**Rf 89.5**  
Fidelity Index (Rg)

**Rg 105.5**  
Gammut Index (Rg)


Hue Bin	R <sub>f</sub>	Graphic shifts (%)	
		Chroma	Hue
1	95	-1%	-1%
2	96	-1%	2%
3	90	0%	6%
4	89	2%	7%
5	87	4%	6%
6	88	8%	3%
7	93	5%	-1%
8	95	1%	-2%
9	94	-3%	2%
10	87	-3%	7%
11	79	1%	13%
12	87	3%	8%
13	90	7%	5%
14	87	7%	3%
15	85	12%	-6%
16	94	3%	-3%



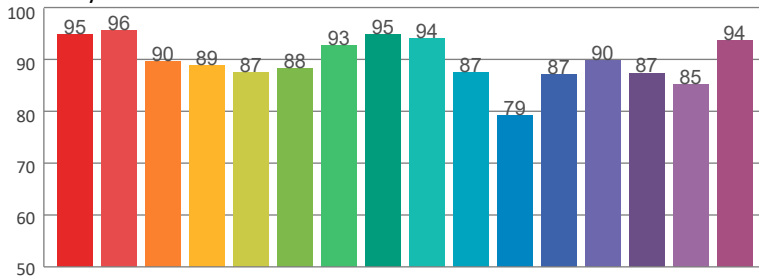
Color Vector Graphic



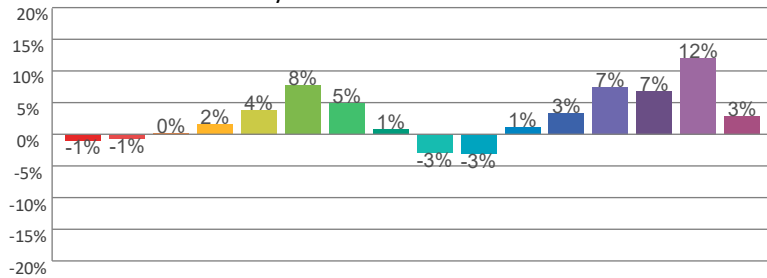
Color Distortion Graphic



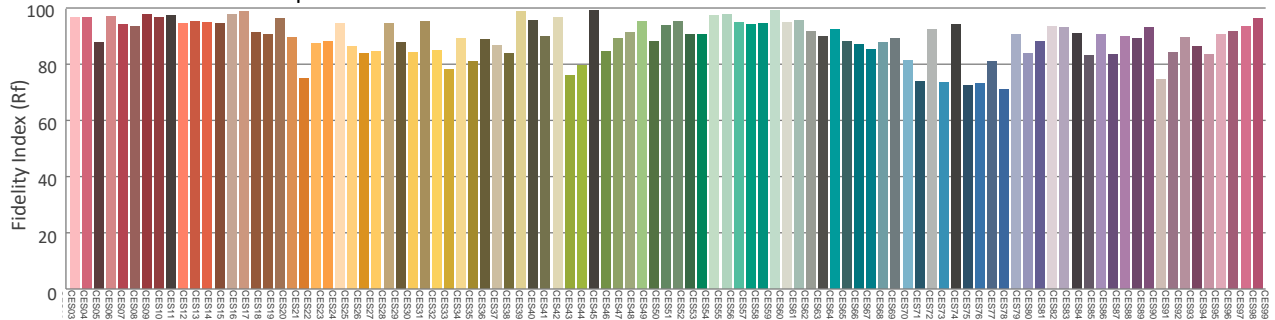
Rf by Hue



Local Chroma Shift by Hue



Color Evaluation Sample



## Contact Us

General Information	Technical Support
<b>Chauvet World Headquarters</b>	
3360 Davie Rd. Davie, FL 33314 Voice: (954) 577-4455 Fax: (954) 929-5560 Toll Free: (800) 762-1084	Voice: (844) 393-7575 Fax: (954) 756-8015 Email: <a href="mailto:chauvetcs@chauvetlighting.com">chauvetcs@chauvetlighting.com</a> Website: <a href="http://www.chauvetprofessional.com">www.chauvetprofessional.com</a>
<b>Chauvet U.K.</b>	
Unit 1C Brookhill Road Industrial Estate Pinxton, Nottingham, UK NG16 6NT Voice: +44 (0) 1773 511115 Fax: +44 (0) 1773 511110	Email: <a href="mailto:UKtech@chauvetlighting.eu">UKtech@chauvetlighting.eu</a> Website: <a href="http://www.chauvetprofessional.eu">www.chauvetprofessional.eu</a>
<b>Chauvet Benelux</b>	
Stokstraat 18 9770 Kruishoutem, Belgium Voice: +32 (9) 388 93 97	Email: <a href="mailto:BNLtech@chauvetlighting.eu">BNLtech@chauvetlighting.eu</a> Website: <a href="http://www.chauvetprofessional.eu">www.chauvetprofessional.eu</a>
<b>Chauvet France</b>	
3, Rue Ampère 91380 Chilly-Mazarin, France Voice: +33 1 78 85 33 59	Email: <a href="mailto:FRtech@chauvetlighting.fr">FRtech@chauvetlighting.fr</a> Website: <a href="http://www.chauvetprofessional.eu">www.chauvetprofessional.eu</a>
<b>Chauvet Germany</b>	
Bruno-Bürgel-Str. 11 28759 Bremen, Germany Voice: +49 421 62 60 20	Email: <a href="mailto:DEtech@chauvetlighting.de">DEtech@chauvetlighting.de</a> Website: <a href="http://www.chauvetprofessional.eu">www.chauvetprofessional.eu</a>
<b>Chauvet Mexico</b>	
Av. de las Partidas 34 - 3B (Entrance by Calle 2) Zona Industrial Lerma Lerma, Edo. de México, CP 52000 Voice: +52 (728) 690-2010	Email: <a href="mailto:servicio@chauvetlighting.de">servicio@chauvetlighting.de</a> Website: <a href="http://www.chauvetprofessional.eu">www.chauvetprofessional.eu</a>

Visit the applicable website above to verify our contact information and instructions to request support. Outside the U.S., U.K., Ireland, Benelux, France, Germany, or Mexico, contact the dealer of the record.