

PHOTOMETRICS REPORT

ROGUE



Table of Contents

Introduction	1
Testing Process	1
Total Illuminance Measurements.....	1
Testing Lab Equipment and Process.....	1
Photometrics & Chromaticity Reports	2
Full Flood - Full Power - Fan set to Full	3
Report Summary.....	3
Overall Measurement.....	3
Beam Details.....	4
ISO Diagrams.....	5
Chromaticity.....	6
TM-30 Details.....	7
Full Flood - Full Power - Fan set to Auto	8
Report Summary.....	8
Overall Measurement.....	8
Beam Details.....	9
ISO Diagrams.....	10
Chromaticity.....	11
TM-30 Details.....	12
Full Flood - Full Power - Fan set to Eco	13
Report Summary.....	13
Overall Measurement.....	13
Beam Details.....	14
ISO Diagrams.....	15
Chromaticity.....	16
TM-30 Details.....	17
Full Spot - Full Power - Fan set to Full	18
Report Summary.....	18
Overall Measurement.....	18
Beam Details.....	19
ISO Diagrams.....	20
Chromaticity.....	21
TM-30 Details.....	22
Full Spot - Full Power - Fan set to Auto	23
Report Summary.....	23

Overall Measurement.....	23
Beam Details.....	24
ISO Diagrams	25
Chromaticity.....	26
TM-30 Details	27
Full Spot - Full Power - Fan set to Eco.....	28
Report Summary.....	28
Overall Measurement.....	28
Beam Details.....	29
ISO Diagrams	30
Chromaticity.....	31
TM-30 Details	32
Full Spot - Full Power - Fan set to Full.....	33
Report Summary.....	33
Overall Measurement.....	33
Beam Details.....	34
ISO Diagrams	35
Chromaticity.....	36
TM-30 Details	37
50% Zoom - Full Power - Fan set to Full	38
Report Summary.....	38
Overall Measurement.....	38
Beam Details.....	39
ISO Diagrams	40
Chromaticity.....	41
TM-30 Details	42
50% Zoom - Full Power - Fan set to Auto	43
Report Summary.....	43
Overall Measurement.....	43
Beam Details.....	44
ISO Diagrams	45
Chromaticity.....	46
TM-30 Details	47
50% Zoom - Full Power - Fan set to Eco	48
Report Summary.....	48
Overall Measurement.....	48
Beam Details.....	49

ISO Diagrams	50
Chromaticity.....	51
TM-30 Details	52
50% Zoom - Full Power-Stable - Fan set to Auto.....	53
Report Summary.....	53
Overall Measurement.....	53
Beam Details.....	54
ISO Diagrams	55
Chromaticity.....	56
TM-30 Details	57
Contact Us.....	58

Testing Process

Total Illuminance Measurements

Illuminance is measured using the Viso Systems LabSpion[®], which takes multiple measurements across a light beam to calculate the total delivered lumens, beam, and field of a product. These values can be described as the empirical output of the product as it projects from the lens or lenses. All photometric data contained in this report are obtained from the actual illuminance of the tested Chauvet light source and are never theoretical values derived from calculations.

Testing Lab Equipment and Process

The Chauvet headquarters in Sunrise, Florida has a climate- and light-controlled photometric testing laboratory where Chauvet products are analyzed and photometric data are measured using the Viso Systems LabSpion[®] light measurement solution.

This system includes a spectrometer sensor, which measures the precise light and color output of the fixture, and a two-axis goniometer, which rotates the product to allow for multi-angle and multi-directional measurement. The Viso Light Inspector software then collects and summarizes the data. From the data gathered, the software can also measure the beam and field angles, accurate color temperature, color quality, and illuminance at multiple distances. The custom-built, Chauvet-specific template presents this information in the photometric and chromaticity reports that follow.

IES (Illuminating Engineering Society) files, an industry-standard file format, are also generated from each test for easy distribution of photometric data.

Several light meters are also used for specific products or to recheck for precision. Accuracy is verified using one or more of the devices listed below:

- Sekonic SpectroMaster C-700-U
- EXTECH HD450 Datalogging Heavy Duty Light Meter
- Asensetek Essence Lighting Passport

To ensure accurate measurements in every photometric or chromaticity test, Chauvet routinely calibrates the LabSpion[®] system every six months as recommended by Viso Systems.



Photometrics & Chromaticity Reports

Photometric & Chromaticity Report

Rogue Outcast 3 Spot: Full Flood - Full Power - Fan set to Full

Report Summary

Measurements

Fixture Output: 14989 lm
Fixture Peak: 53861 cd
Fixture Efficacy: 34 lm/W
Intensity @ 5m: 2154 lux
Color Temperature: 7260 K
CRI: 69.9 CRI R9 Value: -27.3
CQS: 69.2
TLCI: 47
TM-30 Rf: 69.9
TM-30 Rg: 95.2
Beam Angle (50%): 33.7°
Field Angle (10%): 38°
Cutoff Angle (3%): 38.7°

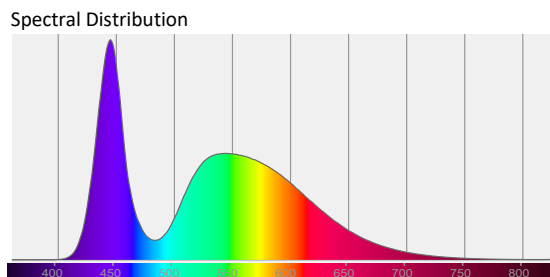
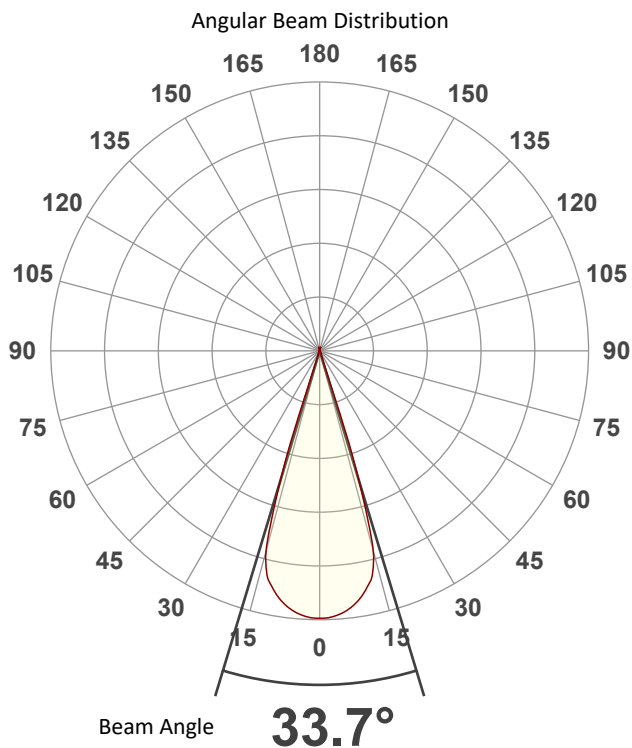


Conditions

AC Supply: 116 V, 60 Hz
Power: 439.91 W
Current: 3.78 A
Power Factor: 1.0

This data sheet conforms to American National Standard E1.9 – 2007 (R2017). All data was measured and calculated by a Viso Systems LabSpion Goniometer at the Chauvet PD Optics Laboratory in Sunrise, FL on 9/28/2022 to LM-63-2002 Standards.


Overall Measurement



Tested Color (CIE 1931):

X: 0.303

Y: 0.316



Light Quality

CRI: 69.9

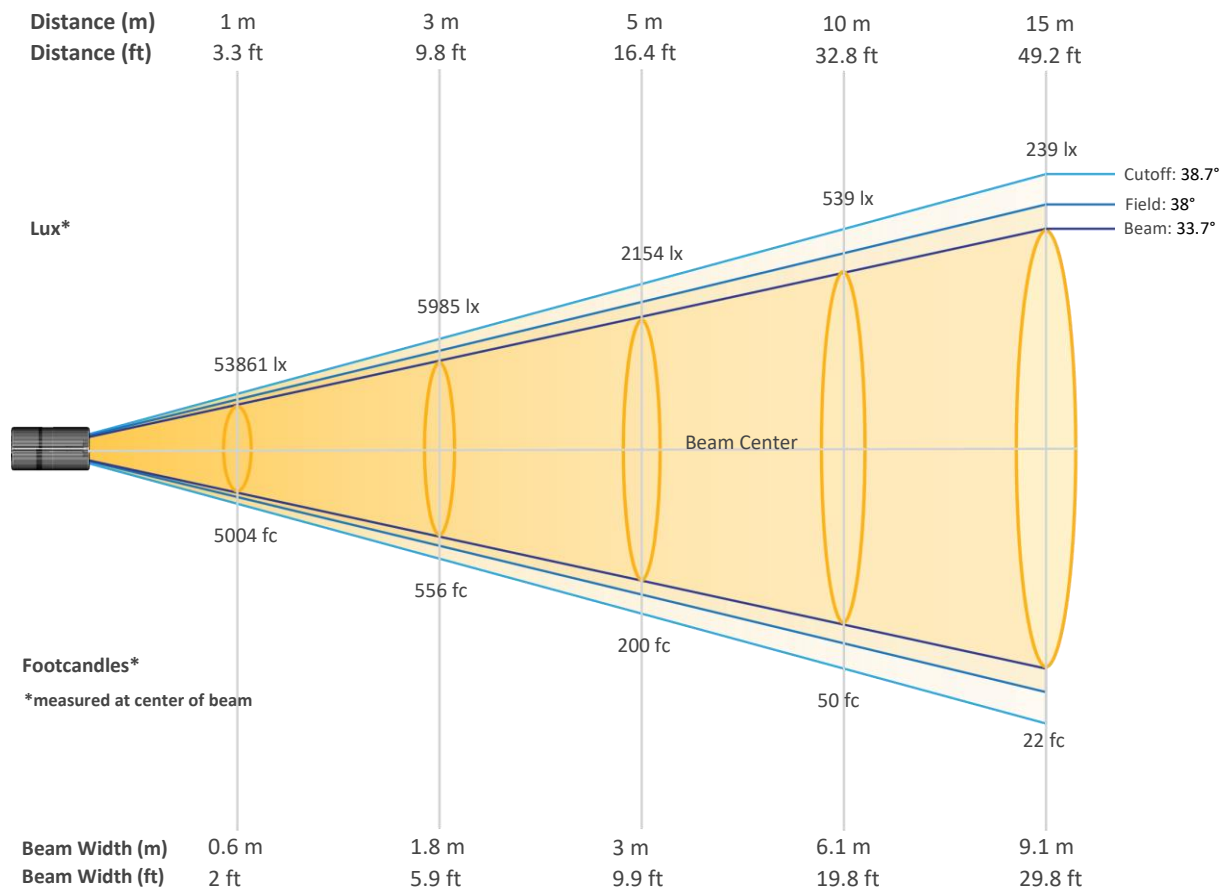
Color Temperature

7260 K

Photometric & Chromaticity Report

Rogue Outcast 3 Spot: Full Flood - Full Power - Fan set to Full

Beam Details

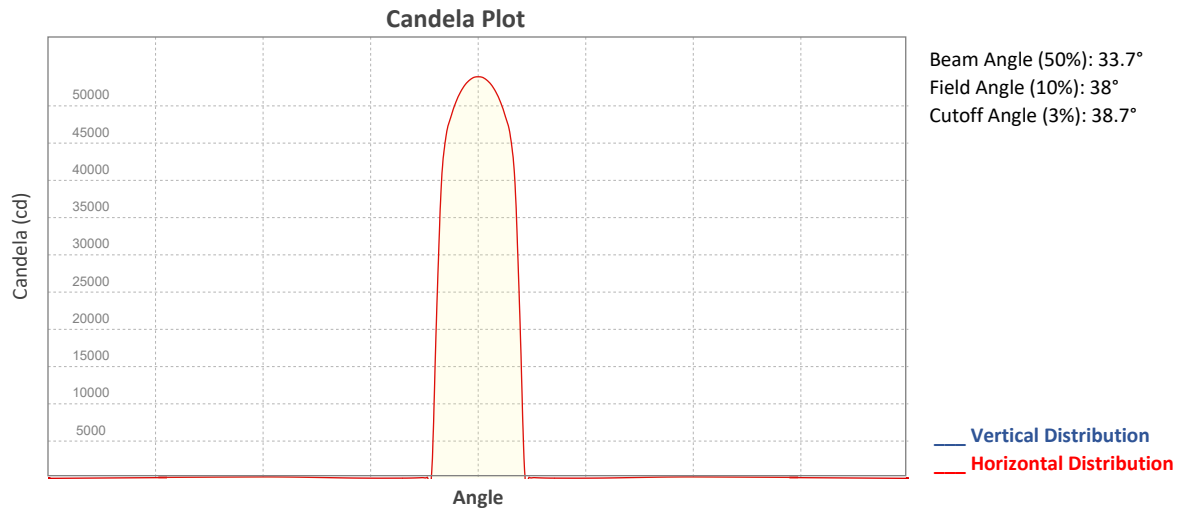


Beam Intensities from 1-20m (3.3-65.6ft)

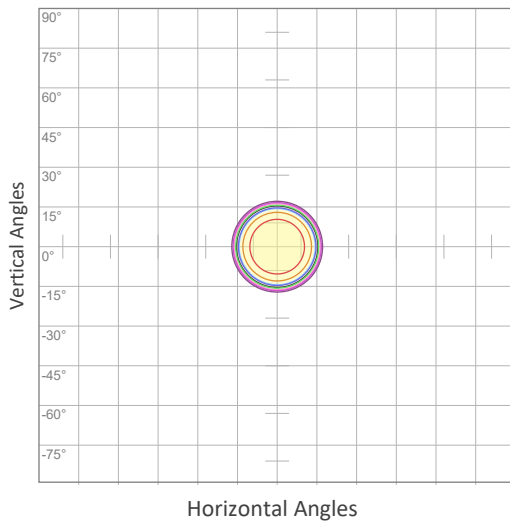
Distance	1m	2m	3m	4m	5m	6m	7m	8m	9m	10m
Lux	53861	13465	5985	3366	2154	1496	1099	842	665	539
Distance	11m	12m	13m	14m	15m	16m	17m	18m	19m	20m
Lux	445	374	319	275	239	210	186	166	149	135
Distance	3.3ft	6.6ft	9.8ft	13.1ft	16.4ft	19.7ft	23ft	26.2ft	29.5ft	32.8ft
FC	5004	1251	556	313	200	139	102	78	62	50
Distance	36.1ft	39.4ft	42.7ft	45.9ft	49.2ft	52.5ft	55.8ft	59.1ft	62.3ft	65.6ft
FC	41	35	30	26	22	20	17	15	14	13

Photometric & Chromaticity Report

Rogue Outcast 3 Spot: Full Flood - Full Power - Fan set to Full



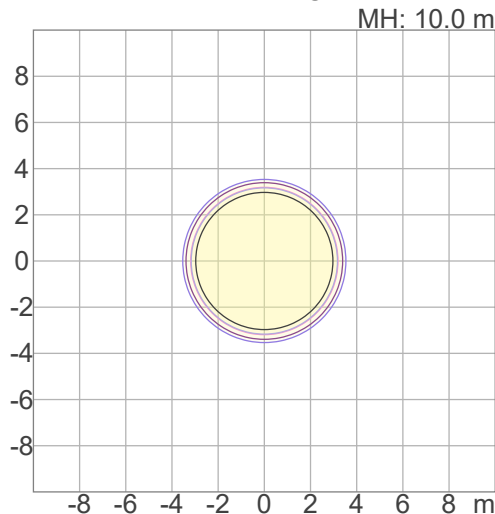
ISO Diagrams



ISO Candela Diagram

10%	5386 cd
20%	10772 cd
30%	16158 cd
40%	21544 cd
50%	26930 cd
60%	32316 cd
70%	37703 cd
80%	43089 cd
90%	48475 cd

Conditions:
 Number of c-planes: 2
 Candela at center: 53861 cd



ISO Lux Diagram

3%	16.2 lx
5%	26.9 lx
10%	53.9 lx
30%	162 lx
50%	269 lx

Conditions:
 Number of c-planes: 2
 Candela at center: 539 lx

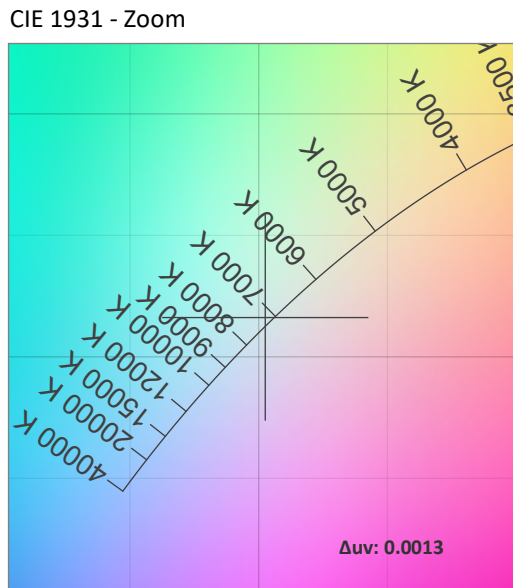
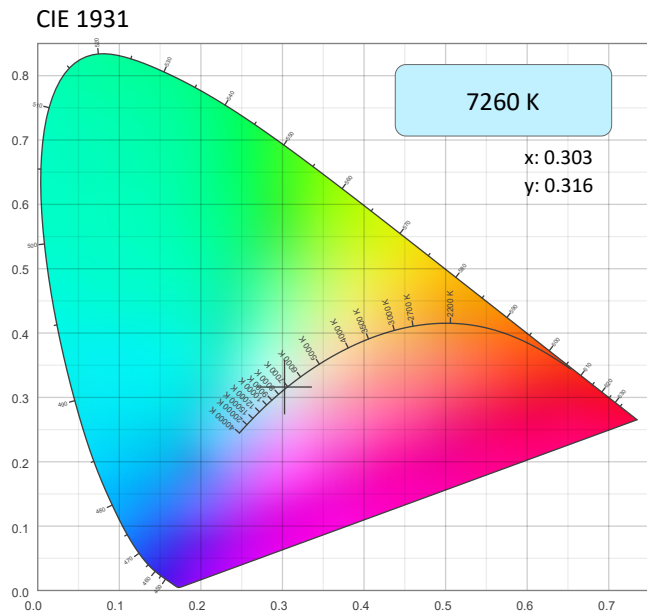
Lux distribution on a surface when lamp is mounted at 10 meters from the surface.

Mounting height: 10 meters / 33 feet

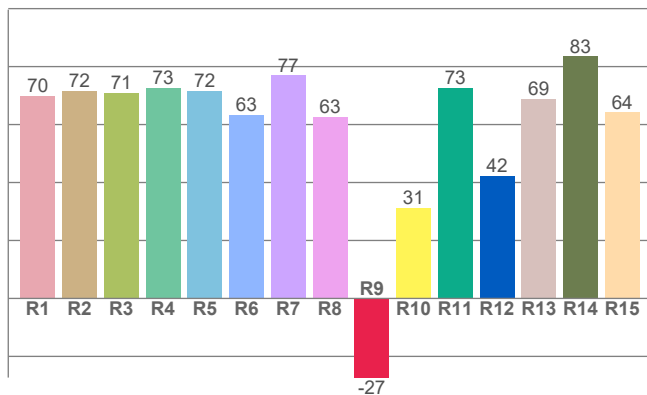
Photometric & Chromaticity Report

Rogue Outcast 3 Spot: Full Flood - Full Power - Fan set to Full

Chromaticity



CRI: 69.9 (R1-R8)

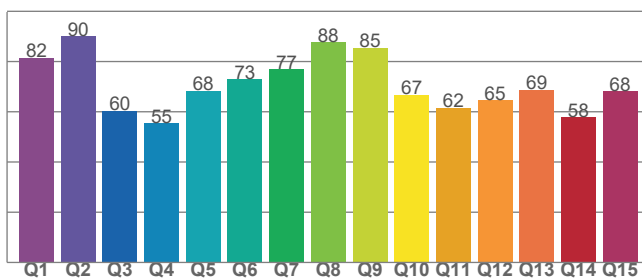


Color Parameters

Color Temperature	Color Coordinate CIE 1931	Color Coordinate CIE 1931
CCT	x	y
7260 K	0.303	0.316

Color Deviation from Black Body Curve	Color Coordinate CIE 1964	Color Coordinate CIE 1964
Δuv	y	u
0.0013	0.316	0.196

CQS: 69.2



Color Rendering Index	Red Component	Color Quality Scale
CRI	CRI - R9	CQS
69.9	-27.3	69.2

Television Lighting Consistency Index	Color Fidelity	Color Gamut
TLCI	TM30 - Rf	TM30 Rg
47	69.9	95.2

Photometric & Chromaticity Report

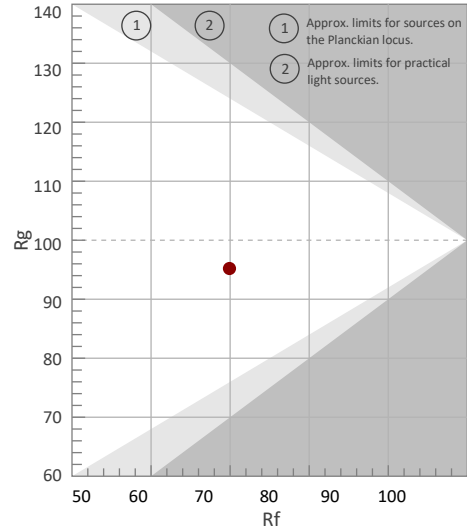
Rogue Outcast 3 Spot: Full Flood - Full Power - Fan set to Full

TM-30 Details

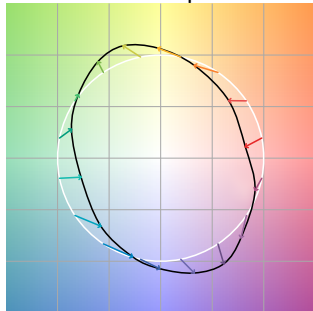
Rf 69.9
Fidelity Index (Rg)

Rg 95.2
Gammut Index (Rg)


Hue Bin	R _f	Graphic shifts (%)	
		Chroma	Hue
1	68	-17%	-5%
2	70	-14%	10%
3	63	-7%	23%
4	62	4%	23%
5	69	14%	14%
6	81	12%	-1%
7	90	1%	-7%
8	76	-10%	-11%
9	76	-21%	3%
10	62	-15%	23%
11	39	-5%	30%
12	66	5%	20%
13	78	16%	10%
14	77	19%	-6%
15	72	8%	-21%
16	76	-4%	-13%



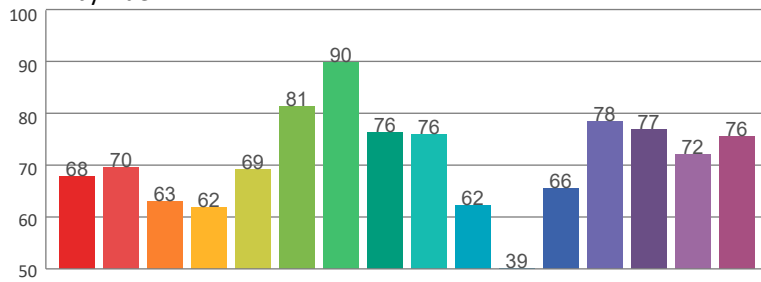
Color Vector Graphic



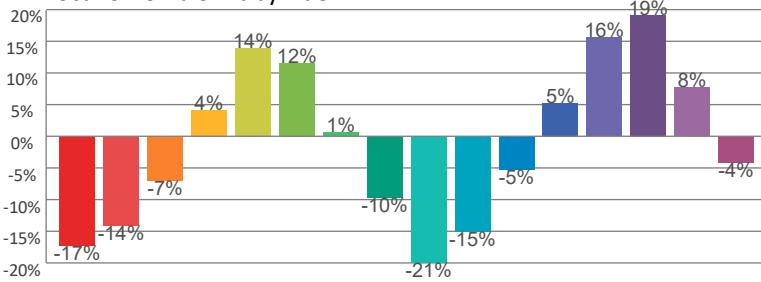
Color Distortion Graphic



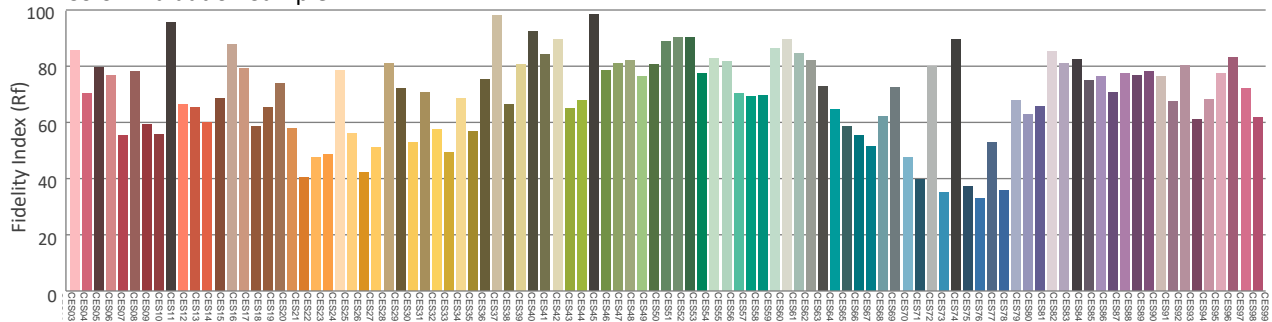
R_f by Hue



Local Chroma Shift by Hue



Color Evaluation Sample



Photometric & Chromaticity Report

Rogue Outcast 3 Spot: Full Flood - Full Power - Fan set to Auto

Report Summary

Measurements

Fixture Output: 14857 lm
Fixture Peak: 53320 cd
Fixture Efficacy: 34 lm/W
Intensity @ 5m: 2133 lux
Color Temperature: 7255 K
CRI: 70.1 CRI R9 Value: -27.1
CQS: 69.3
TLCI: 48
TM-30 Rf: 70.1
TM-30 Rg: 95.1
Beam Angle (50%): 33.7°
Field Angle (10%): 37.9°
Cutoff Angle (3%): 38.6°

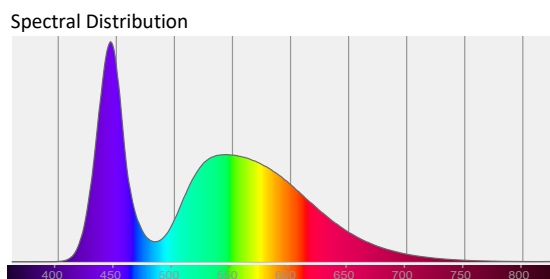
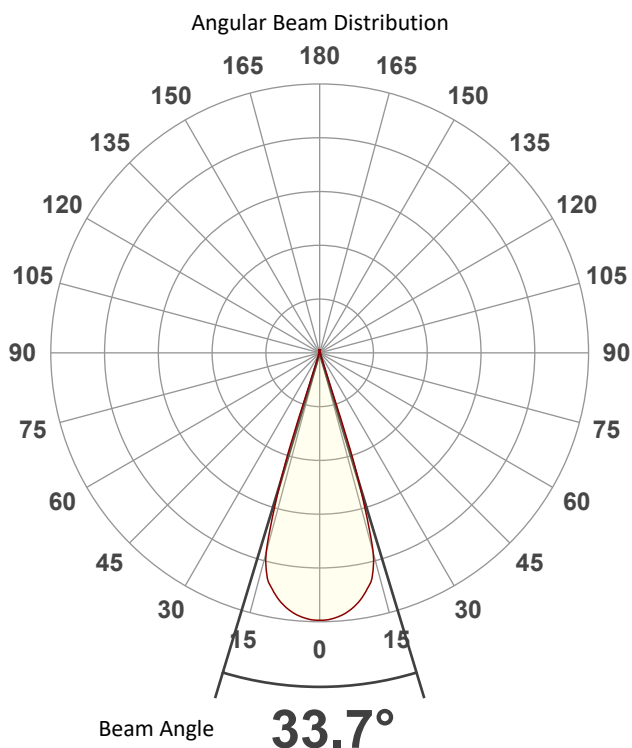


Conditions

AC Supply: 117 V, 60 Hz
Power: 440.54 W
Current: 3.77 A
Power Factor: 1.0

This data sheet conforms to American National Standard E1.9 – 2007 (R2017). All data was measured and calculated by a Viso Systems LabSpion Goniometer at the Chauvet PD Optics Laboratory in Sunrise, FL on 9/28/2022 to LM-63-2002 Standards.


Overall Measurement



Tested Color (CIE 1931):

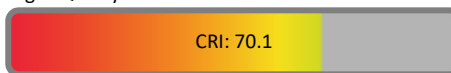
X: 0.303

Y: 0.316



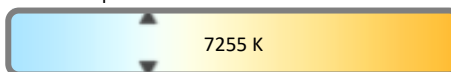
Light Quality

CRI: 70.1



Color Temperature

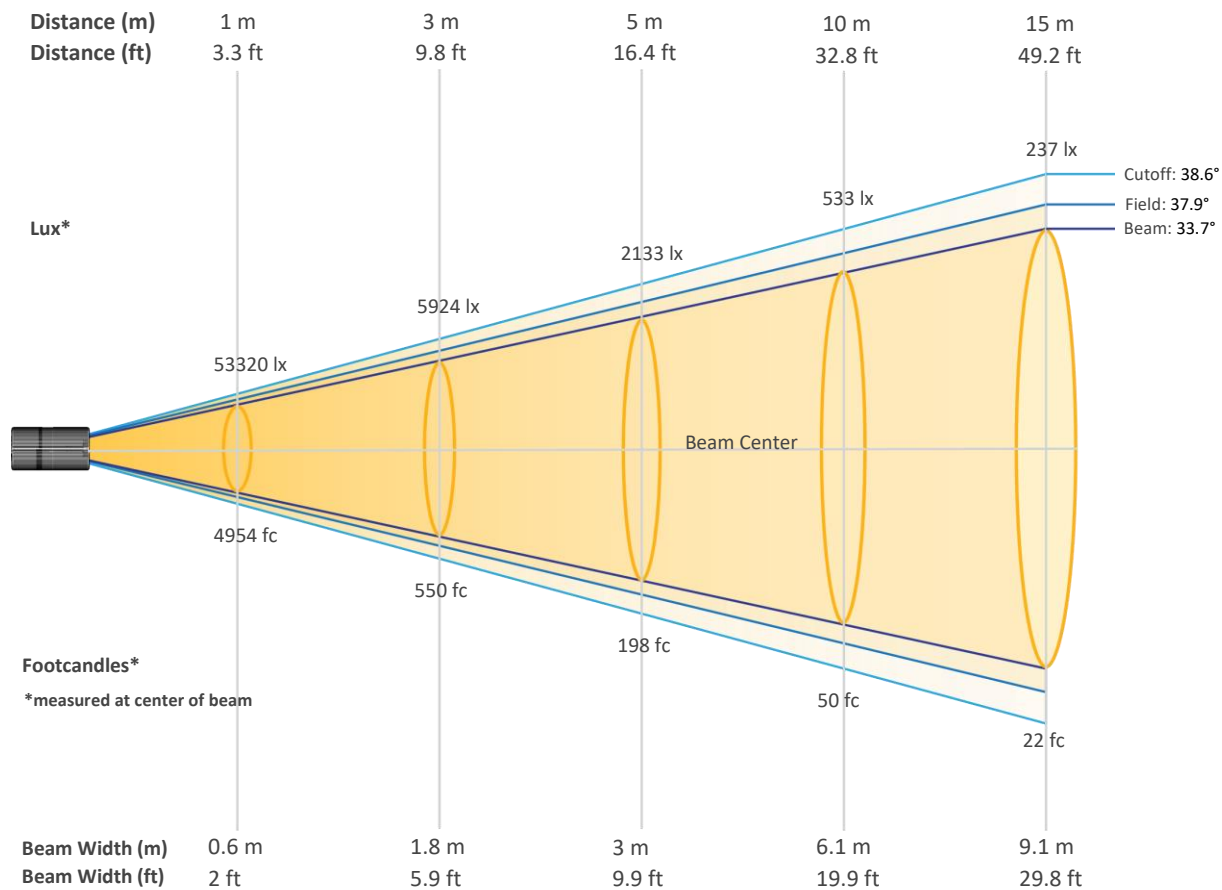
7255 K



Photometric & Chromaticity Report

Rogue Outcast 3 Spot: Full Flood - Full Power - Fan set to Auto

Beam Details

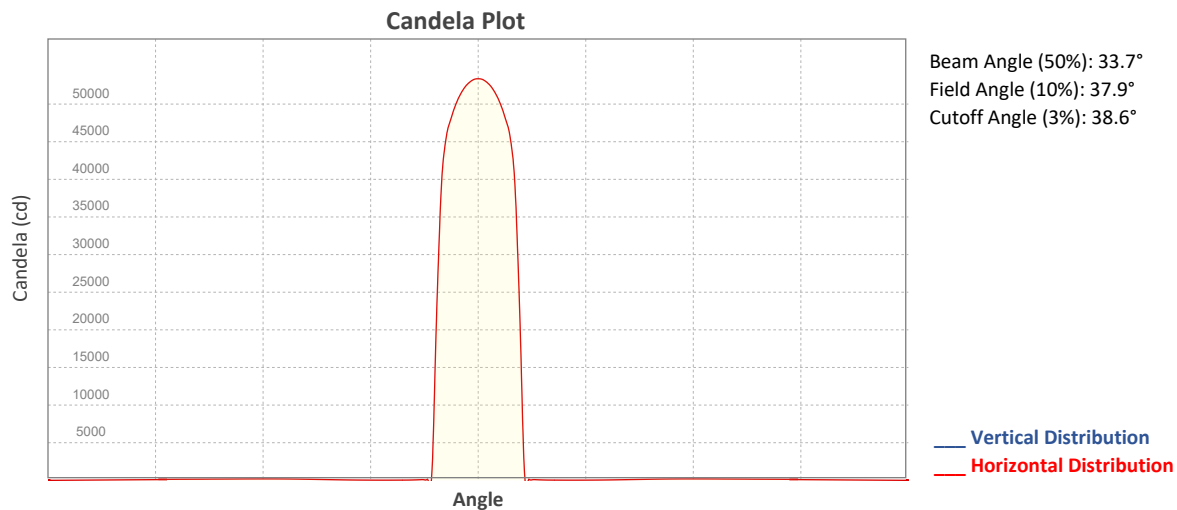


Beam Intensities from 1-20m (3.3-65.6ft)

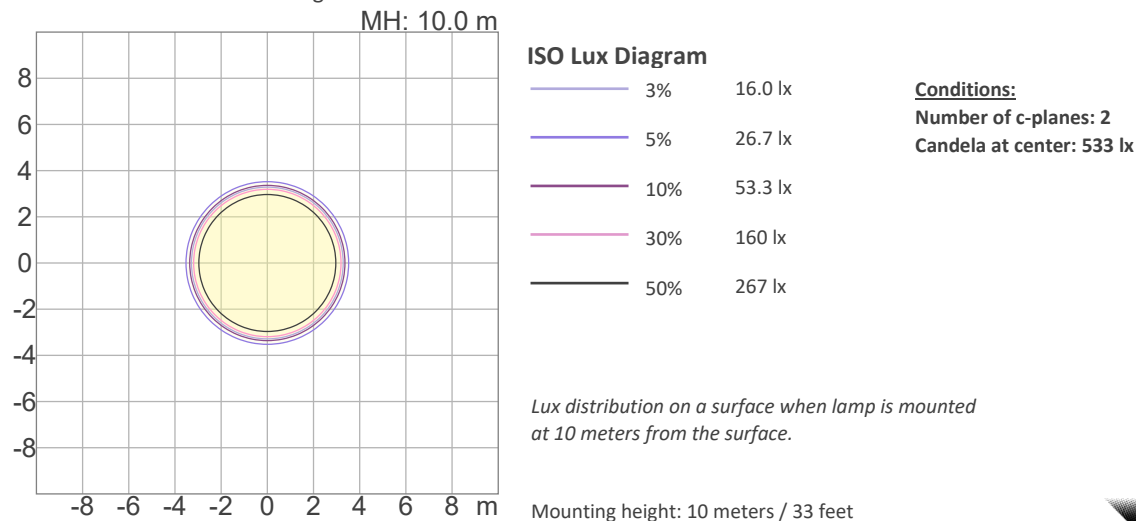
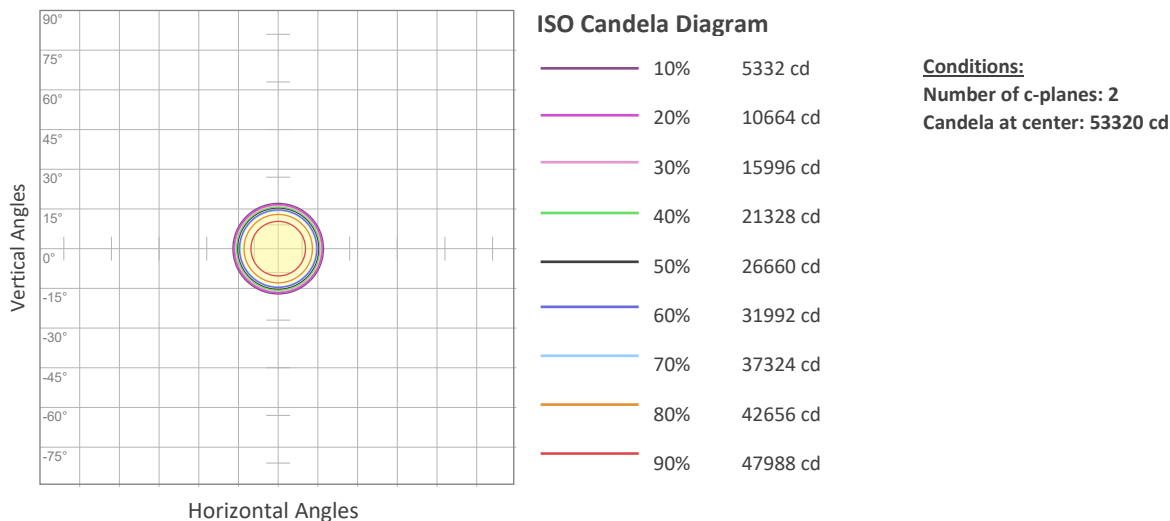
Distance	1m	2m	3m	4m	5m	6m	7m	8m	9m	10m
Lux	53320	13330	5924	3332	2133	1481	1088	833	658	533
Distance	11m	12m	13m	14m	15m	16m	17m	18m	19m	20m
Lux	441	370	316	272	237	208	184	165	148	133
Distance	3.3ft	6.6ft	9.8ft	13.1ft	16.4ft	19.7ft	23ft	26.2ft	29.5ft	32.8ft
FC	4954	1238	550	310	198	138	101	77	61	50
Distance	36.1ft	39.4ft	42.7ft	45.9ft	49.2ft	52.5ft	55.8ft	59.1ft	62.3ft	65.6ft
FC	41	34	29	25	22	19	17	15	14	12

Photometric & Chromaticity Report

Rogue Outcast 3 Spot: Full Flood - Full Power - Fan set to Auto



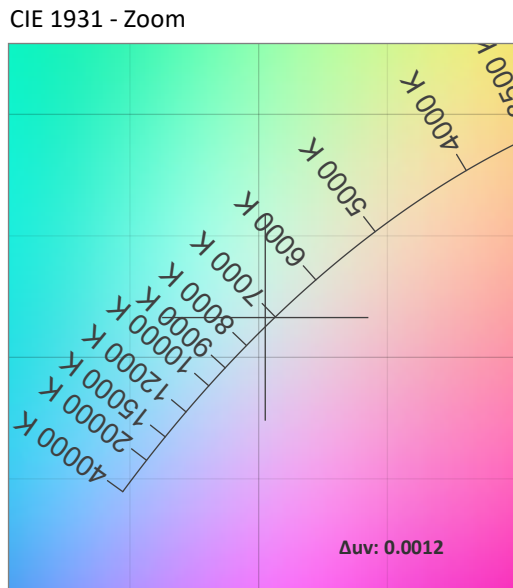
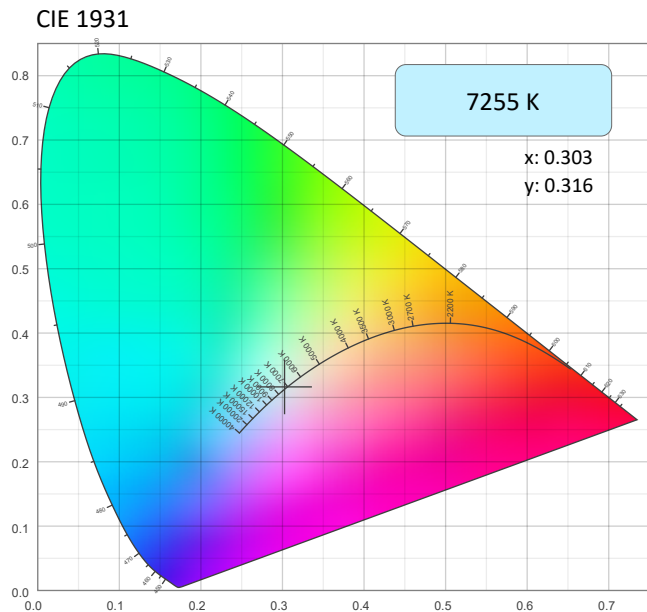
ISO Diagrams



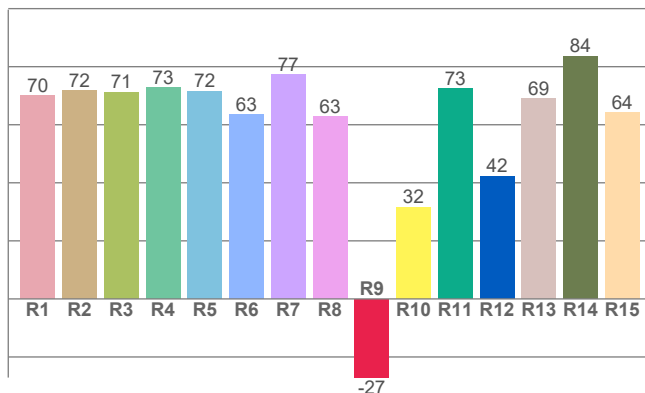
Photometric & Chromaticity Report

Rogue Outcast 3 Spot: Full Flood - Full Power - Fan set to Auto

Chromaticity



CRI: 70.1 (R1-R8)

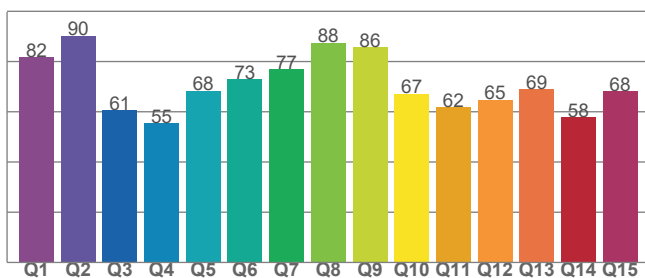


Color Parameters

Color Temperature	Color Coordinate CIE 1931	Color Coordinate CIE 1931
CCT	x	y
7255 K	0.303	0.316

Color Deviation from Black Body Curve	Color Coordinate CIE 1964	Color Coordinate CIE 1964
Δuv	y	u
0.0012	0.316	0.195

CQS: 69.3



Color Rendering Index	Red Component	Color Quality Scale
CRI	CRI - R9	CQS
70.1	-27.1	69.3

Television Lighting Consistency Index	Color Fidelity	Color Gamut
TLCI	TM30 - Rf	TM30 Rg
48	70.1	95.1

Photometric & Chromaticity Report

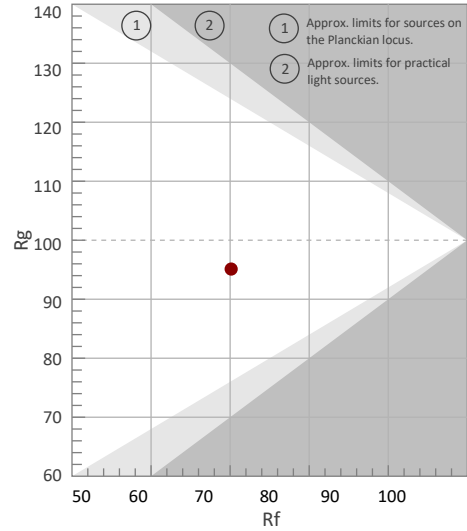
Rogue Outcast 3 Spot: Full Flood - Full Power - Fan set to Auto

TM-30 Details

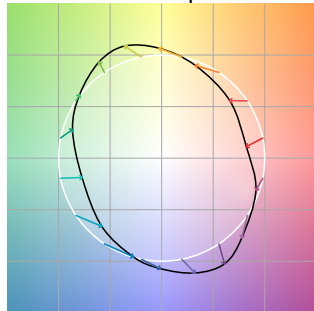
Rf 70.1
Fidelity Index (Rg)

Rg 95.1
Gammut Index (Rg)

Hue Bin	R _f	Graphic shifts (%)	
		Chroma	Hue
1	68	-17%	-5%
2	70	-14%	10%
3	63	-7%	23%
4	62	4%	23%
5	70	14%	14%
6	82	11%	-1%
7	90	0%	-7%
8	76	-10%	-10%
9	76	-21%	3%
10	62	-15%	23%
11	39	-5%	30%
12	66	5%	20%
13	79	16%	10%
14	77	19%	-6%
15	72	8%	-21%
16	76	-4%	-13%



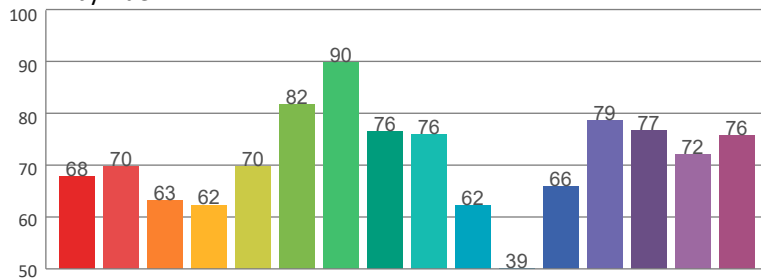
Color Vector Graphic



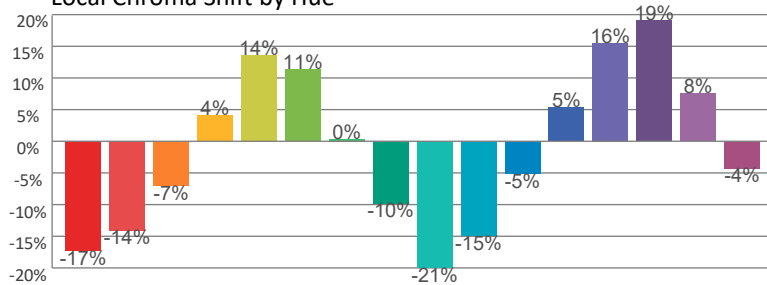
Color Distortion Graphic



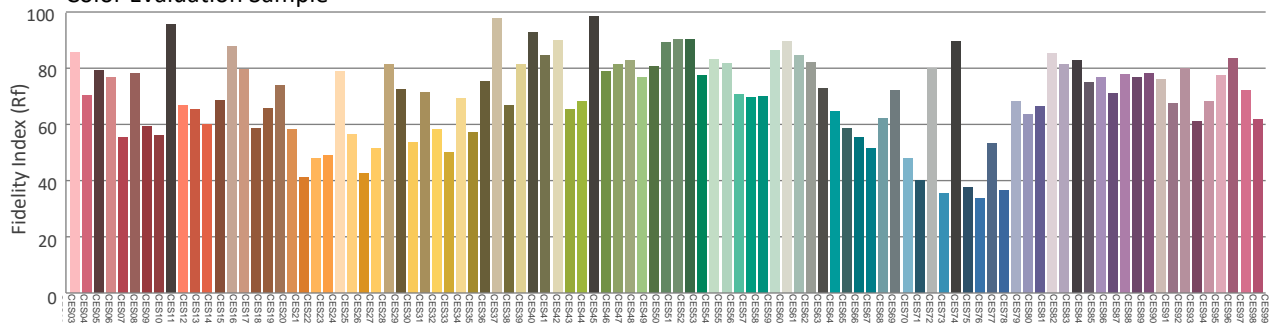
Rf by Hue



Local Chroma Shift by Hue



Color Evaluation Sample



Photometric & Chromaticity Report

Rogue Outcast 3 Spot: Full Flood - Full Power - Fan set to Eco

Report Summary

Measurements

Fixture Output: 14992 lm
Fixture Peak: 53732 cd
Fixture Efficacy: 34 lm/W
Intensity @ 5m: 2149 lux
Color Temperature: 7243 K
CRI: 69.9 CRI R9 Value: -27.5
CQS: 69.2
TLCI: 47
TM-30 Rf: 69.9
TM-30 Rg: 95.2
Beam Angle (50%): 33.6°
Field Angle (10%): 38.1°
Cutoff Angle (3%): 39.1°

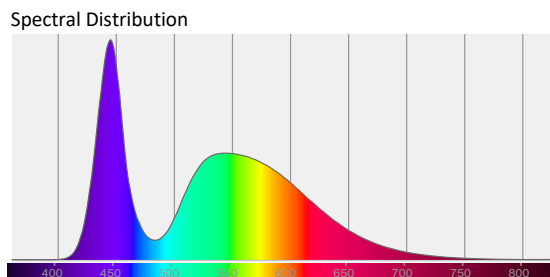
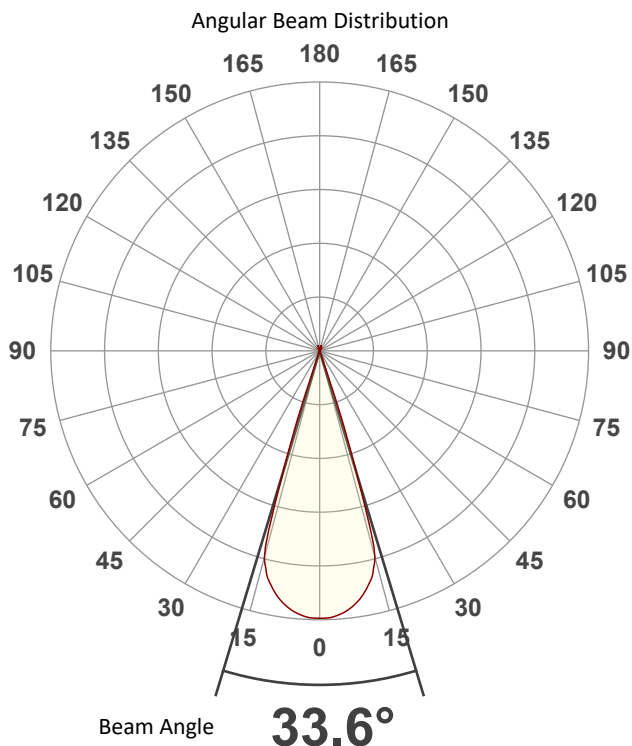
Conditions

AC Supply: 117 V, 60.1 Hz
Power: 440.08 W
Current: 3.77 A
Power Factor: 1.0



This data sheet conforms to American National Standard E1.9 – 2007 (R2017). All data was measured and calculated by a Viso Systems LabSpion Goniometer at the Chauvet PD Optics Laboratory in Sunrise, FL on 9/28/2022 to LM-63-2002 Standards.


Overall Measurement



Tested Color (CIE 1931):

X: 0.303

Y: 0.317



Light Quality

CRI: 69.9

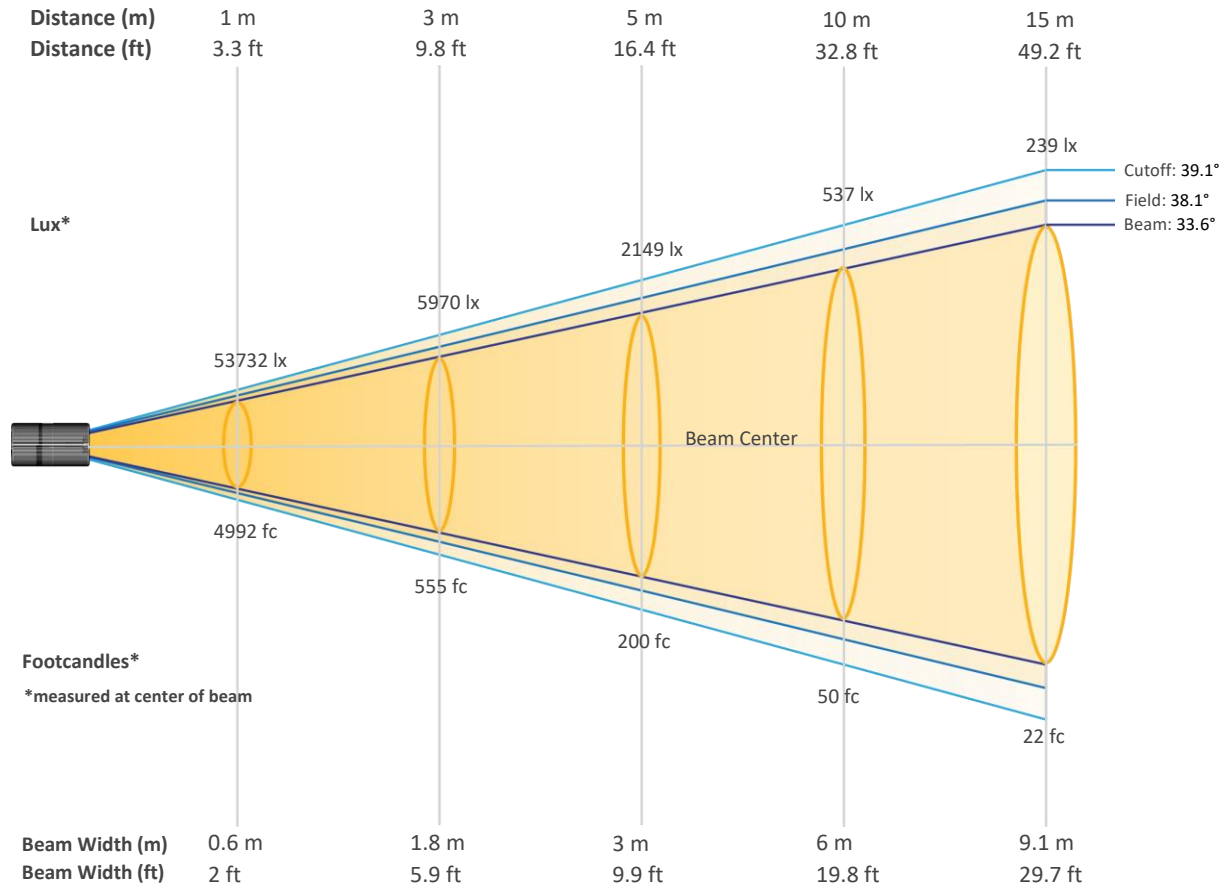
Color Temperature

7243 K

Photometric & Chromaticity Report

Rogue Outcast 3 Spot: Full Flood - Full Power - Fan set to Eco

Beam Details

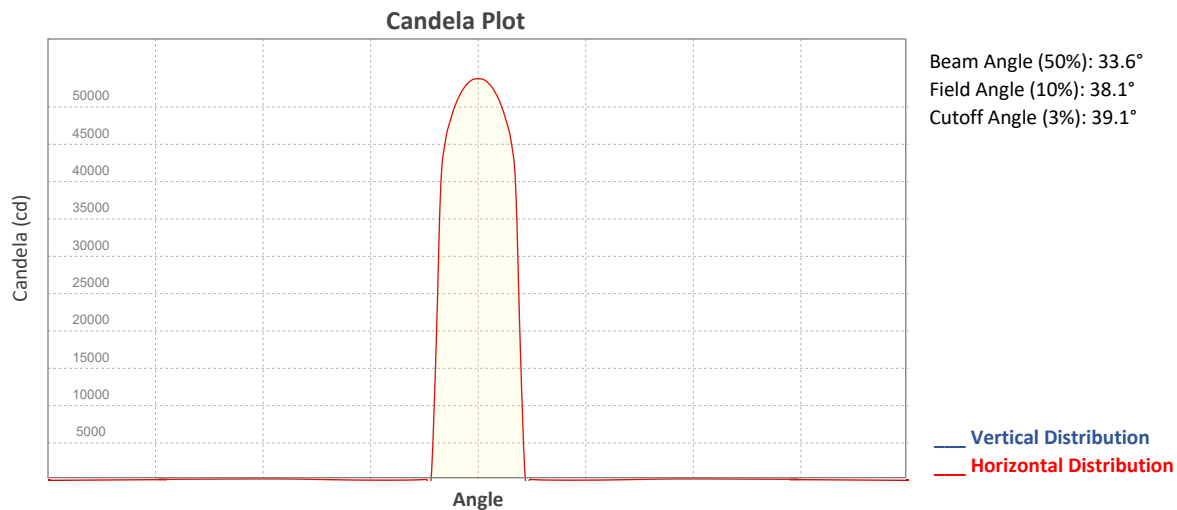


Beam Intensities from 1-20m (3.3-65.6ft)

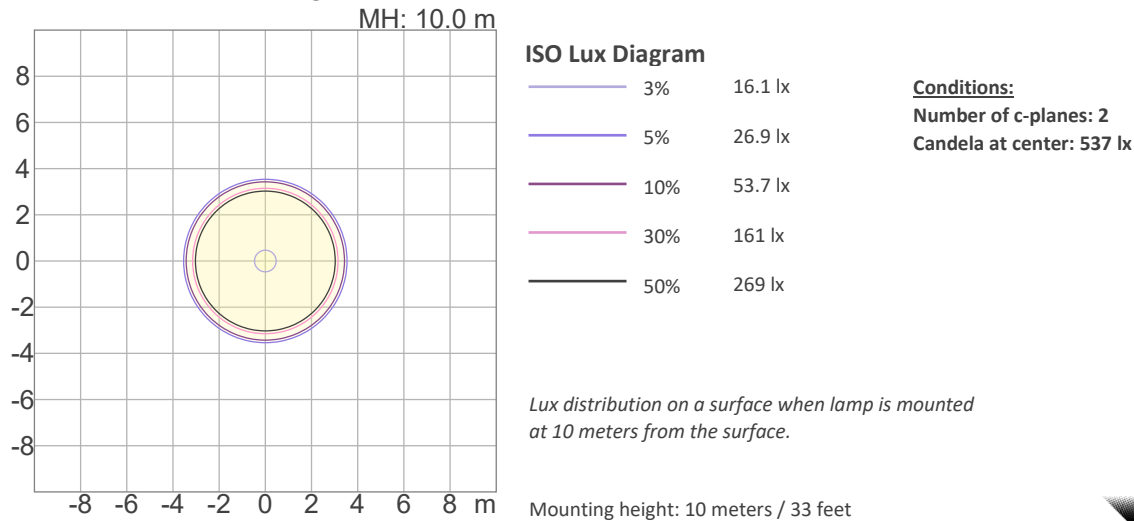
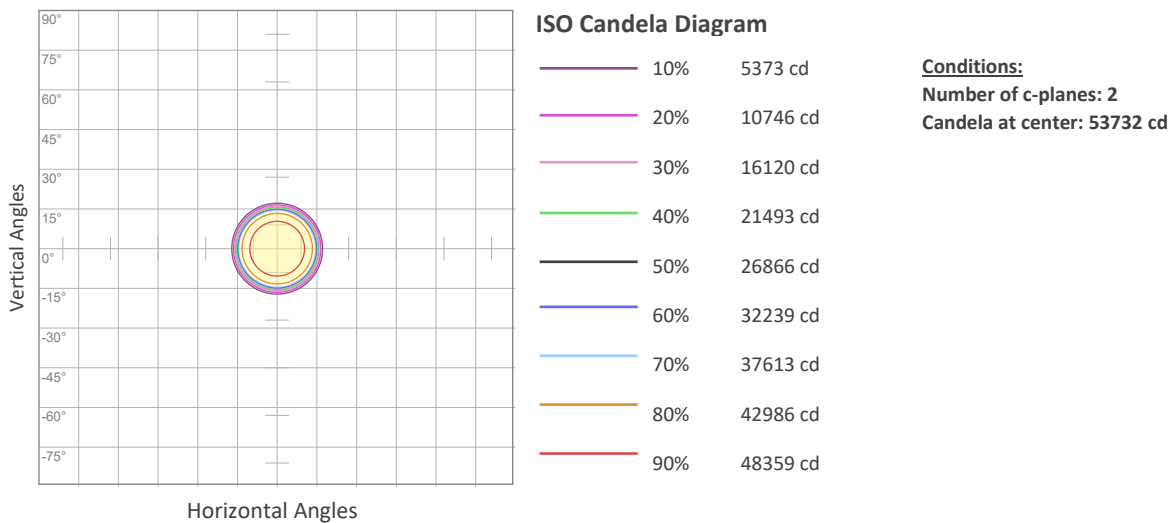
Distance	1m	2m	3m	4m	5m	6m	7m	8m	9m	10m
Lux	53732	13433	5970	3358	2149	1493	1097	840	663	537
Distance	11m	12m	13m	14m	15m	16m	17m	18m	19m	20m
Lux	444	373	318	274	239	210	186	166	149	134
Distance	3.3ft	6.6ft	9.8ft	13.1ft	16.4ft	19.7ft	23ft	26.2ft	29.5ft	32.8ft
FC	4992	1248	555	312	200	139	102	78	62	50
Distance	36.1ft	39.4ft	42.7ft	45.9ft	49.2ft	52.5ft	55.8ft	59.1ft	62.3ft	65.6ft
FC	41	35	30	25	22	19	17	15	14	12

Photometric & Chromaticity Report

Rogue Outcast 3 Spot: Full Flood - Full Power - Fan set to Eco -



ISO Diagrams

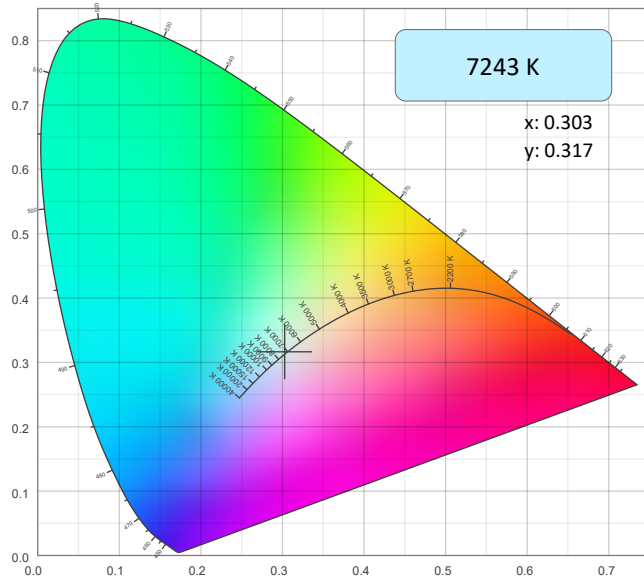


Photometric & Chromaticity Report

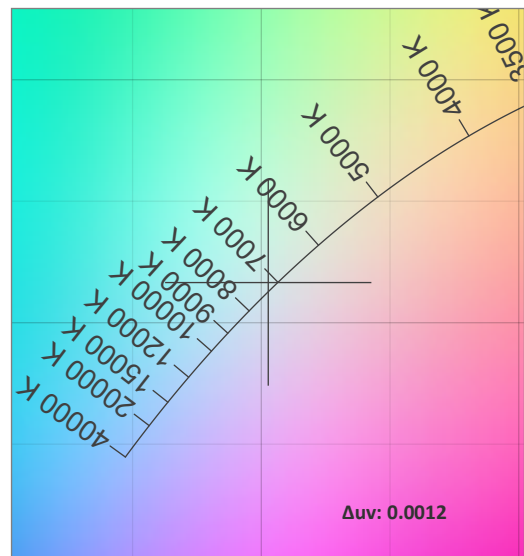
Rogue Outcast 3 Spot: Full Flood - Full Power - Fan set to Eco

Chromaticity

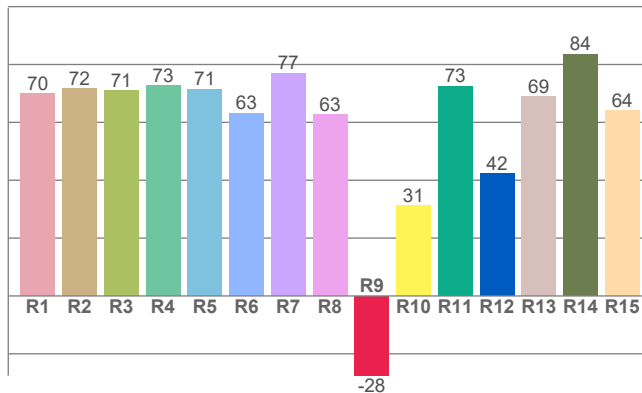
CIE 1931



CIE 1931 - Zoom



CRI: 69.9 (R1-R8)

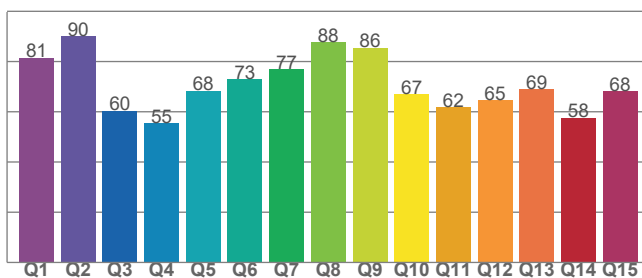


Color Parameters

Color Temperature	Color Coordinate CIE 1931	Color Coordinate CIE 1931
CCT	x	y
7243 K	0.303	0.317

Color Deviation from Black Body Curve	Color Coordinate CIE 1964	Color Coordinate CIE 1964
Δuv	y	u
0.0012	0.317	0.196

CQS: 69.2



Color Rendering Index	Red Component	Color Quality Scale
CRI	CRI - R9	CQS
69.9	-27.5	69.2

Television Lighting Consistency Index	Color Fidelity	Color Gamut
TLCI	TM30 - Rf	TM30 Rg
47	69.9	95.2

Photometric & Chromaticity Report

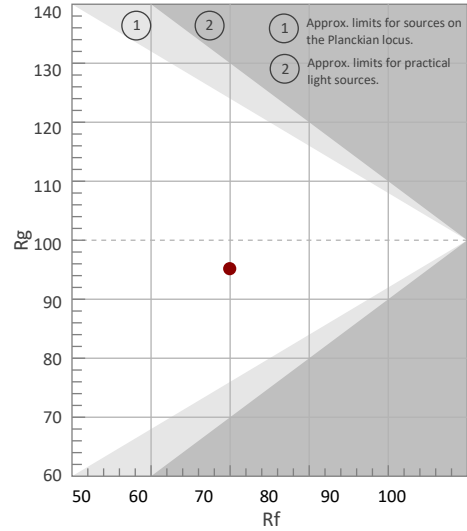
Rogue Outcast 3 Spot: Full Flood - Full Power - Fan set to Eco

TM-30 Details

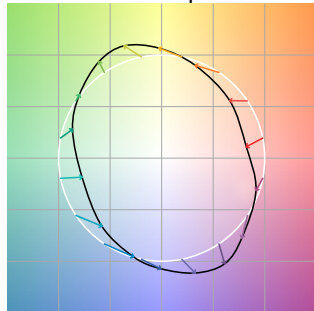
Rf 69.9
Fidelity Index (Rg)

Rg 95.2
Gammut Index (Rg)

Hue Bin	R _f	Graphic shifts (%)	
		Chroma	Hue
1	68	-17%	-5%
2	70	-14%	10%
3	63	-7%	23%
4	62	4%	23%
5	69	14%	14%
6	81	12%	-1%
7	90	1%	-7%
8	76	-10%	-11%
9	76	-21%	3%
10	62	-15%	23%
11	39	-5%	30%
12	66	5%	20%
13	79	16%	10%
14	77	19%	-6%
15	72	8%	-21%
16	76	-4%	-13%



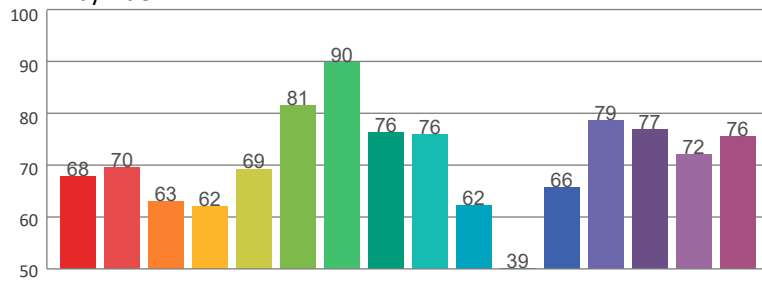
Color Vector Graphic



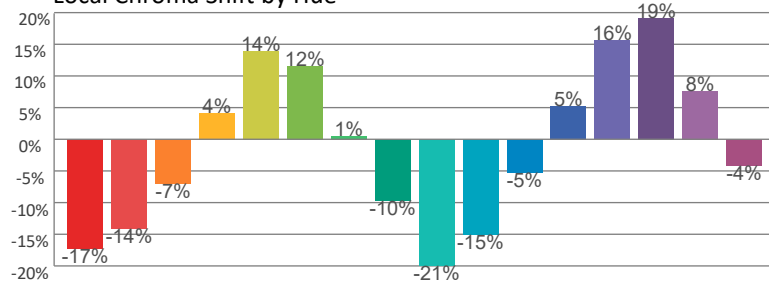
Color Distortion Graphic



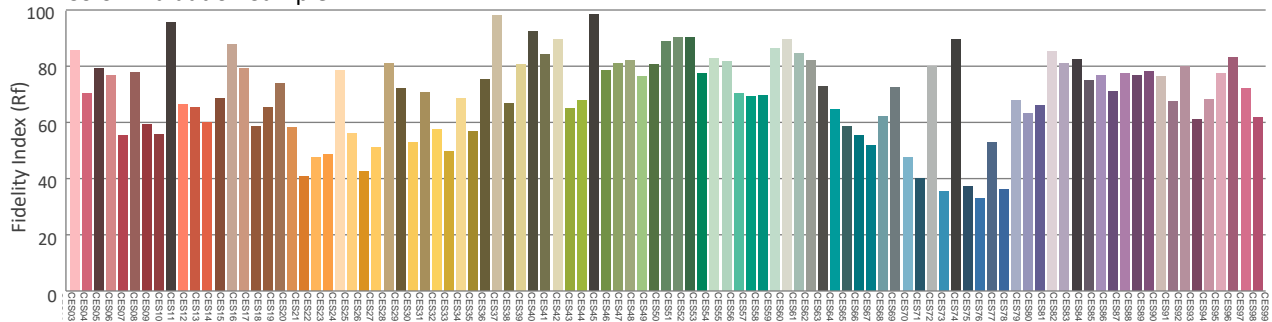
Rf by Hue



Local Chroma Shift by Hue



Color Evaluation Sample



Photometric & Chromaticity Report

Rogue Outcast 3 Spot: Full Spot - Full Power - Fan set to Full

Report Summary

Measurements

Fixture Output: 8979 lm
Fixture Peak: 1431897 cd
Fixture Efficacy: 20 lm/W
Intensity @ 5m: 56916 lux
Color Temperature: 7143 K
CRI: 69.6 CRI R9 Value: -30.6
CQS: 69.2
TLCI: 47
TM-30 Rf: 70.0
TM-30 Rg: 94.8
Beam Angle (50%): 4.9°
Field Angle (10%): 5.5°
Cutoff Angle (3%): 5.6°

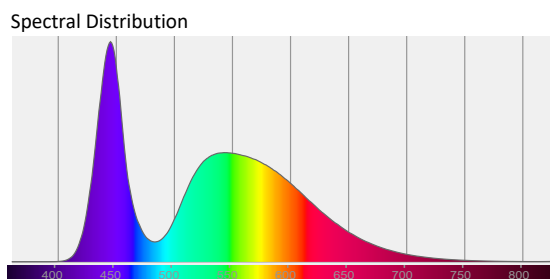
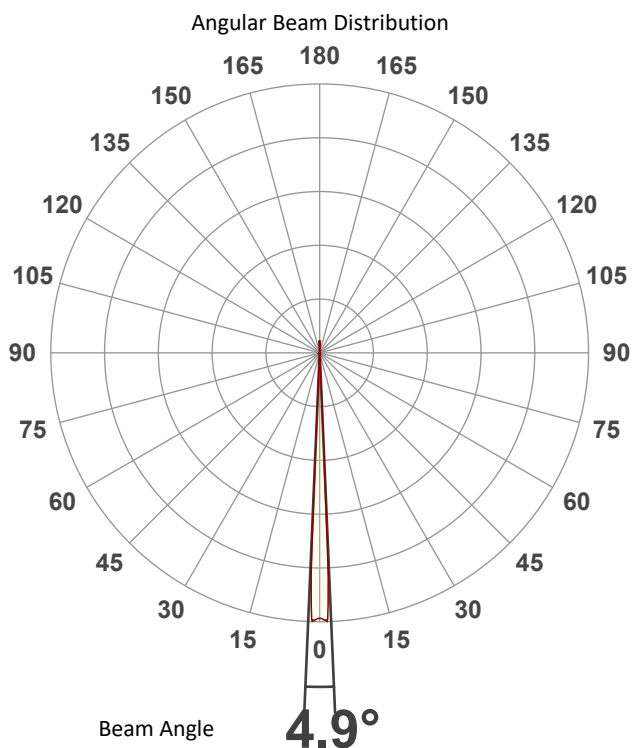


Conditions

AC Supply: 116 V, 60 Hz
Power: 440.69 W
Current: 3.78 A
Power Factor: 1.0

This data sheet conforms to American National Standard E1.9 – 2007 (R2017). All data was measured and calculated by a Viso Systems LabSpion Goniometer at the Chauvet PD Optics Laboratory in Sunrise, FL on 9/28/2022 to LM-63-2002 Standards.


Overall Measurement



Tested Color (CIE 1931):

X: 0.304

Y: 0.319



Light Quality

CRI: 69.6

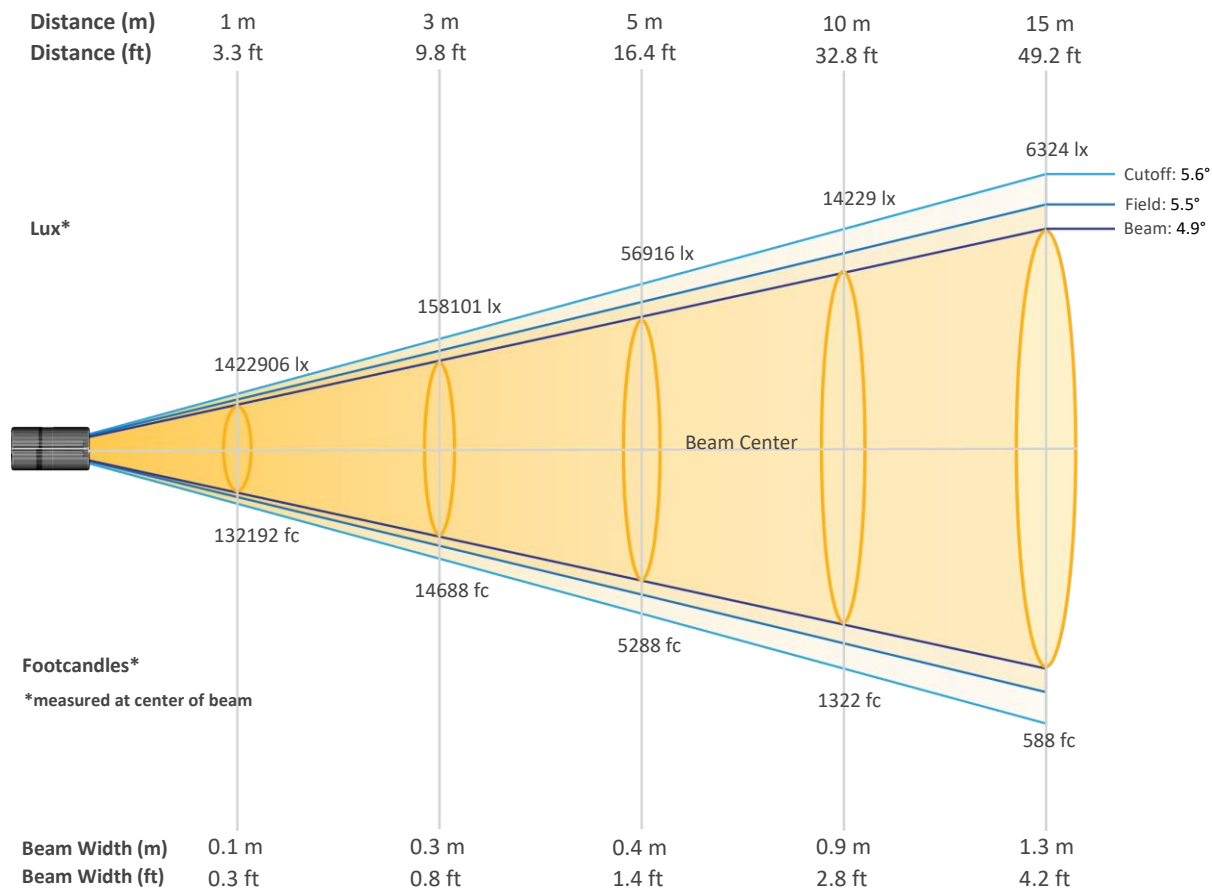
Color Temperature

7143 K

Photometric & Chromaticity Report

Rogue Outcast 3 Spot: Full Spot - Full Power - Fan set to Full

Beam Details

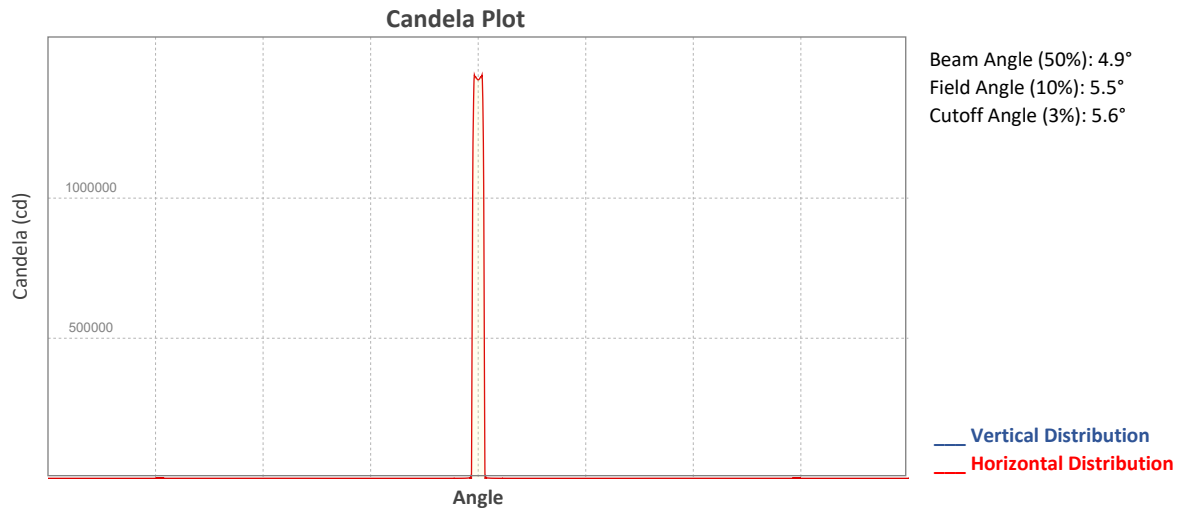


Beam Intensities from 1-20m (3.3-65.6ft)

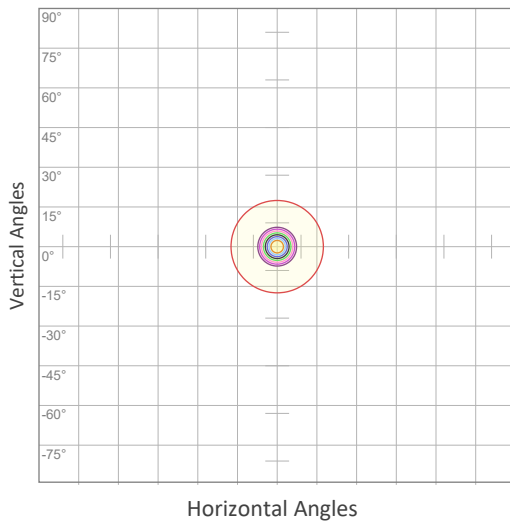
Distance	1m	2m	3m	4m	5m	6m	7m	8m	9m	10m
Lux	1422906	355727	158101	88932	56916	39525	29039	22233	17567	14229
Distance	11m	12m	13m	14m	15m	16m	17m	18m	19m	20m
Lux	11760	9881	8420	7260	6324	5558	4924	4392	3942	3557
Distance	3.3ft	6.6ft	9.8ft	13.1ft	16.4ft	19.7ft	23ft	26.2ft	29.5ft	32.8ft
FC	132192	33048	14688	8262	5288	3672	2698	2066	1632	1322
Distance	36.1ft	39.4ft	42.7ft	45.9ft	49.2ft	52.5ft	55.8ft	59.1ft	62.3ft	65.6ft
FC	1092	918	782	674	588	516	457	408	366	330

Photometric & Chromaticity Report

Rogue Outcast 3 Spot: Full Spot - Full Power - Fan set to Full



ISO Diagrams



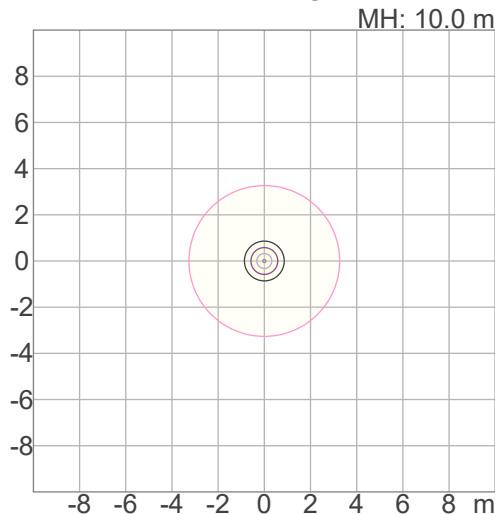
ISO Candela Diagram

10%	142291 cd
20%	284581 cd
30%	426872 cd
40%	569163 cd
50%	711453 cd
60%	853744 cd
70%	996035 cd
80%	1138325 cd
90%	1280616 cd

Conditions:

Number of c-planes: 2

Candela at center: 1422906 cd



ISO Lux Diagram

3%	427 lx
5%	711 lx
10%	1423 lx
30%	4269 lx
50%	7115 lx

Conditions:

Number of c-planes: 2

Candela at center: 14.2K lx

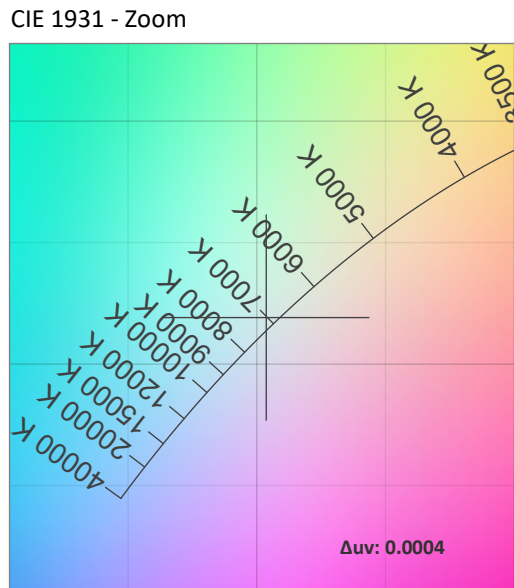
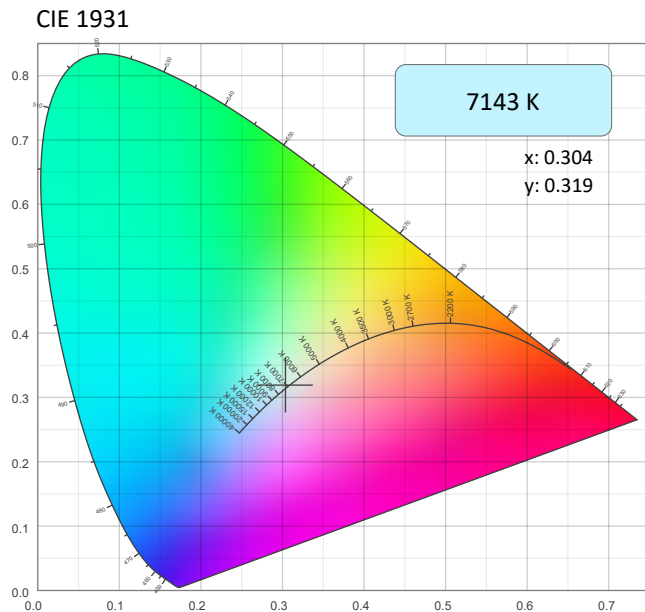
Lux distribution on a surface when lamp is mounted at 10 meters from the surface.

Mounting height: 10 meters / 33 feet

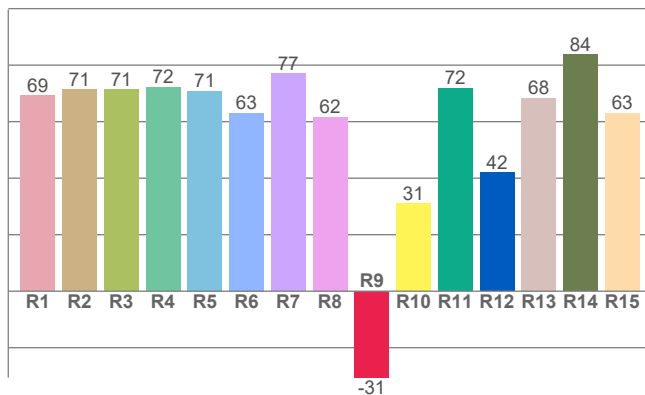
Photometric & Chromaticity Report

Rogue Outcast 3 Spot: Full Spot - Full Power - Fan set to Full

Chromaticity



CRI: 69.6 (R1-R8)

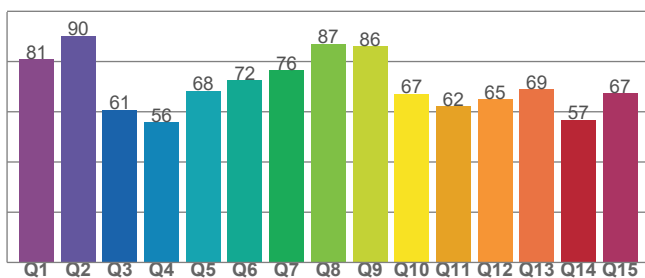


Color Parameters

Color Temperature	Color Coordinate CIE 1931	Color Coordinate CIE 1931
CCT	x	y
7143 K	0.304	0.319

Color Deviation from Black Body Curve	Color Coordinate CIE 1964	Color Coordinate CIE 1964
Δuv	y	u
0.0004	0.319	0.195

CQS: 69.2



Color Rendering Index	Red Component	Color Quality Scale
CRI	CRI - R9	CQS
69.6	-30.6	69.2

Television Lighting Consistency Index	Color Fidelity	Color Gamut
TLCI	TM30 - Rf	TM30 Rg
47	70.0	94.8

Photometric & Chromaticity Report

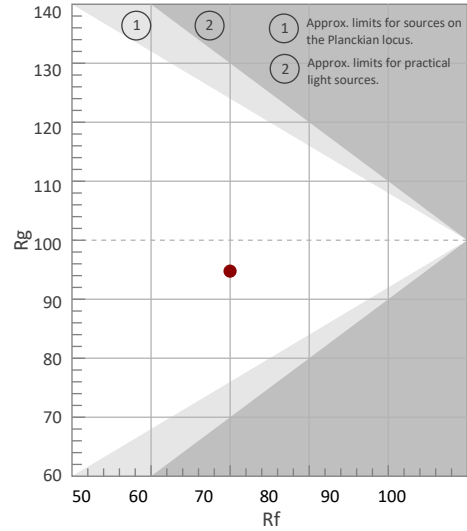
Rogue Outcast 3 Spot: Full Spot - Full Power - Fan set to Full

TM-30 Details

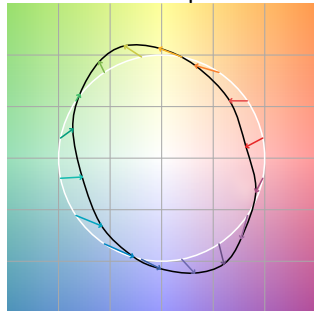
Rf 70.0
Fidelity Index (Rg)

Rg 94.8
Gammut Index (Rg)

Hue Bin	R _f	Graphic shifts (%)	
		Chroma	Hue
1	67	-18%	-5%
2	69	-14%	10%
3	63	-7%	23%
4	62	4%	23%
5	70	14%	14%
6	82	11%	-2%
7	90	0%	-7%
8	76	-10%	-11%
9	76	-21%	3%
10	63	-15%	22%
11	40	-5%	30%
12	66	5%	19%
13	79	16%	9%
14	77	19%	-7%
15	70	7%	-22%
16	75	-4%	-14%



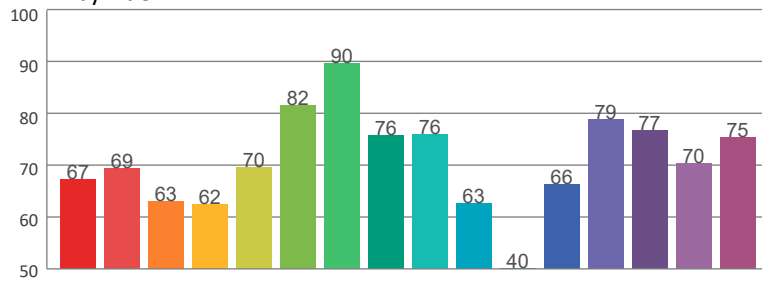
Color Vector Graphic



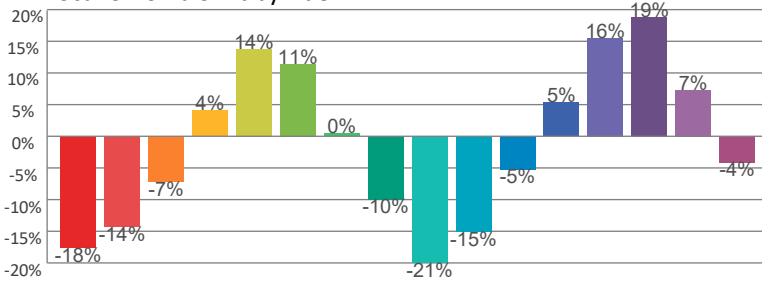
Color Distortion Graphic



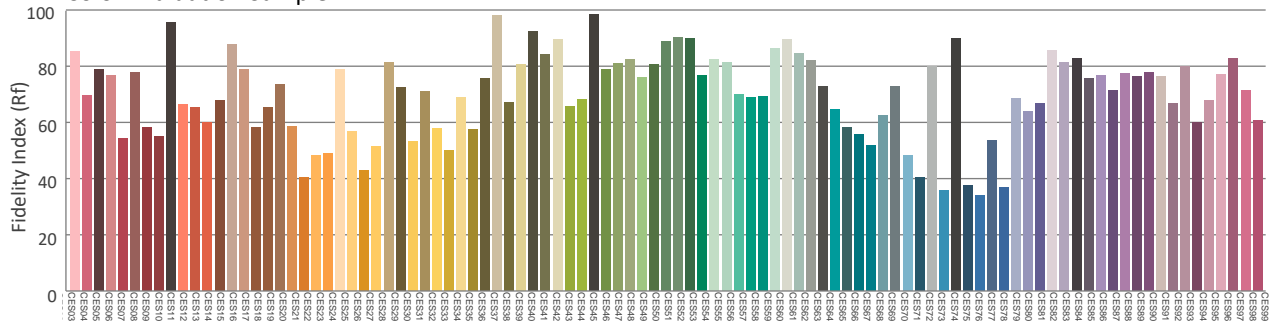
Rf by Hue



Local Chroma Shift by Hue



Color Evaluation Sample



Photometric & Chromaticity Report

Rogue Outcast 3 Spot: Full Spot - Full Power - Fan set to Auto

Report Summary

Measurements

Fixture Output: 8947 lm
Fixture Peak: 1412126 cd
Fixture Efficacy: 20 lm/W
Intensity @ 5m: 56484 lux
Color Temperature: 7095 K
CRI: 69.8 CRI R9 Value: -30.3
CQS: 69.3
TLCI: 48
TM-30 Rf: 70.2
TM-30 Rg: 94.7
Beam Angle (50%): 4.8°
Field Angle (10%): 5.5°
Cutoff Angle (3%): 5.8°

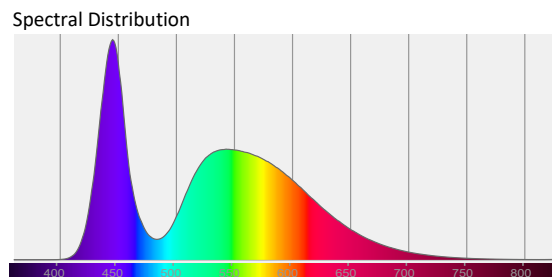
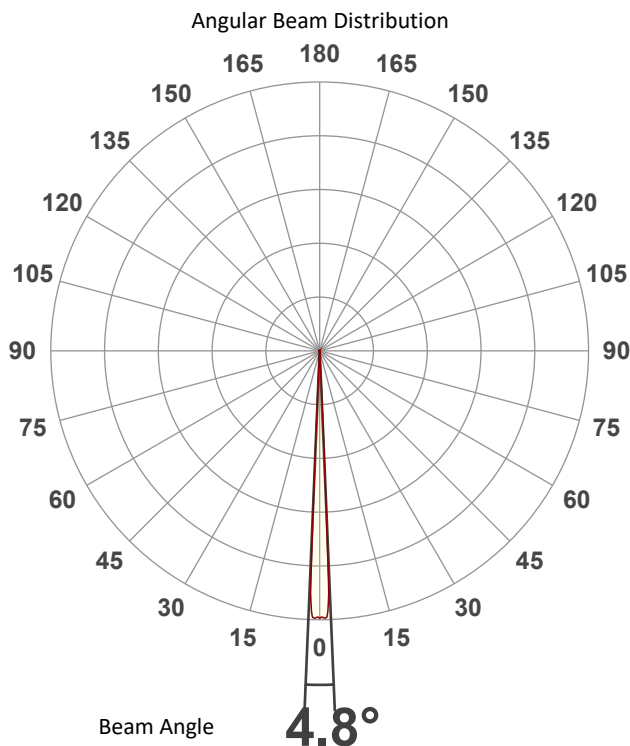
Conditions

AC Supply: 117 V, 60 Hz
Power: 439.67 W
Current: 3.77 A
Power Factor: 1.0



This data sheet conforms to American National Standard E1.9 – 2007 (R2017). All data was measured and calculated by a Viso Systems LabSpion Goniometer at the Chauvet PD Optics Laboratory in Sunrise, FL on 9/28/2022 to LM-63-2002 Standards.

Overall Measurement



Tested Color (CIE 1931):
X: 0.304
Y: 0.320

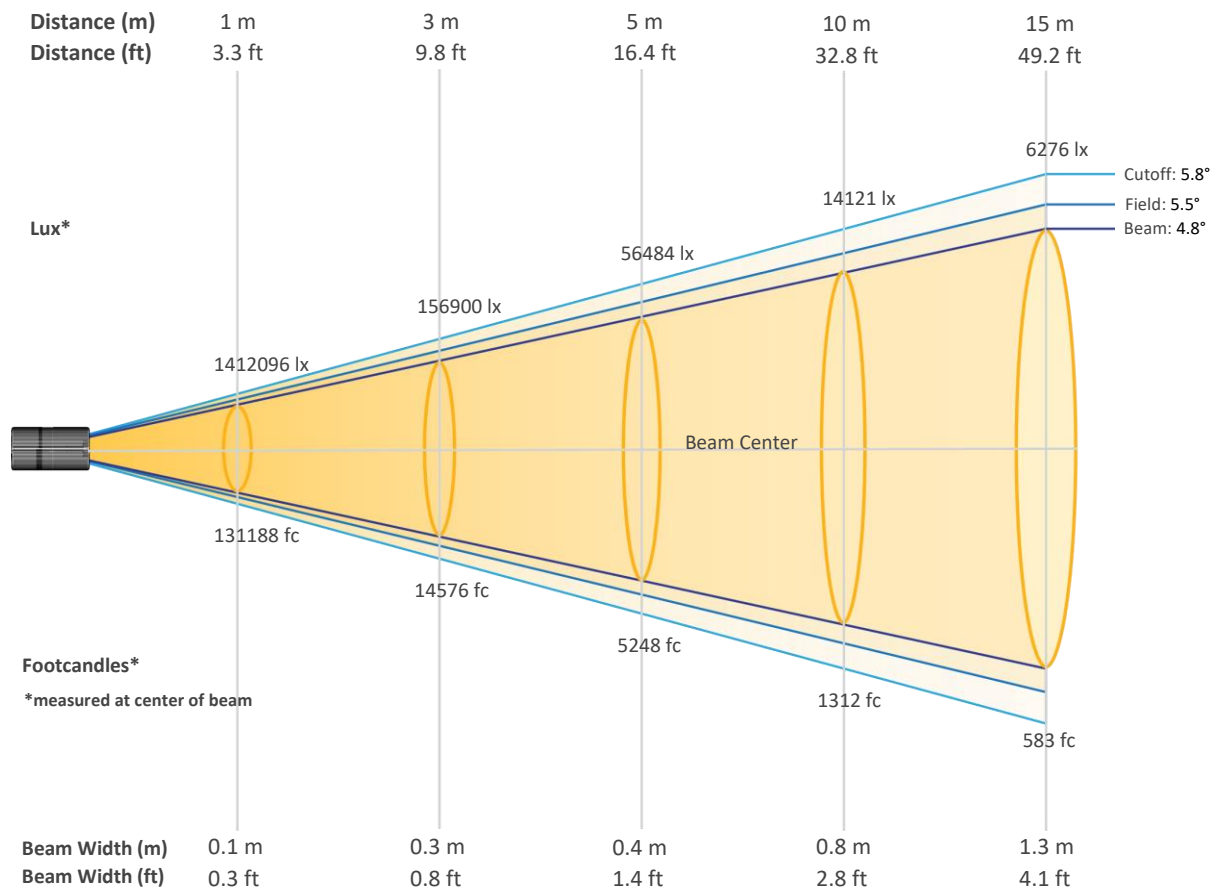
Light Quality
CRI: 69.8

Color Temperature
7095 K

Photometric & Chromaticity Report

Rogue Outcast 3 Spot: Full Spot - Full Power - Fan set to Auto

Beam Details

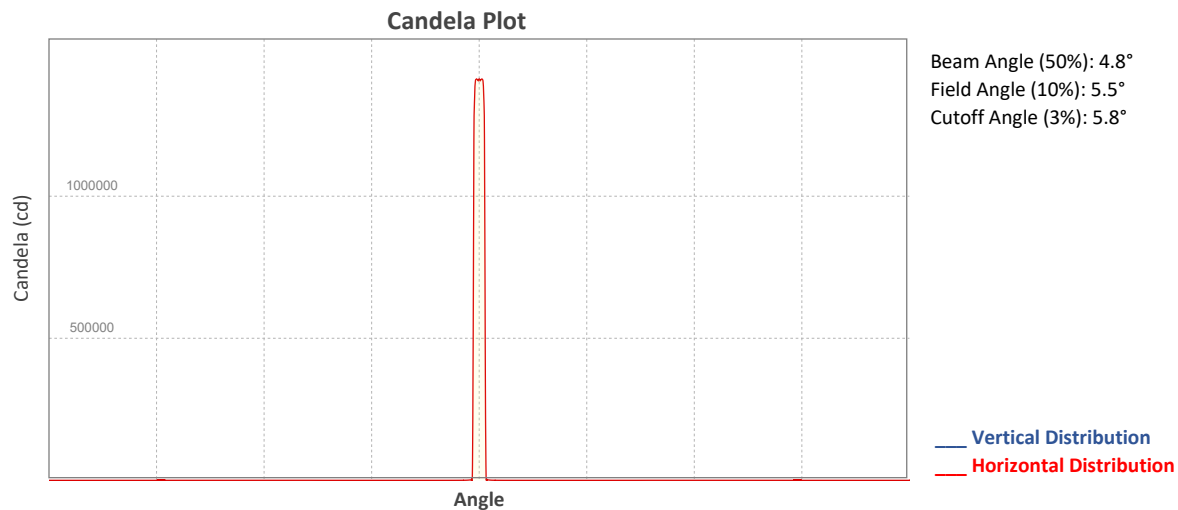


Beam Intensities from 1-20m (3.3-65.6ft)

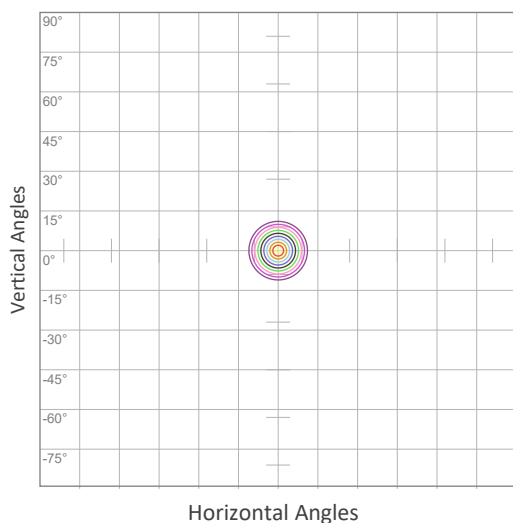
Distance	1m	2m	3m	4m	5m	6m	7m	8m	9m	10m
Lux	1412096	353024	156900	88256	56484	39225	28818	22064	17433	14121
Distance	11m	12m	13m	14m	15m	16m	17m	18m	19m	20m
Lux	11670	9806	8356	7205	6276	5516	4886	4358	3912	3530
Distance	3.3ft	6.6ft	9.8ft	13.1ft	16.4ft	19.7ft	23ft	26.2ft	29.5ft	32.8ft
FC	131188	32797	14576	8199	5248	3644	2677	2050	1620	1312
Distance	36.1ft	39.4ft	42.7ft	45.9ft	49.2ft	52.5ft	55.8ft	59.1ft	62.3ft	65.6ft
FC	1084	911	776	669	583	512	454	405	363	328

Photometric & Chromaticity Report

Rogue Outcast 3 Spot: Full Spot - Full Power - Fan set to Auto



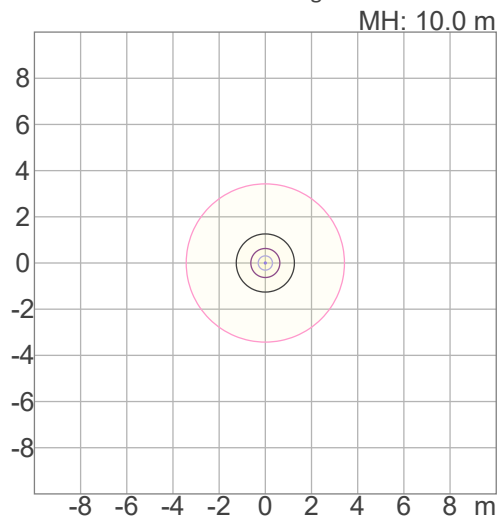
ISO Diagrams



ISO Candela Diagram

10%	141210 cd
20%	282419 cd
30%	423629 cd
40%	564838 cd
50%	706048 cd
60%	847258 cd
70%	988467 cd
80%	1129677 cd
90%	1270886 cd

Conditions:
 Number of c-planes: 2
 Candela at center: 1412096 cd



ISO Lux Diagram

3%	424 lx
5%	706 lx
10%	1412 lx
30%	4236 lx
50%	7060 lx

Conditions:
 Number of c-planes: 2
 Candela at center: 14.1K lx

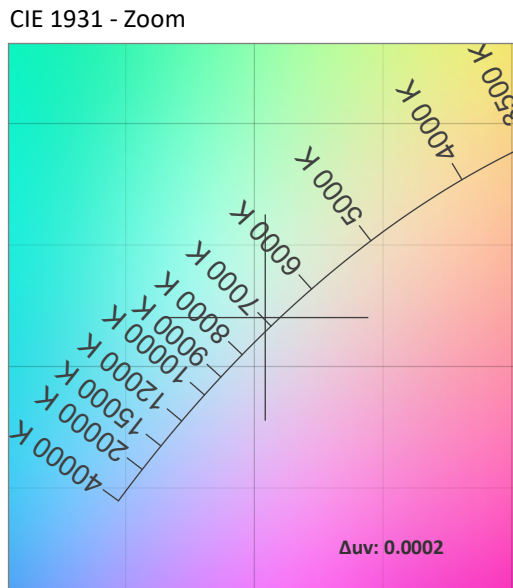
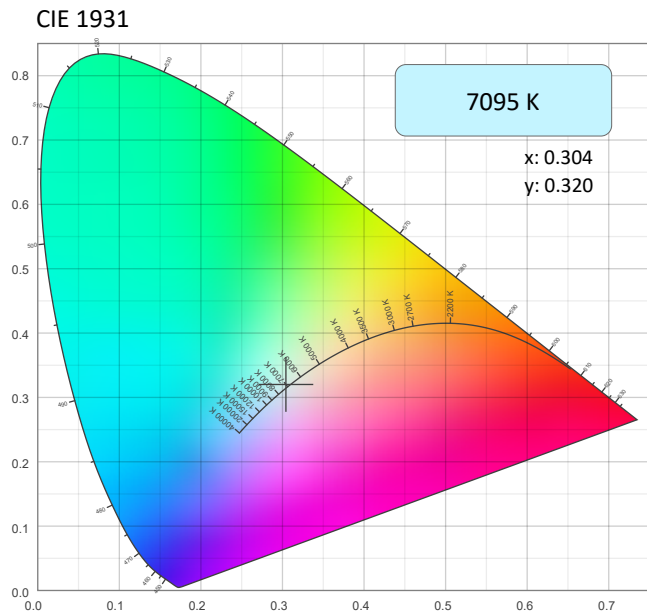
Lux distribution on a surface when lamp is mounted at 10 meters from the surface.

Mounting height: 10 meters / 33 feet

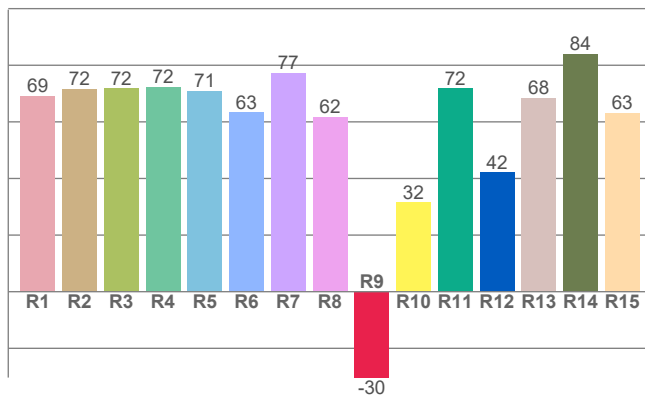
Photometric & Chromaticity Report

Rogue Outcast 3 Spot: Full Spot - Full Power - Fan set to Auto

Chromaticity



CRI: 69.8 (R1-R8)

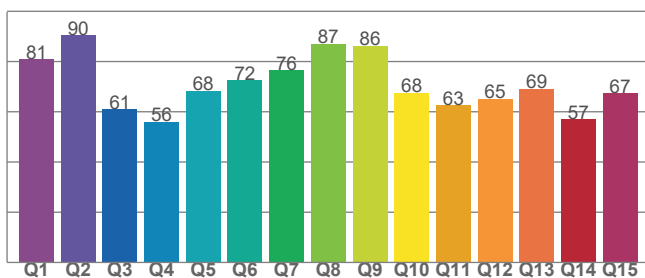


Color Parameters

Color Temperature	Color Coordinate CIE 1931	Color Coordinate CIE 1931
CCT	x	y
7095 K	0.304	0.320

Color Deviation from Black Body Curve	Color Coordinate CIE 1964	Color Coordinate CIE 1964
Δuv	y	u
0.0002	0.320	0.195

CQS: 69.3



Color Rendering Index	Red Component	Color Quality Scale
CRI	CRI - R9	CQS
69.8	-30.3	69.3

Television Lighting Consistency Index	Color Fidelity	Color Gamut
TLCI	TM30 - Rf	TM30 Rg
48	70.2	94.7

Photometric & Chromaticity Report

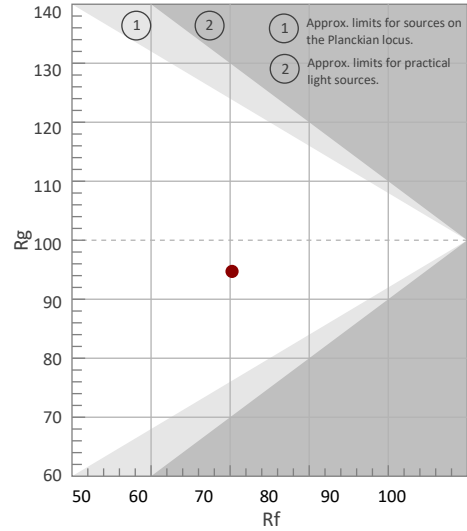
Rogue Outcast 3 Spot: Full Spot - Full Power - Fan set to Auto

TM-30 Details

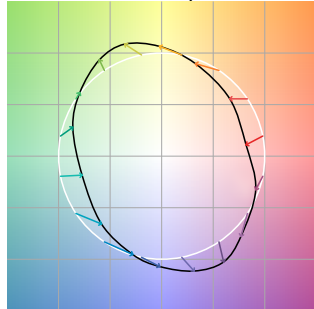
Rf 70.2
Fidelity Index
(Rg)

Rg 94.7
Gammut Index (Rg)

Hue Bin	Rf	Graphic shifts (%)	
		Chroma	Hue
1	67	-18%	-5%
2	70	-14%	10%
3	63	-7%	23%
4	63	4%	23%
5	70	14%	14%
6	82	11%	-2%
7	90	0%	-7%
8	76	-10%	-11%
9	76	-21%	3%
10	63	-15%	22%
11	40	-5%	30%
12	67	5%	19%
13	79	15%	9%
14	77	19%	-7%
15	70	7%	-22%
16	75	-4%	-14%



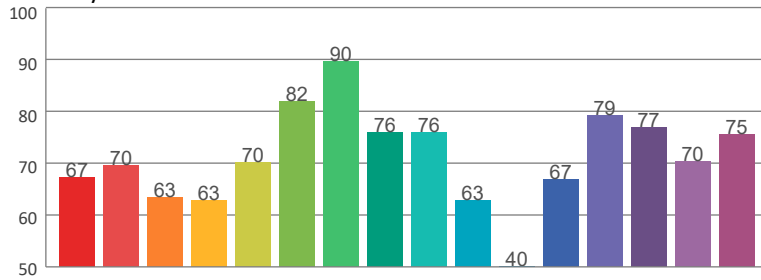
Color Vector Graphic



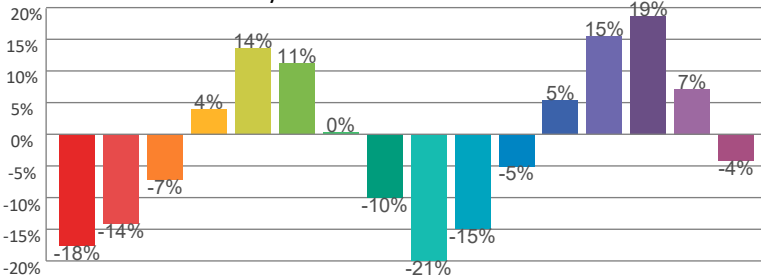
Color Distortion Graphic



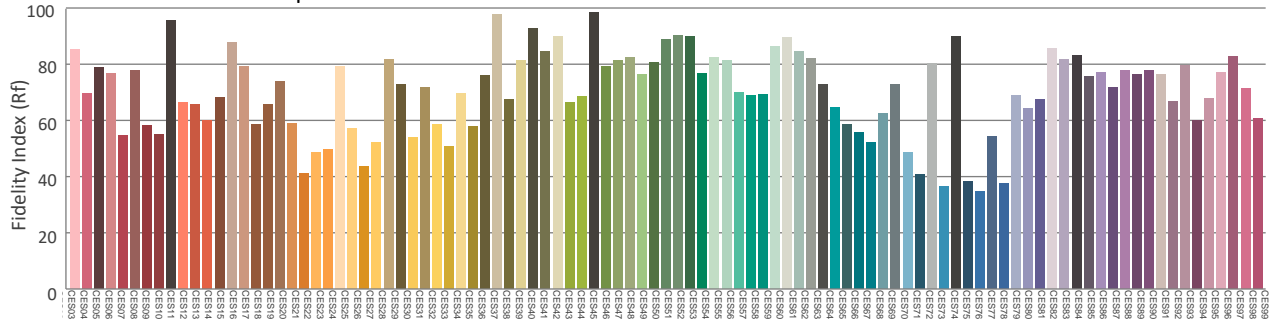
Rf by Hue



Local Chroma Shift by Hue



Color Evaluation Sample



Photometric & Chromaticity Report

Rogue Outcast 3 Spot: Full Spot - Full Power - Fan set to Eco

Report Summary

Measurements

Fixture Output: 9353 lm
Fixture Peak: 1427892 cd
Fixture Efficacy: 21 lm/W
Intensity @ 5m: 57116 lux
Color Temperature: 7079 K
CRI: 69.6 CRI R9 Value: -30.7
CQS: 69.3
TLCI: 48
TM-30 Rf: 70.1
TM-30 Rg: 94.8
Beam Angle (50%): 4.8°
Field Angle (10%): 6.7°
Cutoff Angle (3%): 7.4°

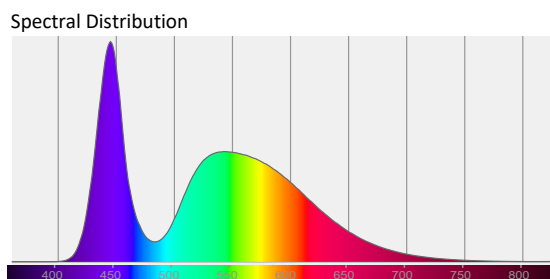
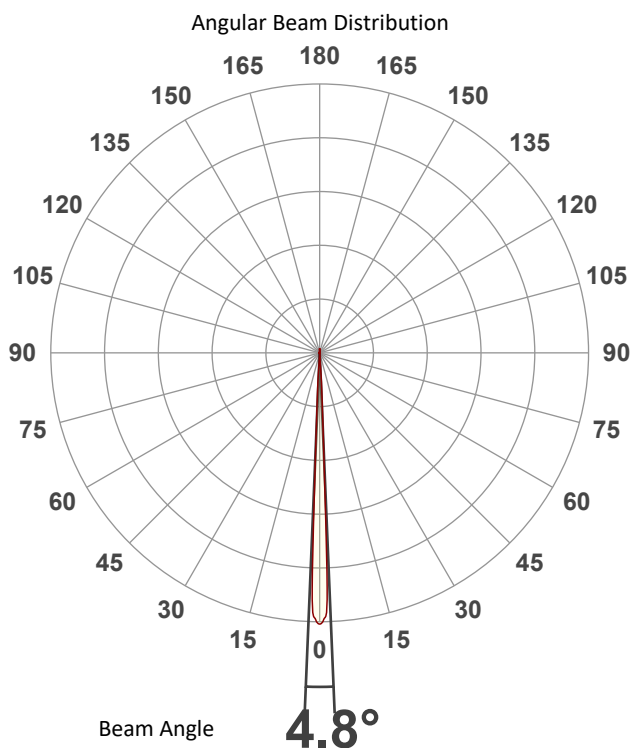
Conditions

AC Supply: 117 V, 60 Hz
Power: 439.46 W
Current: 3.77 A
Power Factor: 1.0



This data sheet conforms to American National Standard E1.9 – 2007 (R2017). All data was measured and calculated by a Viso Systems LabSpion Goniometer at the Chauvet PD Optics Laboratory in Sunrise, FL on 9/28/2022 to LM-63-2002 Standards.


Overall Measurement



Tested Color (CIE 1931):

X: 0.304

Y: 0.320



Light Quality

CRI: 69.6

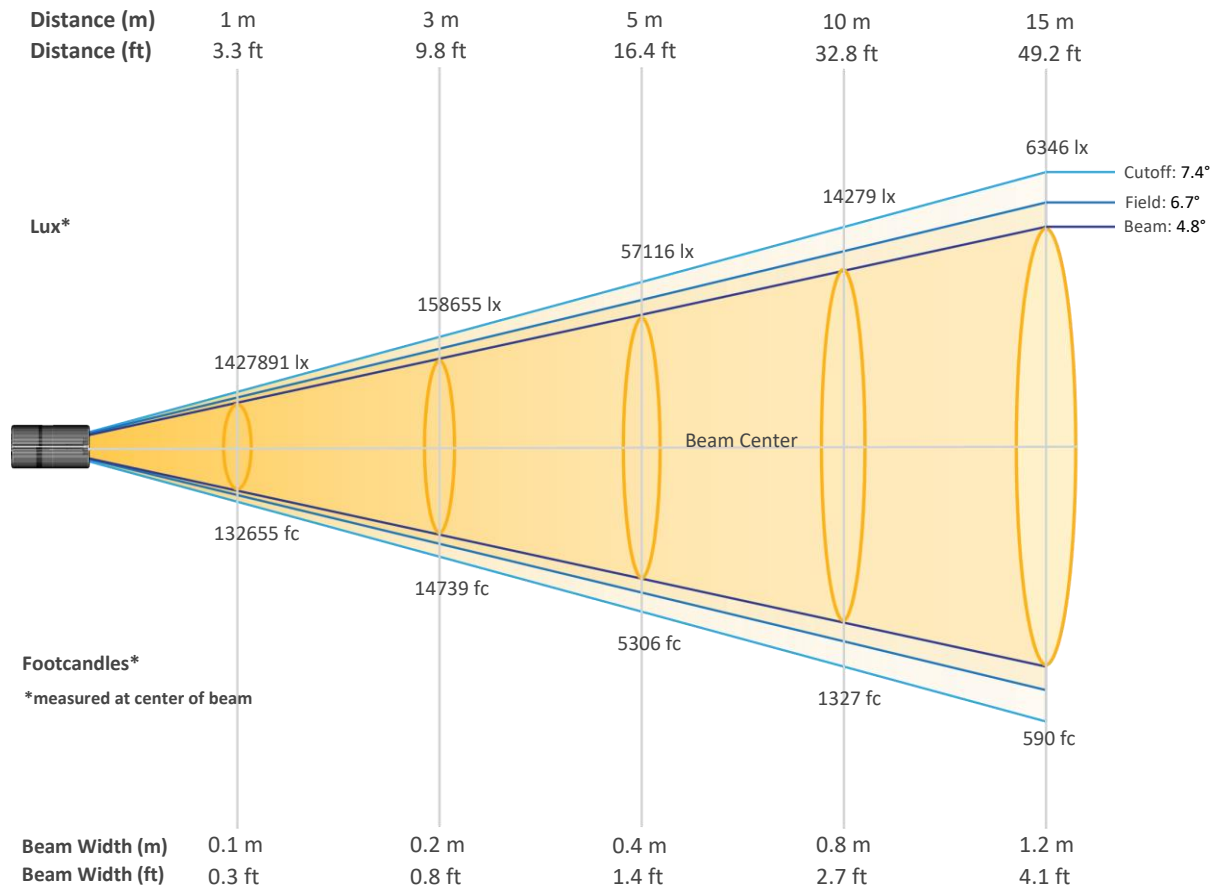
Color Temperature

7079 K

Photometric & Chromaticity Report

Rogue Outcast 3 Spot: Full Spot - Full Power - Fan set to Eco

Beam Details

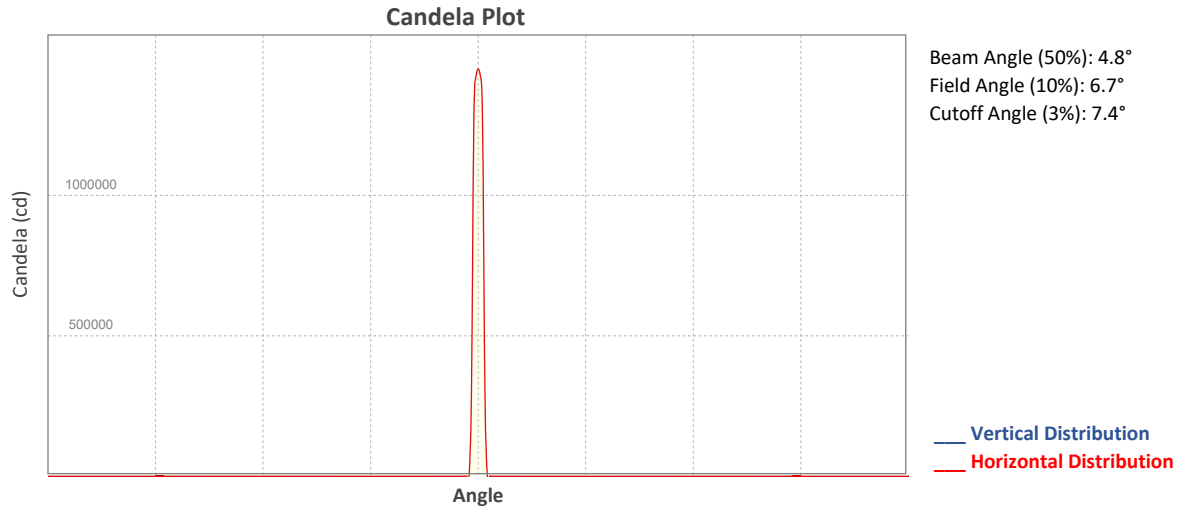


Beam Intensities from 1-20m (3.3-65.6ft)

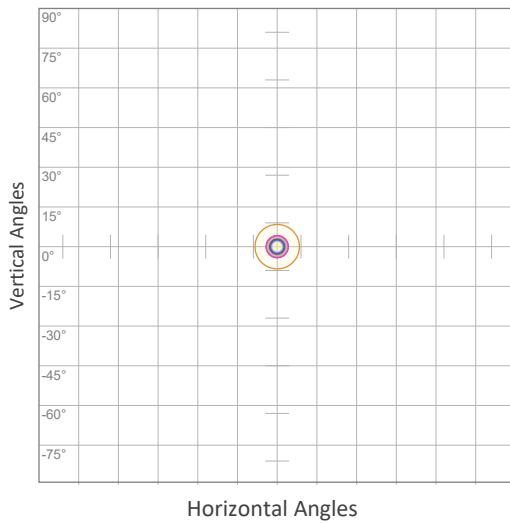
Distance	1m	2m	3m	4m	5m	6m	7m	8m	9m	10m
Lux	1427891	356973	158655	89243	57116	39664	29141	22311	17628	14279
Distance	11m	12m	13m	14m	15m	16m	17m	18m	19m	20m
Lux	11801	9916	8449	7285	6346	5578	4941	4407	3955	3570
Distance	3.3ft	6.6ft	9.8ft	13.1ft	16.4ft	19.7ft	23ft	26.2ft	29.5ft	32.8ft
FC	132655	33164	14739	8291	5306	3685	2707	2073	1638	1327
Distance	36.1ft	39.4ft	42.7ft	45.9ft	49.2ft	52.5ft	55.8ft	59.1ft	62.3ft	65.6ft
FC	1096	921	785	677	590	518	459	409	367	332

Photometric & Chromaticity Report

Rogue Outcast 3 Spot: Full Spot - Full Power - Fan set to Eco



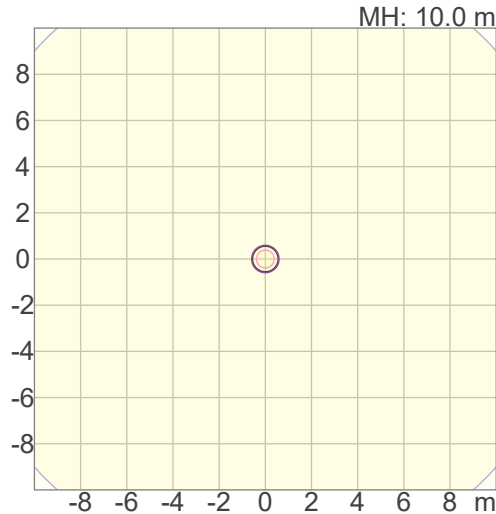
ISO Diagrams



ISO Candela Diagram

10%	142789 cd
20%	285578 cd
30%	428367 cd
40%	571157 cd
50%	713946 cd
60%	856735 cd
70%	999524 cd
80%	1142313 cd
90%	1285102 cd

Conditions:
 Number of c-planes: 2
 Candela at center: 1427891 cd



ISO Lux Diagram

3%	428 lx
5%	714 lx
10%	1428 lx
30%	4284 lx
50%	7139 lx

Conditions:
 Number of c-planes: 2
 Candela at center: 14.3K lx

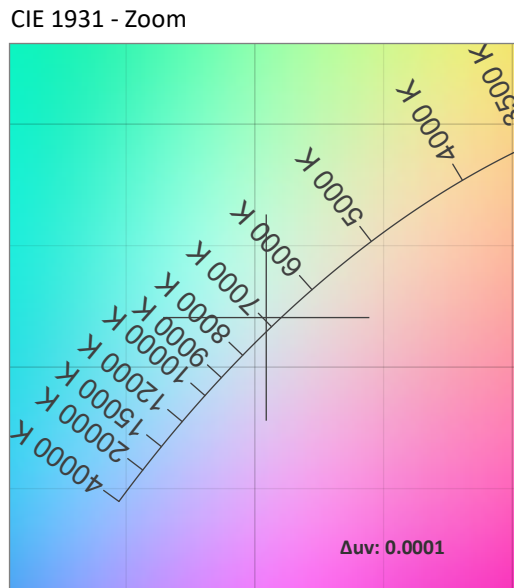
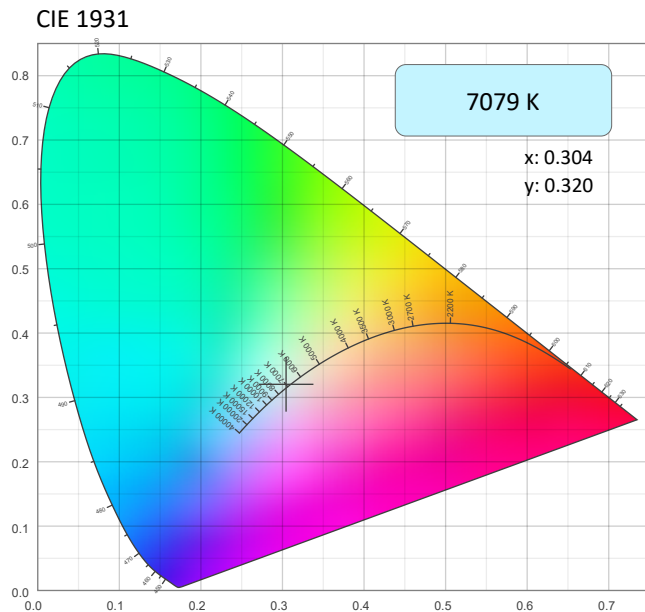
Lux distribution on a surface when lamp is mounted at 10 meters from the surface.

Mounting height: 10 meters / 33 feet

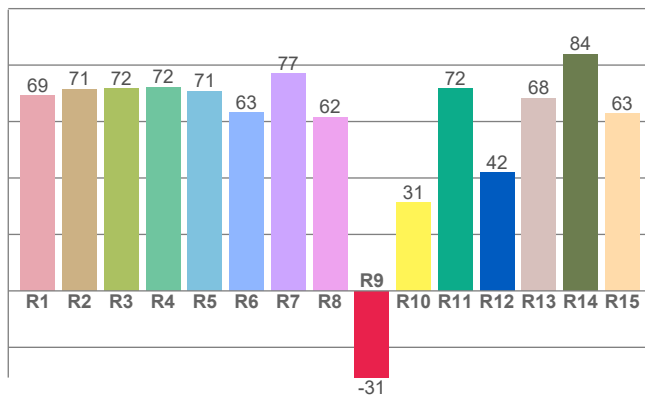
Photometric & Chromaticity Report

Rogue Outcast 3 Spot: Full Spot - Full Power - Fan set to Eco

Chromaticity



CRI: 69.6 (R1-R8)

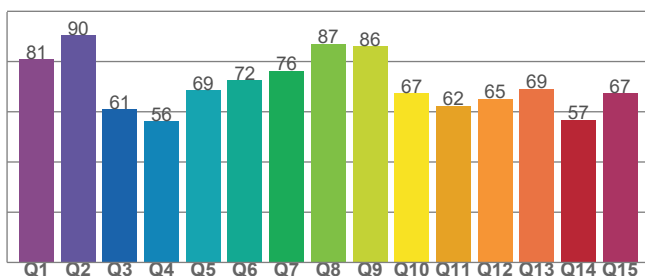


Color Parameters

Color Temperature	Color Coordinate CIE 1931	Color Coordinate CIE 1931
CCT	x	y
7079 K	0.304	0.320

Color Deviation from Black Body Curve	Color Coordinate CIE 1964	Color Coordinate CIE 1964
Δuv	y	u
0.0001	0.320	0.195

CQS: 69.3



Color Rendering Index	Red Component	Color Quality Scale
CRI	CRI - R9	CQS
69.6	-30.7	69.3

Television Lighting Consistency Index	Color Fidelity	Color Gamut
TLCI	TM30 - Rf	TM30 Rg
48	70.1	94.8

Photometric & Chromaticity Report

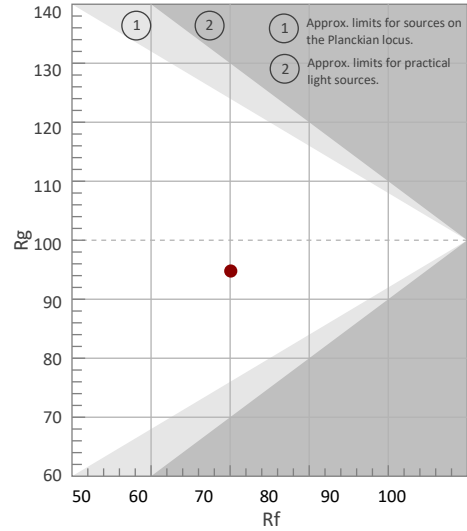
Rogue Outcast 3 Spot: Full Spot - Full Power - Fan set to Eco -

TM-30 Details

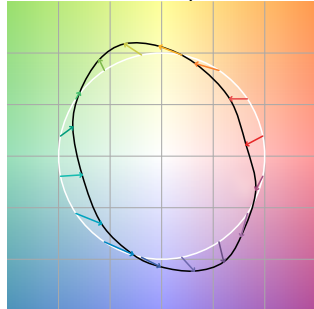
Rf 70.1
Fidelity Index (Rg)

Rg 94.8
Gammut Index (Rg)

Hue Bin	R _f	Graphic shifts (%)	
		Chroma	Hue
1	67	-18%	-5%
2	70	-14%	10%
3	63	-7%	23%
4	63	4%	23%
5	70	14%	14%
6	82	11%	-2%
7	89	0%	-7%
8	76	-10%	-11%
9	76	-21%	3%
10	63	-15%	22%
11	40	-5%	30%
12	67	5%	19%
13	79	15%	9%
14	77	19%	-7%
15	70	7%	-22%
16	75	-4%	-14%



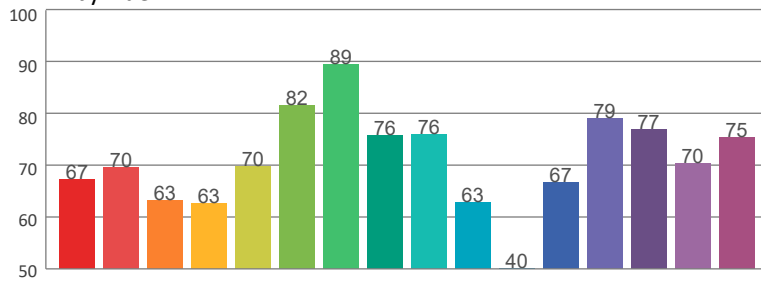
Color Vector Graphic



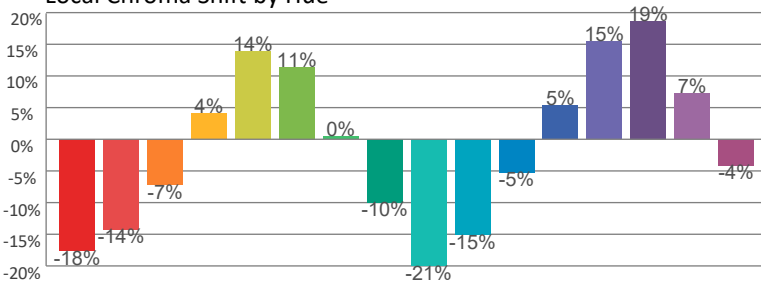
Color Distortion Graphic



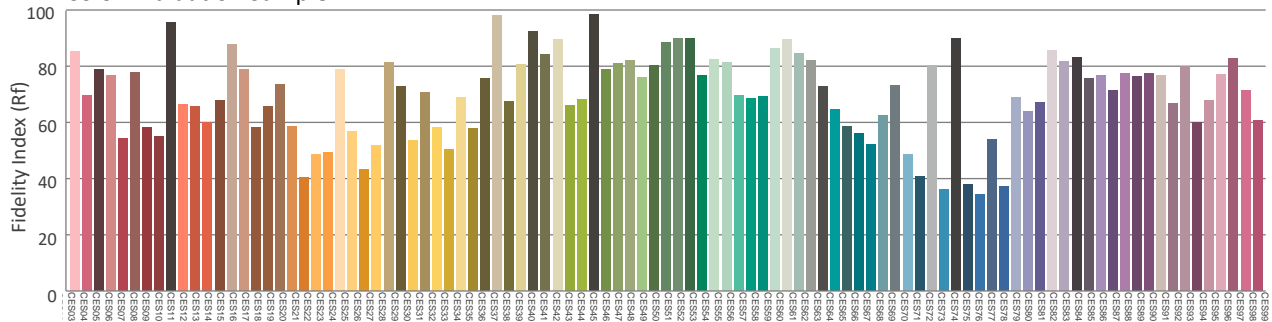
Rf by Hue



Local Chroma Shift by Hue



Color Evaluation Sample



Photometric & Chromaticity Report

Rogue Outcast 3 Spot: Full Spot - Full Power - Fan set to Full

Report Summary

Measurements

Fixture Output: 8121 lm
Fixture Peak: 1450794 cd
Fixture Efficacy: 19 lm/W
Intensity @ 5m: 57474 lux
Color Temperature: 7051 K
CRI: 69.5 CRI R9 Value: -31.5
CQS: 69.3
TLCI: 48
TM-30 Rf: 70.1
TM-30 Rg: 94.7
Beam Angle (50%): 4.5°
Field Angle (10%): 5.8°
Cutoff Angle (3%): 6.5°

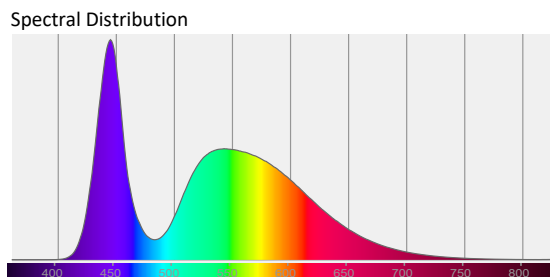
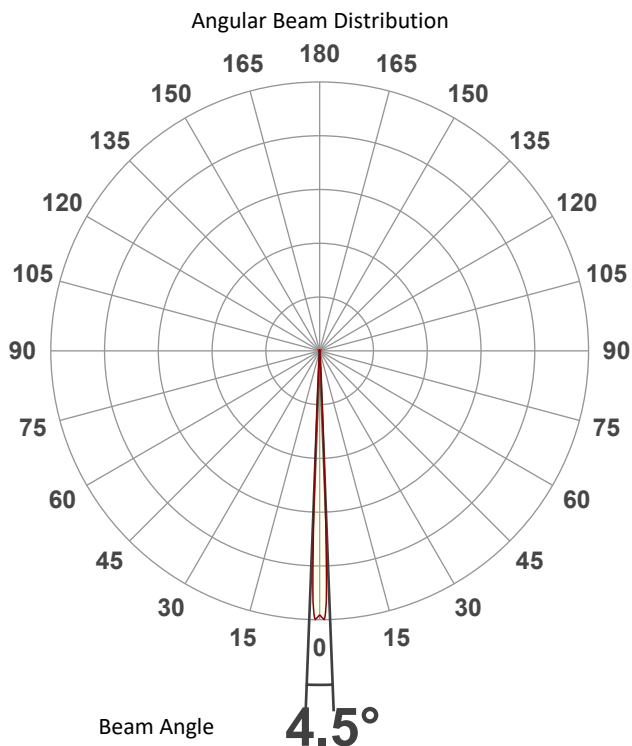


Conditions

AC Supply: 117 V, 60 Hz
Power: 436.71 W
Current: 3.75 A
Power Factor: 1.0

This data sheet conforms to American National Standard E1.9 – 2007 (R2017). All data was measured and calculated by a Viso Systems LabSpion Goniometer at the Chauvet PD Optics Laboratory in Sunrise, FL on 9/28/2022 to LM-63-2002 Standards.


Overall Measurement



Tested Color (CIE 1931):

X: 0.305

Y: 0.321



Light Quality

CRI: 69.5

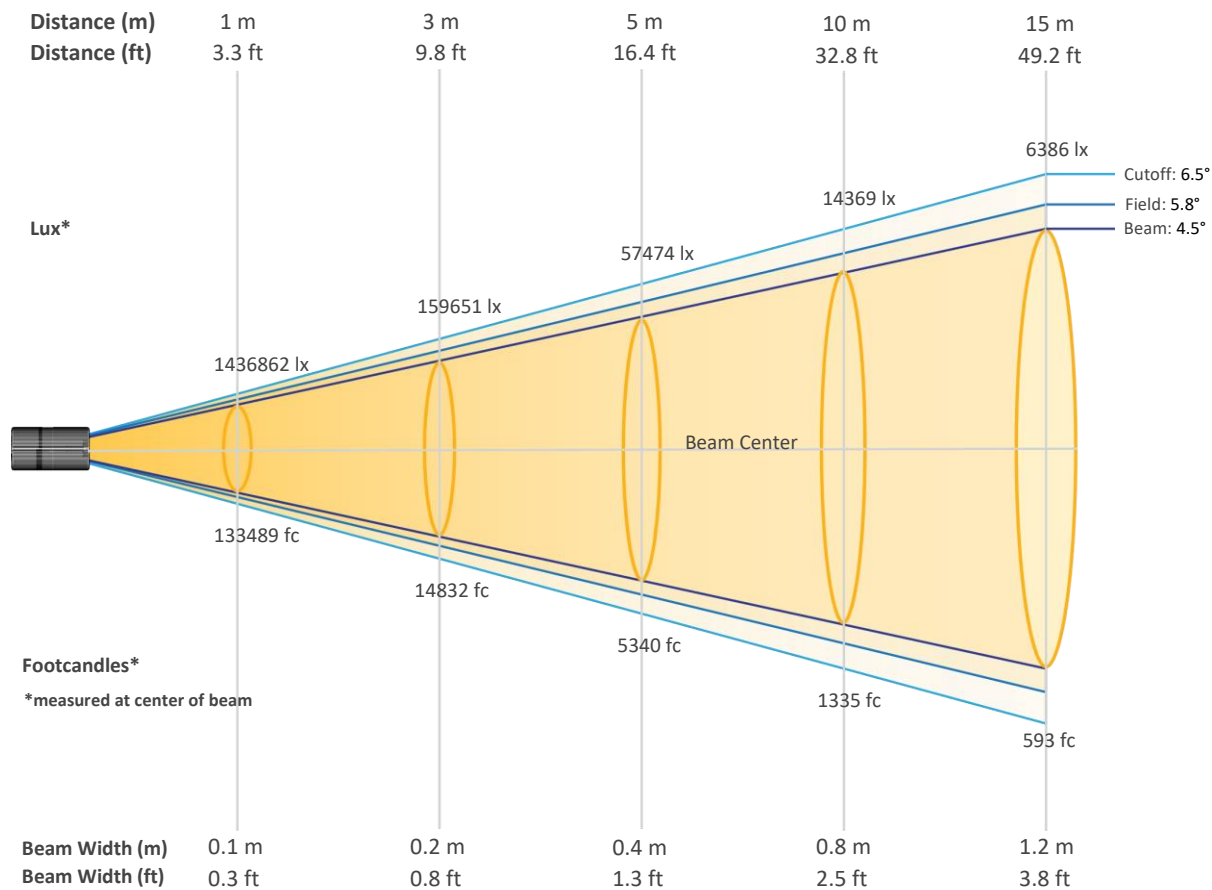
Color Temperature

7051 K

Photometric & Chromaticity Report

Rogue Outcast 3 Spot: Full Spot - Full Power - Fan set to Full

Beam Details

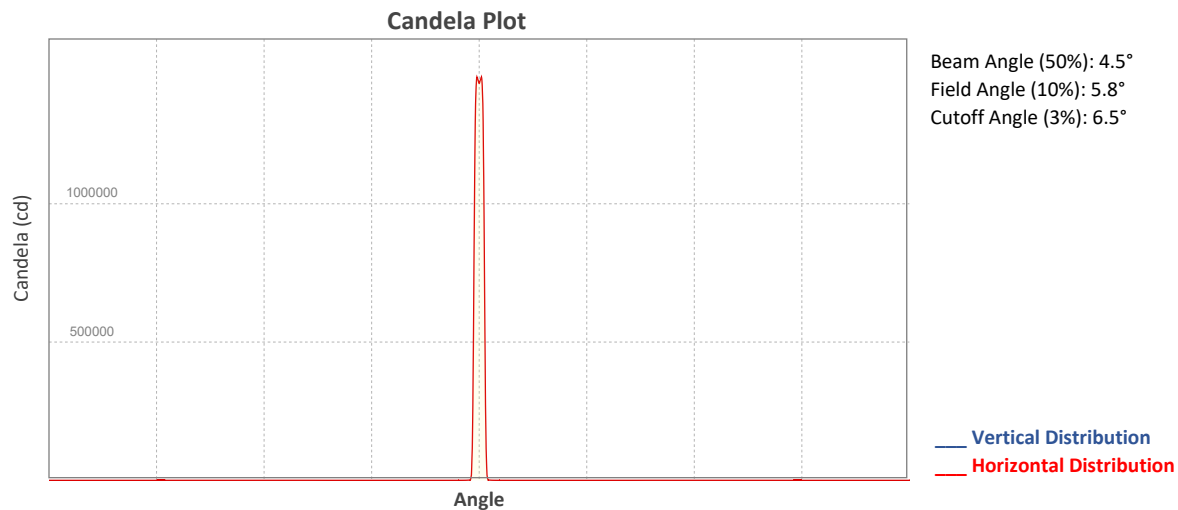


Beam Intensities from 1-20m (3.3-65.6ft)

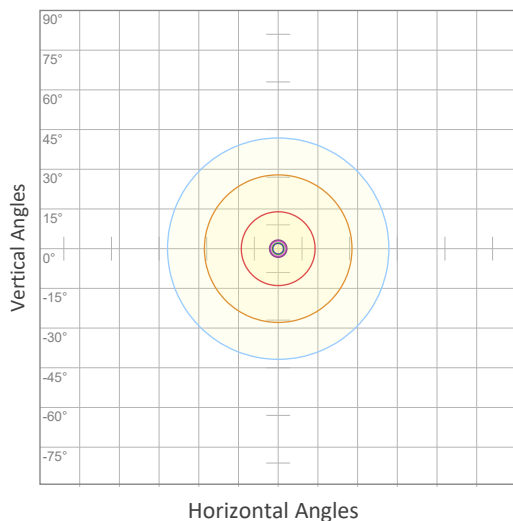
Distance	1m	2m	3m	4m	5m	6m	7m	8m	9m	10m
Lux	1436862	359216	159651	89804	57474	39913	29324	22451	17739	14369
Distance	11m	12m	13m	14m	15m	16m	17m	18m	19m	20m
Lux	11875	9978	8502	7331	6386	5613	4972	4435	3980	3592
Distance	3.3ft	6.6ft	9.8ft	13.1ft	16.4ft	19.7ft	23ft	26.2ft	29.5ft	32.8ft
FC	133489	33372	14832	8343	5340	3708	2724	2086	1648	1335
Distance	36.1ft	39.4ft	42.7ft	45.9ft	49.2ft	52.5ft	55.8ft	59.1ft	62.3ft	65.6ft
FC	1103	927	790	681	593	521	462	412	370	334

Photometric & Chromaticity Report

Rogue Outcast 3 Spot: Full Spot - Full Power - Fan set to Full



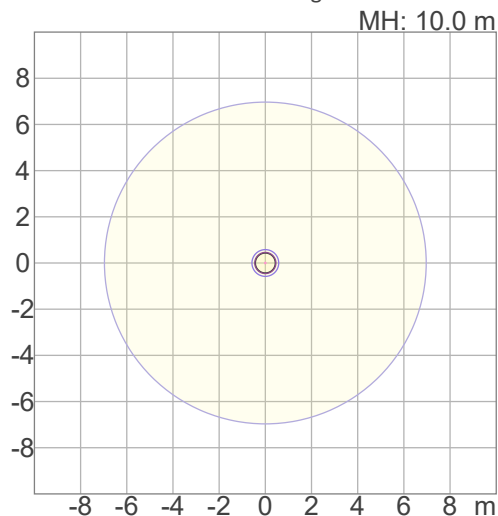
ISO Diagrams



ISO Candela Diagram

10%	143686 cd
20%	287372 cd
30%	431059 cd
40%	574745 cd
50%	718431 cd
60%	862117 cd
70%	1005804 cd
80%	1149490 cd
90%	1293176 cd

Conditions:
 Number of c-planes: 2
 Candela at center: 1436862 cd



ISO Lux Diagram

3%	431 lx
5%	718 lx
10%	1437 lx
30%	4311 lx
50%	7184 lx

Conditions:
 Number of c-planes: 2
 Candela at center: 14.4K lx

Lux distribution on a surface when lamp is mounted at 10 meters from the surface.

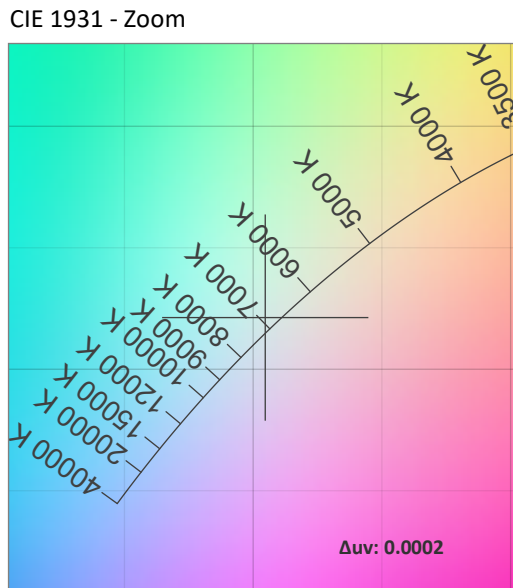
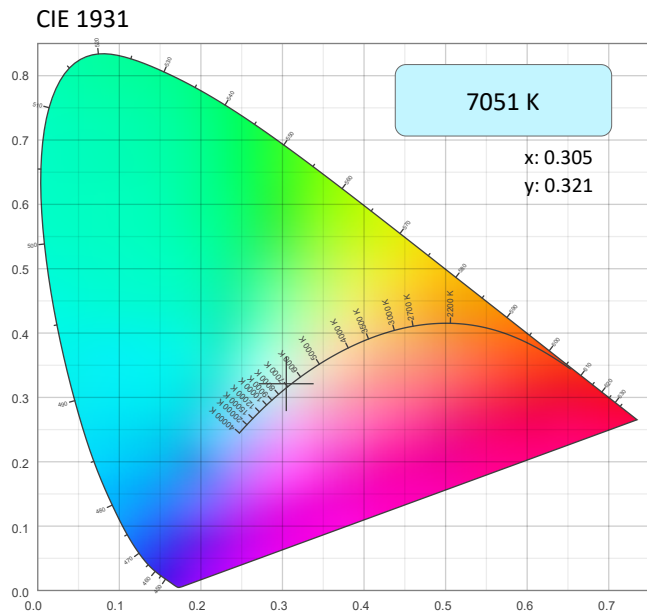
Mounting height: 10 meters / 33 feet



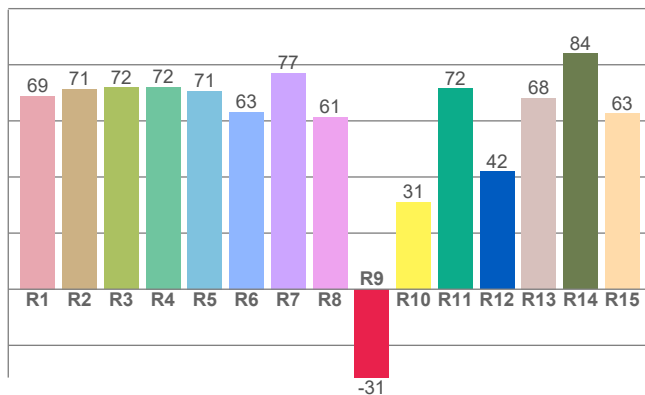
Photometric & Chromaticity Report

Rogue Outcast 3 Spot: Full Spot - Full Power - Fan set to Full

Chromaticity



CRI: 69.5 (R1-R8)

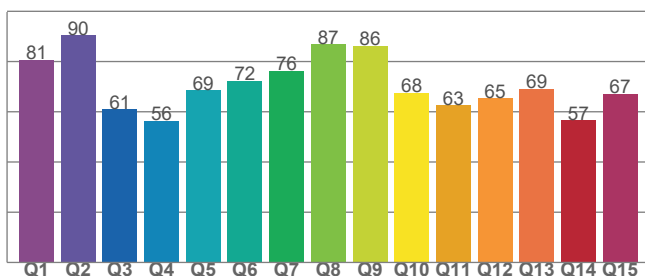


Color Parameters

Color Temperature	Color Coordinate CIE 1931	Color Coordinate CIE 1931
CCT	x	y
7051 K	0.305	0.321

Color Deviation from Black Body Curve	Color Coordinate CIE 1964	Color Coordinate CIE 1964
Δuv	y	u
0.0002	0.321	0.195

CQS: 69.3



Color Rendering Index	Red Component	Color Quality Scale
CRI	CRI - R9	CQS
69.5	-31.5	69.3

Television Lighting Consistency Index	Color Fidelity	Color Gamut
TLCI	TM30 - Rf	TM30 Rg
48	70.1	94.7

Photometric & Chromaticity Report

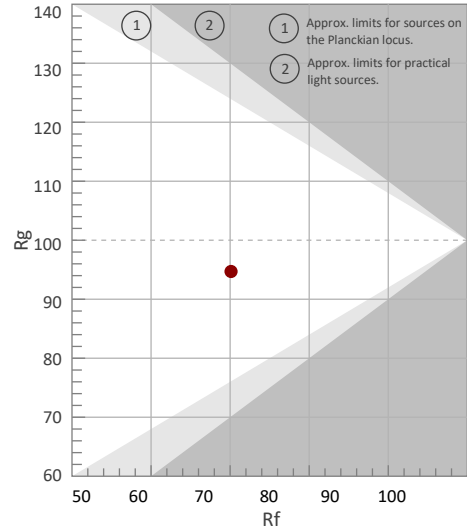
Rogue Outcast 3 Spot: Full Spot - Full Power - Fan set to Full

TM-30 Details

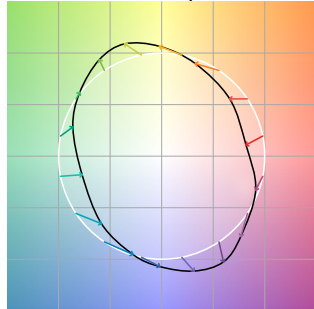
Rf 70.1
Fidelity Index (Rg)

Rg 94.7
Gammut Index (Rg)


Hue Bin	R _f	Graphic shifts (%)	
		Chroma	Hue
1	67	-18%	-5%
2	70	-14%	9%
3	63	-7%	23%
4	63	4%	23%
5	70	14%	14%
6	82	11%	-2%
7	89	0%	-7%
8	76	-10%	-11%
9	76	-21%	3%
10	63	-15%	22%
11	40	-5%	30%
12	67	5%	19%
13	79	15%	9%
14	77	19%	-7%
15	70	7%	-22%
16	75	-4%	-14%



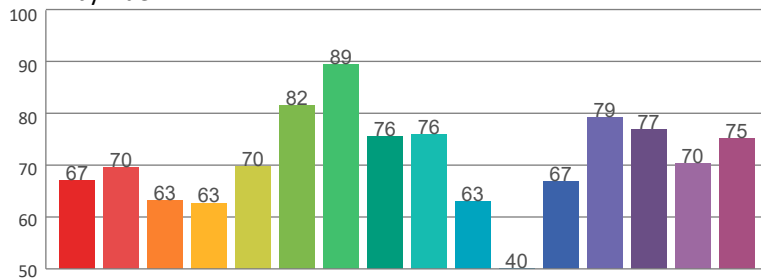
Color Vector Graphic



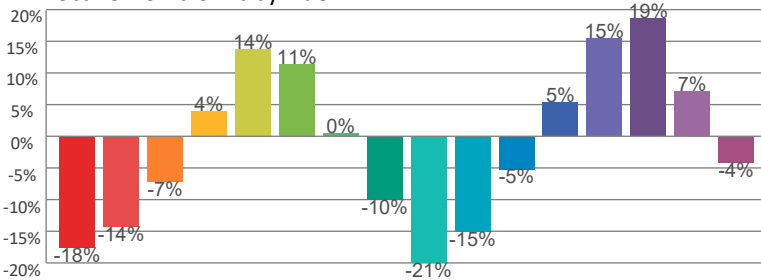
Color Distortion Graphic



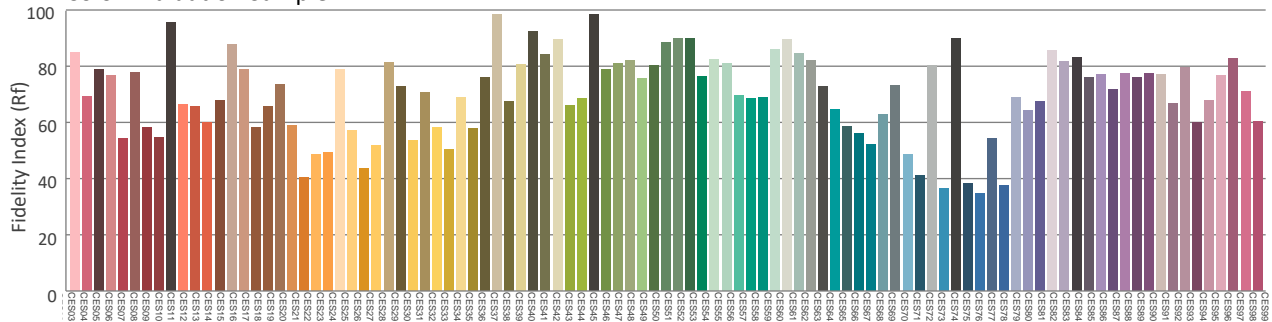
Rf by Hue



Local Chroma Shift by Hue



Color Evaluation Sample



Photometric & Chromaticity Report

Rogue Outcast 3 Spot: 50% Zoom - Full Power - Fan set to Full

Report Summary

Measurements

Fixture Output: 14677 lm
Fixture Peak: 330687 cd
Fixture Efficacy: 34 lm/W
Intensity @ 5m: 13217 lux
Color Temperature: 7178 K
CRI: 70.0 CRI R9 Value: -27.7
CQS: 69.2
TLCI: 48
TM-30 Rf: 70.0
TM-30 Rg: 95.1
Beam Angle (50%): 12.9°
Field Angle (10%): 15.5°
Cutoff Angle (3%): 17.3°

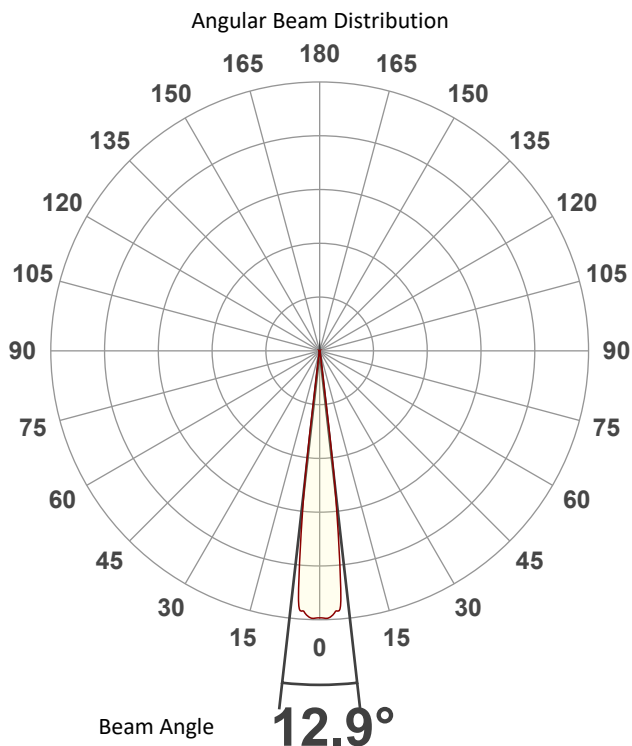


Conditions

AC Supply: 116 V, 60.1 Hz
Power: 438.67 W
Current: 3.77 A
Power Factor: 1.0

This data sheet conforms to American National Standard E1.9 – 2007 (R2017). All data was measured and calculated by a Viso Systems LabSpion Goniometer at the Chauvet PD Optics Laboratory in Sunrise, FL on 9/28/2022 to LM-63-2002 Standards.


Overall Measurement



Tested Color (CIE 1931):

X: 0.303

Y: 0.317



Light Quality

CRI: 70.0

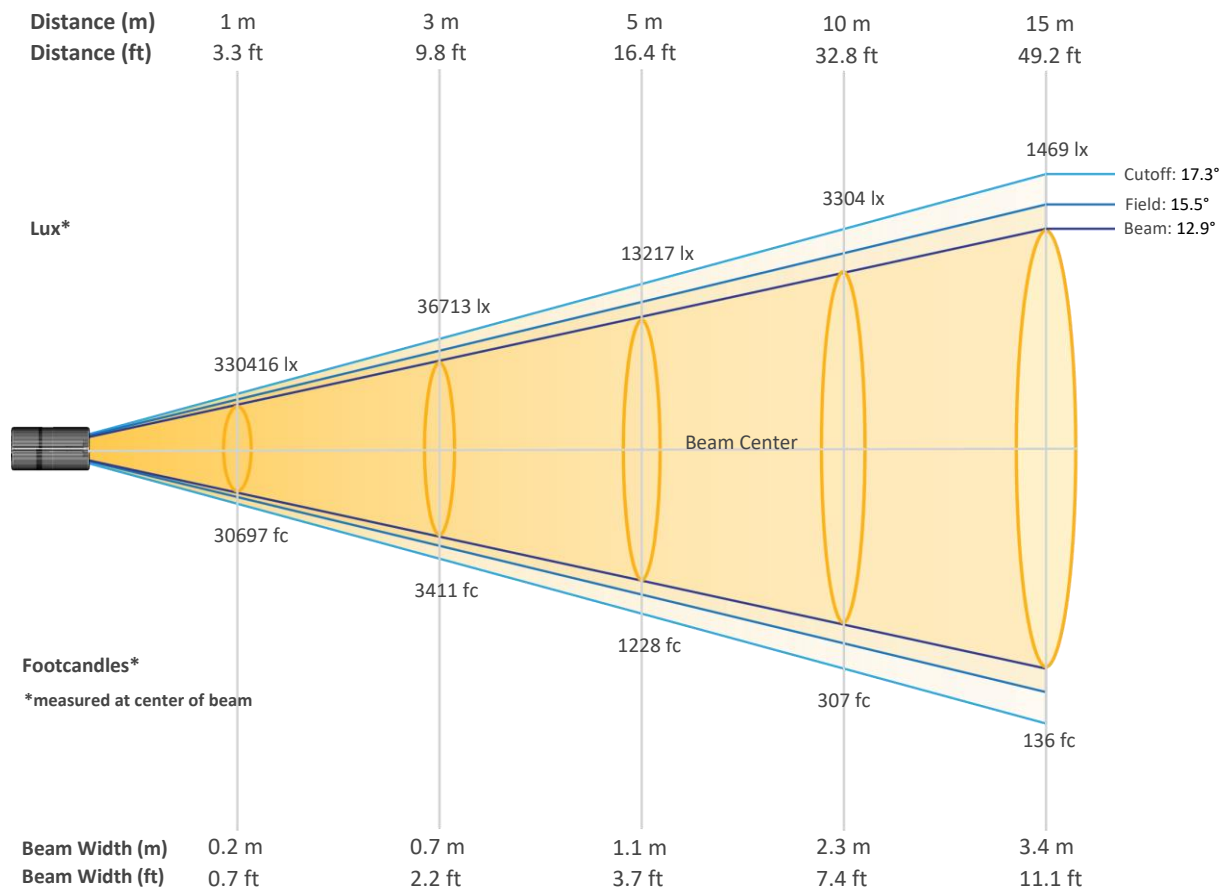
Color Temperature

7178 K

Photometric & Chromaticity Report

Rogue Outcast 3 Spot: 50% Zoom - Full Power - Fan set to Full

Beam Details

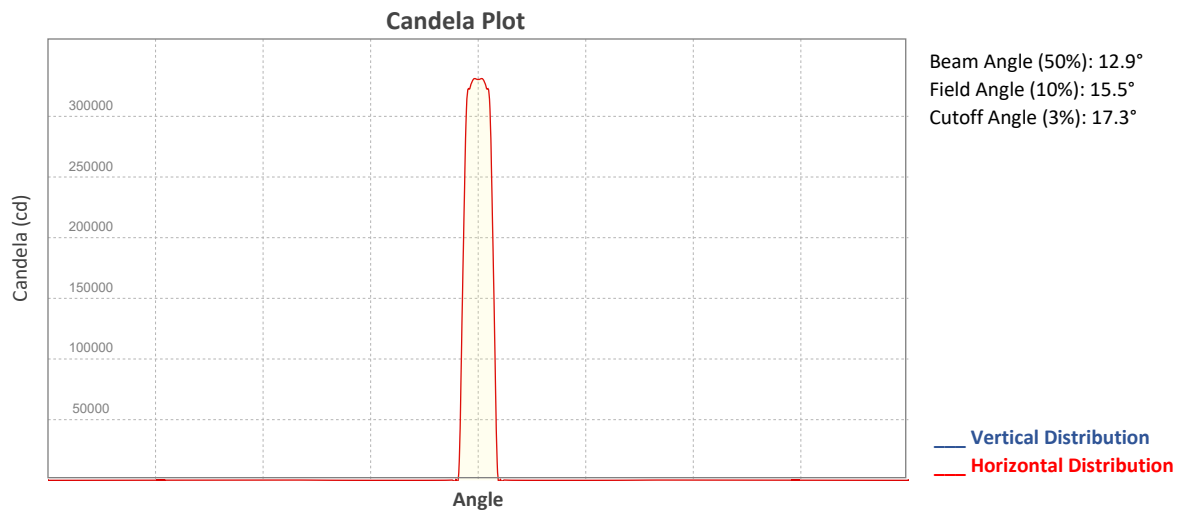


Beam Intensities from 1-20m (3.3-65.6ft)

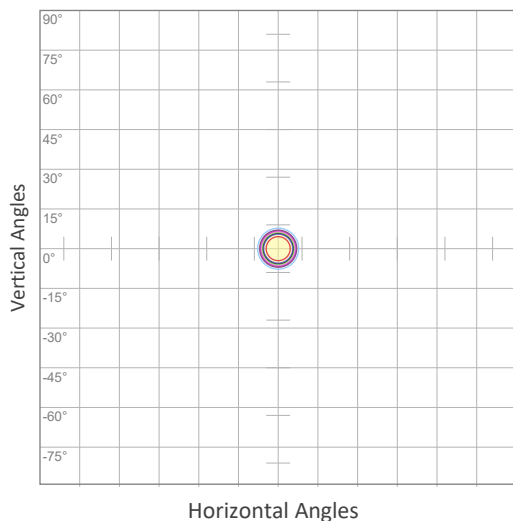
Distance	1m	2m	3m	4m	5m	6m	7m	8m	9m	10m
Lux	330416	82604	36713	20651	13217	9178	6743	5163	4079	3304
Distance	11m	12m	13m	14m	15m	16m	17m	18m	19m	20m
Lux	2731	2295	1955	1686	1469	1291	1143	1020	915	826
Distance	3.3ft	6.6ft	9.8ft	13.1ft	16.4ft	19.7ft	23ft	26.2ft	29.5ft	32.8ft
FC	30697	7674	3411	1919	1228	853	626	480	379	307
Distance	36.1ft	39.4ft	42.7ft	45.9ft	49.2ft	52.5ft	55.8ft	59.1ft	62.3ft	65.6ft
FC	254	213	182	157	136	120	106	95	85	77

Photometric & Chromaticity Report

Rogue Outcast 3 Spot: 50% Zoom - Full Power - Fan set to Full



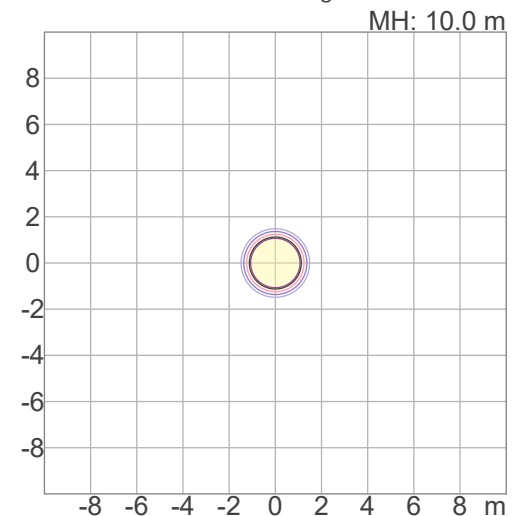
ISO Diagrams



ISO Candela Diagram

10%	33042 cd
20%	66083 cd
30%	99125 cd
40%	132167 cd
50%	165208 cd
60%	198250 cd
70%	231291 cd
80%	264333 cd
90%	297375 cd

Conditions:
 Number of c-planes: 2
 Candela at center: 330416 cd



ISO Lux Diagram

3%	99.1 lx
5%	165 lx
10%	330 lx
30%	991 lx
50%	1652 lx

Conditions:
 Number of c-planes: 2
 Candela at center: 3304 lx

Lux distribution on a surface when lamp is mounted at 10 meters from the surface.

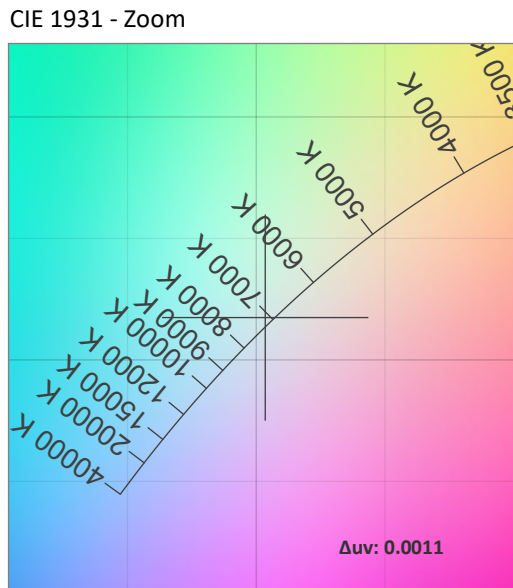
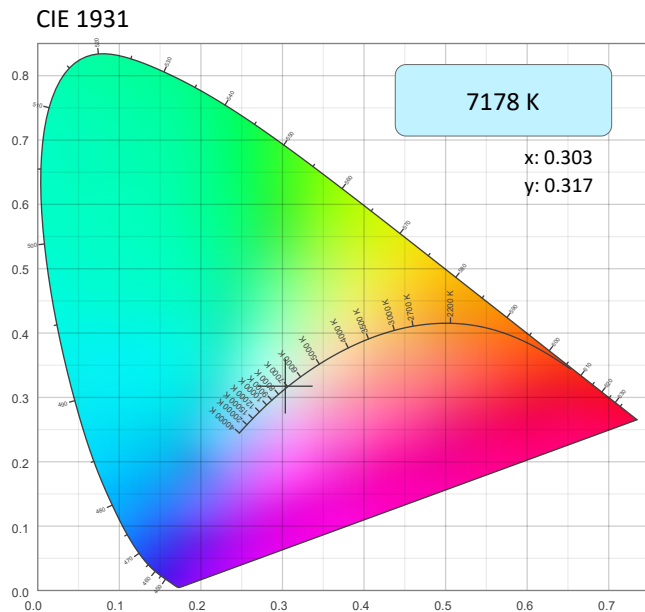
Mounting height: 10 meters / 33 feet



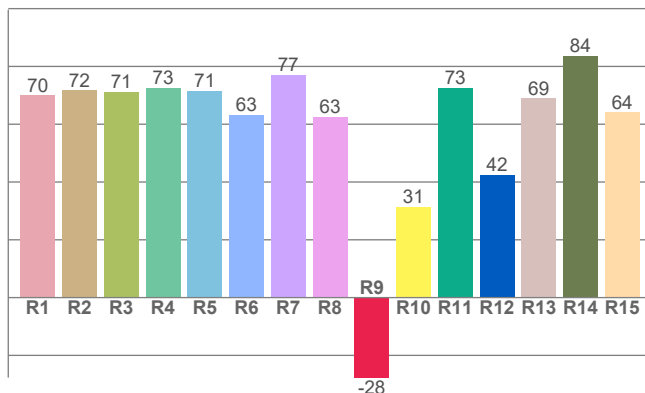
Photometric & Chromaticity Report

Rogue Outcast 3 Spot: 50% Zoom - Full Power - Fan set to Full

Chromaticity



CRI: 70.0 (R1-R8)

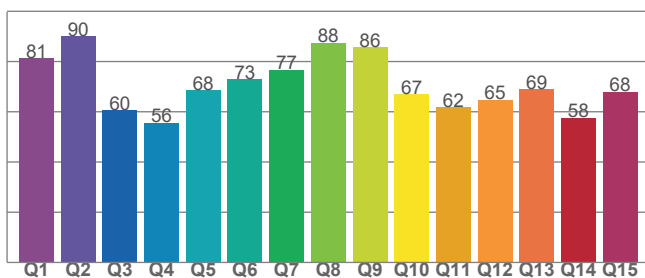


Color Parameters

Color Temperature	Color Coordinate CIE 1931	Color Coordinate CIE 1931
CCT	x	y
7178 K	0.303	0.317

Color Deviation from Black Body Curve	Color Coordinate CIE 1964	Color Coordinate CIE 1964
Δuv	y	u
0.0011	0.317	0.196

CQS: 69.2



Color Rendering Index	Red Component	Color Quality Scale
CRI	CRI - R9	CQS
70.0	-27.7	69.2

Television Lighting Consistency Index	Color Fidelity	Color Gamut
TLCI	TM30 - Rf	TM30 Rg
48	70.0	95.1

Photometric & Chromaticity Report

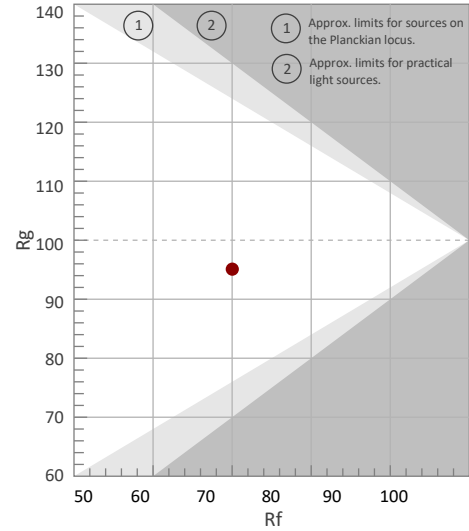
Rogue Outcast 3 Spot: 50% Zoom - Full Power - Fan set to Full

TM-30 Details

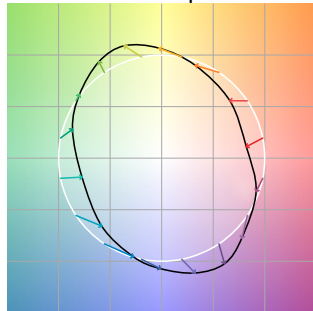
Rf 70.0
Fidelity Index (Rg)

Rg 95.1
Gammut Index (Rg)

Hue Bin	R _f	Graphic shifts (%)	
		Chroma	Hue
1	68	-17%	-5%
2	70	-14%	10%
3	63	-7%	23%
4	62	4%	23%
5	69	14%	14%
6	81	12%	-1%
7	90	1%	-7%
8	76	-10%	-11%
9	76	-21%	3%
10	62	-15%	22%
11	39	-5%	30%
12	66	5%	20%
13	79	16%	10%
14	77	19%	-6%
15	71	8%	-21%
16	76	-4%	-14%



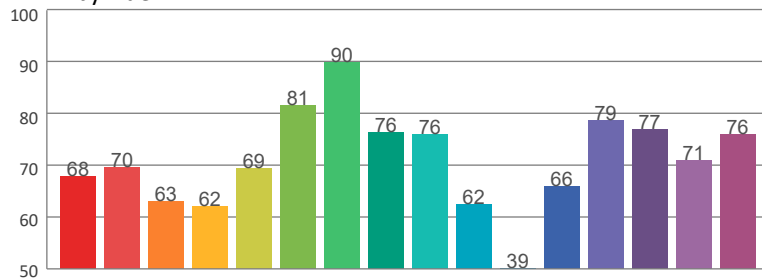
Color Vector Graphic



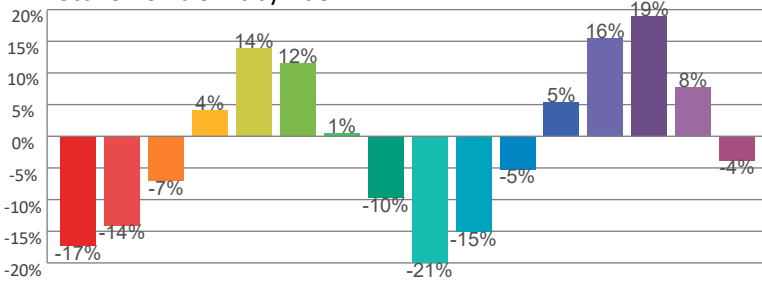
Color Distortion Graphic



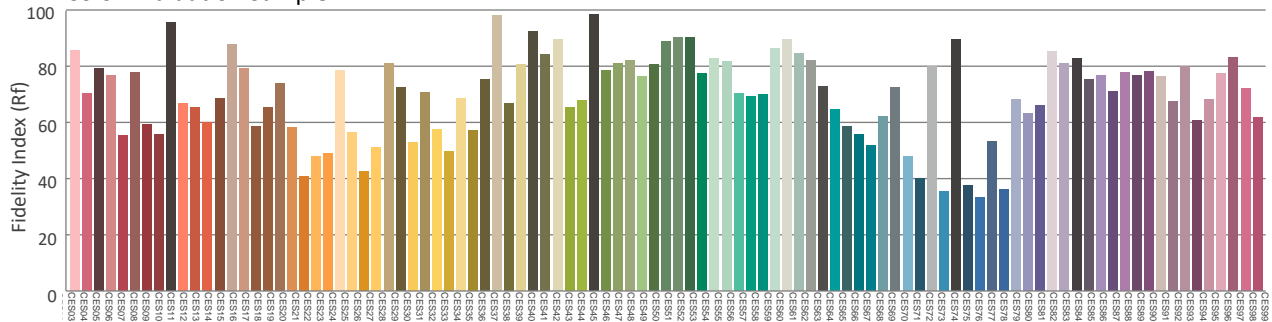
Rf by Hue



Local Chroma Shift by Hue



Color Evaluation Sample



Photometric & Chromaticity Report

Rogue Outcast 3 Spot: 50% Zoom - Full Power - Fan set to Auto

Report Summary

Measurements

Fixture Output: 14713 lm
Fixture Peak: 330125 cd
Fixture Efficacy: 34 lm/W
Intensity @ 5m: 13205 lux
Color Temperature: 7185 K
CRI: 70.0 CRI R9 Value: -27.4
CQS: 69.3
TLCI: 48
TM-30 Rf: 70.1
TM-30 Rg: 95.1
Beam Angle (50%): 13.1°
Field Angle (10%): 14.8°
Cutoff Angle (3%): 17°

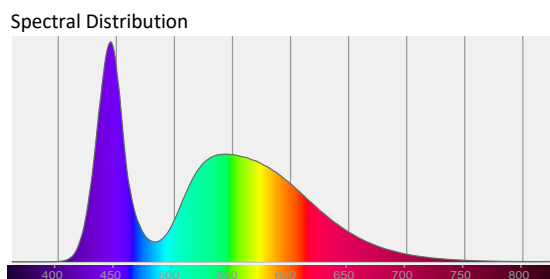
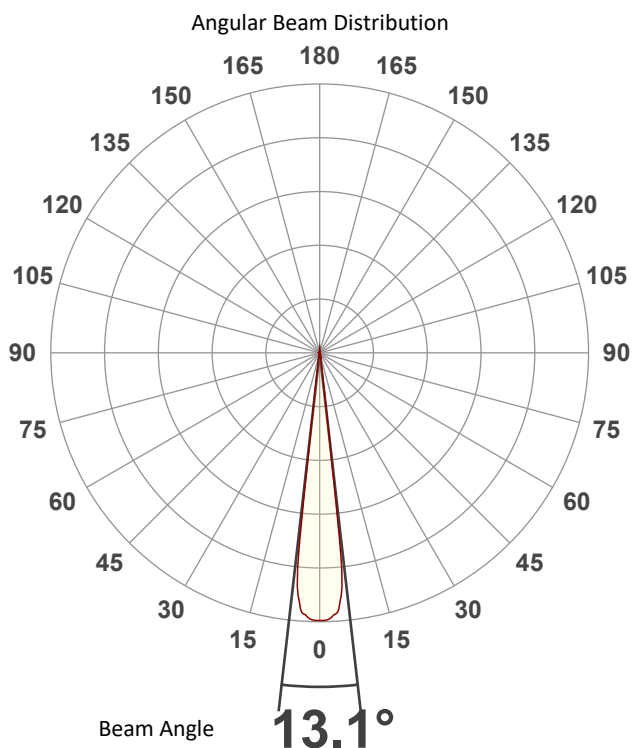


Conditions

AC Supply: 117 V, 60.1 Hz
Power: 438.95 W
Current: 3.77 A
Power Factor: 1.0

This data sheet conforms to American National Standard E1.9 – 2007 (R2017). All data was measured and calculated by a Viso Systems LabSpion Goniometer at the Chauvet PD Optics Laboratory in Sunrise, FL on 9/28/2022 to LM-63-2002 Standards.


Overall Measurement



Tested Color (CIE 1931):

X: 0.303

Y: 0.317



Light Quality

CRI: 70.0

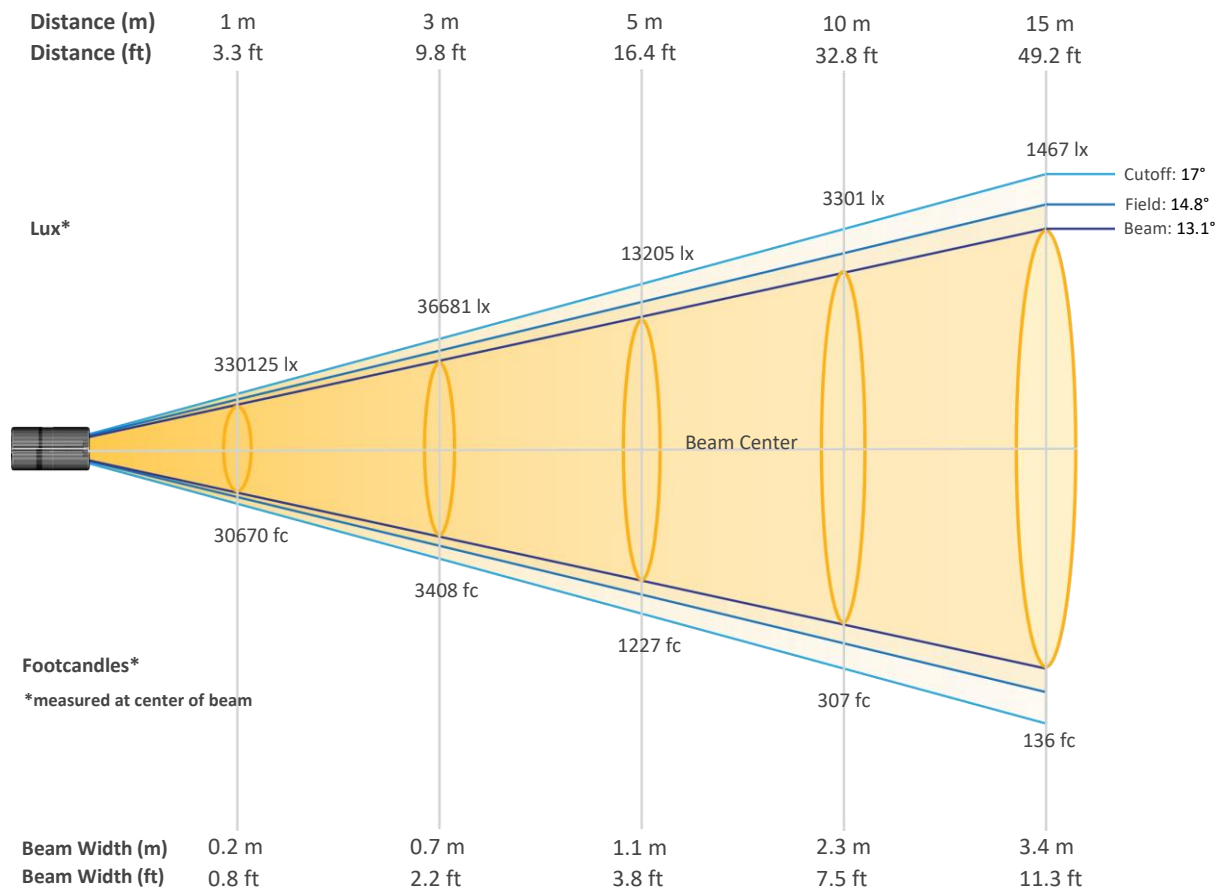
Color Temperature

7185 K

Photometric & Chromaticity Report

Rogue Outcast 3 Spot: 50% Zoom - Full Power - Fan set to Auto

Beam Details

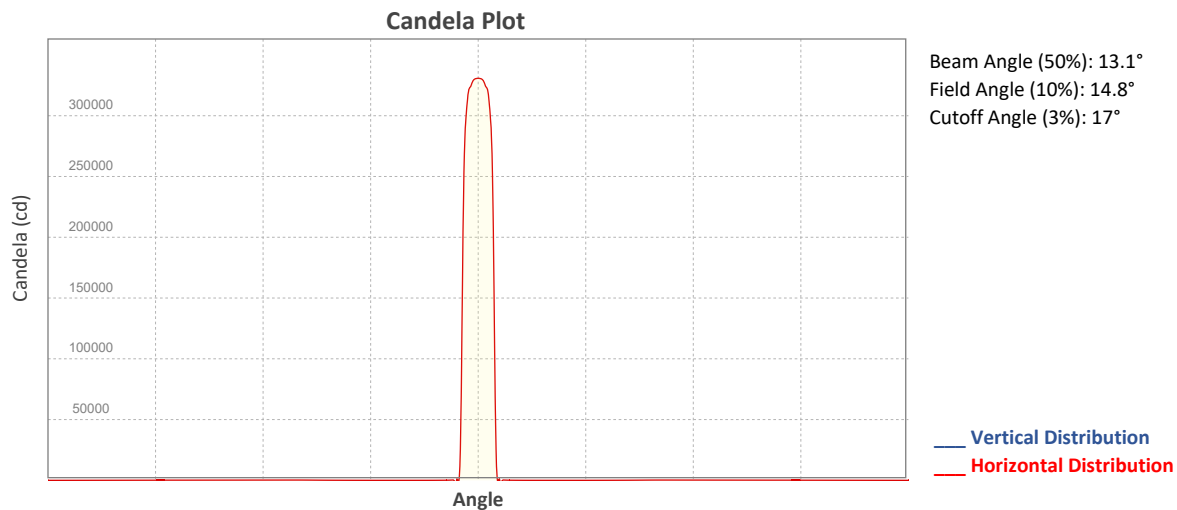


Beam Intensities from 1-20m (3.3-65.6ft)

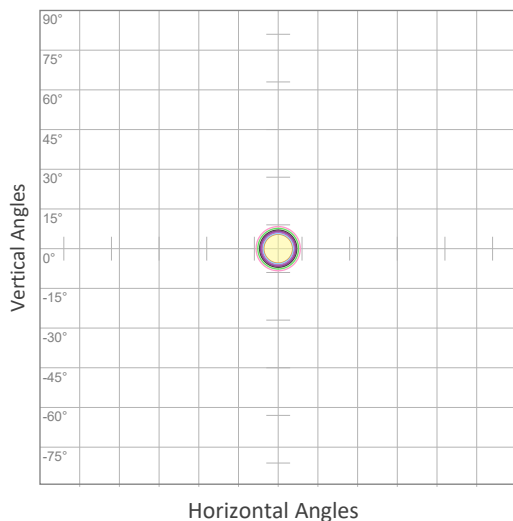
Distance	1m	2m	3m	4m	5m	6m	7m	8m	9m	10m
Lux	330125	82531	36681	20633	13205	9170	6737	5158	4076	3301
Distance	11m	12m	13m	14m	15m	16m	17m	18m	19m	20m
Lux	2728	2293	1953	1684	1467	1290	1142	1019	914	825
Distance	3.3ft	6.6ft	9.8ft	13.1ft	16.4ft	19.7ft	23ft	26.2ft	29.5ft	32.8ft
FC	30670	7667	3408	1917	1227	852	626	479	379	307
Distance	36.1ft	39.4ft	42.7ft	45.9ft	49.2ft	52.5ft	55.8ft	59.1ft	62.3ft	65.6ft
FC	253	213	181	156	136	120	106	95	85	77

Photometric & Chromaticity Report

Rogue Outcast 3 Spot: 50% Zoom - Full Power - Fan set to Auto



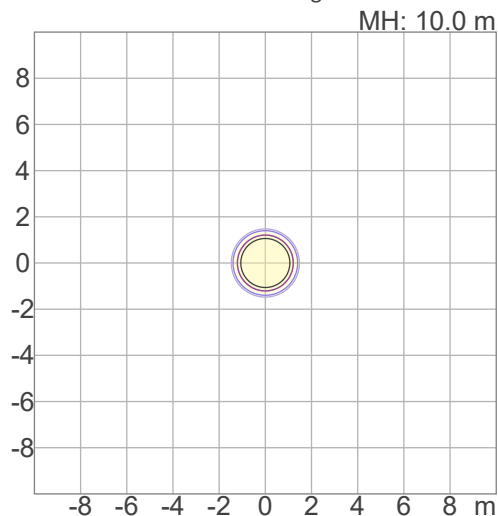
ISO Diagrams



ISO Candela Diagram

10%	33013 cd
20%	66025 cd
30%	99038 cd
40%	132050 cd
50%	165063 cd
60%	198075 cd
70%	231088 cd
80%	264100 cd
90%	297113 cd

Conditions:
 Number of c-planes: 2
 Candela at center: 330125 cd



ISO Lux Diagram

3%	99.0 lx
5%	165 lx
10%	330 lx
30%	990 lx
50%	1651 lx

Conditions:
 Number of c-planes: 2
 Candela at center: 3301 lx

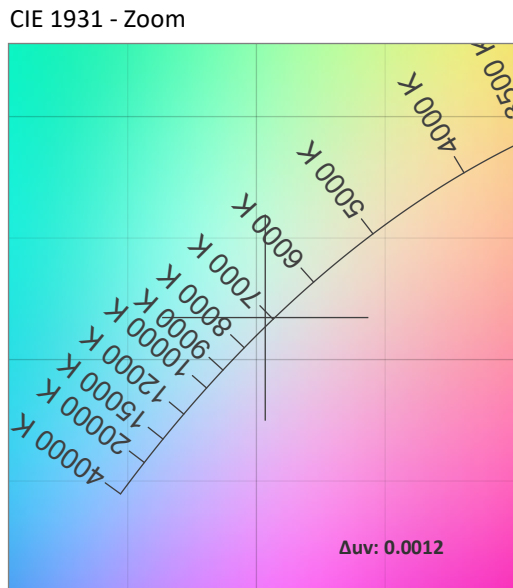
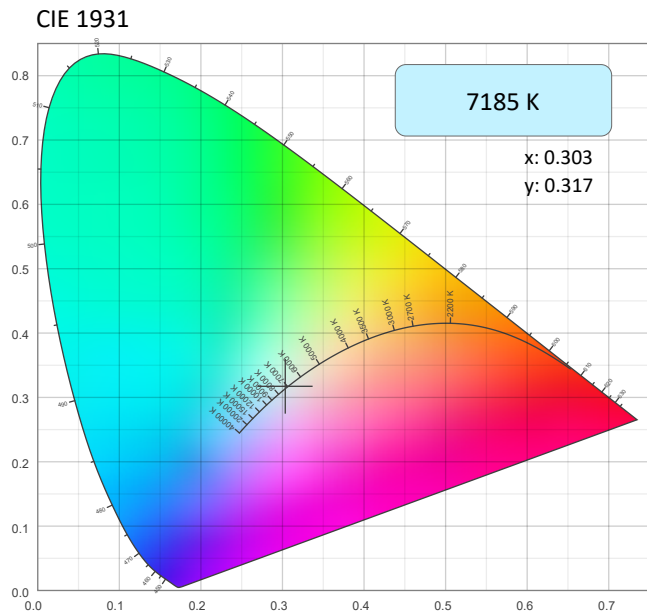
Lux distribution on a surface when lamp is mounted at 10 meters from the surface.

Mounting height: 10 meters / 33 feet

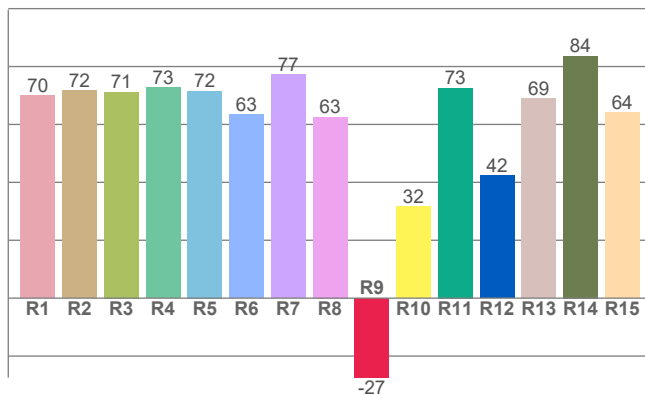
Photometric & Chromaticity Report

Rogue Outcast 3 Spot: 50% Zoom - Full Power - Fan set to Auto

Chromaticity



CRI: 70.0 (R1-R8)

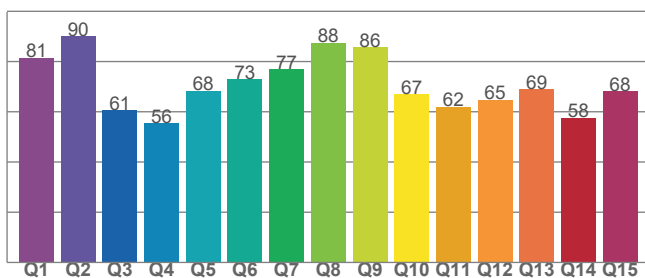


Color Parameters

Color Temperature	Color Coordinate CIE 1931	Color Coordinate CIE 1931
CCT	x	y
7185 K	0.303	0.317

Color Deviation from Black Body Curve	Color Coordinate CIE 1964	Color Coordinate CIE 1964
Δuv	y	u
0.0012	0.317	0.196

CQS: 69.3



Color Rendering Index	Red Component	Color Quality Scale
CRI	CRI - R9	CQS
70.0	-27.4	69.3

Television Lighting Consistency Index	Color Fidelity	Color Gamut
TLCI	TM30 - Rf	TM30 Rg
48	70.1	95.1

Photometric & Chromaticity Report

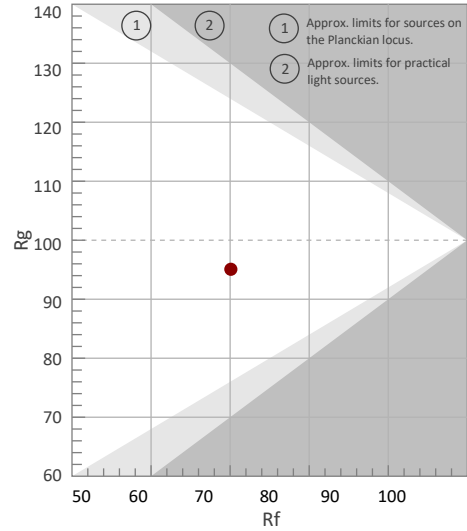
Rogue Outcast 3 Spot: 50% Zoom - Full Power - Fan set to Auto

TM-30 Details

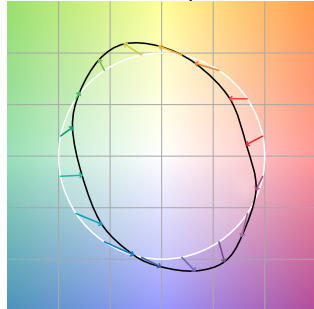
Rf 70.1
Fidelity Index (Rg)

Rg 95.1
Gammut Index (Rg)

Hue Bin	R _f	Graphic shifts (%)	
		Chroma	Hue
1	68	-17%	-5%
2	70	-14%	10%
3	63	-7%	23%
4	62	4%	23%
5	69	14%	14%
6	82	11%	-1%
7	90	0%	-7%
8	76	-10%	-11%
9	76	-21%	3%
10	62	-15%	23%
11	39	-5%	30%
12	66	5%	20%
13	79	16%	10%
14	77	19%	-6%
15	71	8%	-21%
16	76	-4%	-14%



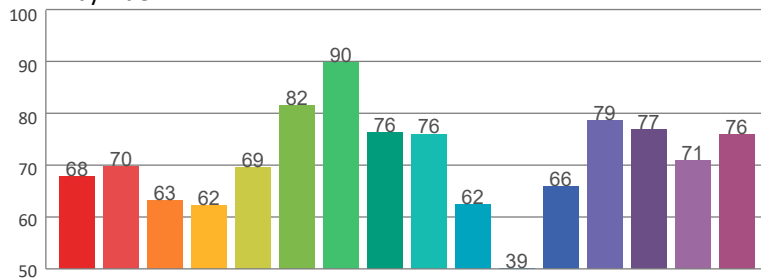
Color Vector Graphic



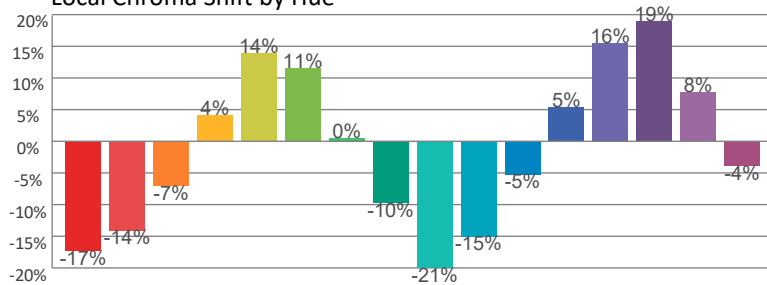
Color Distortion Graphic



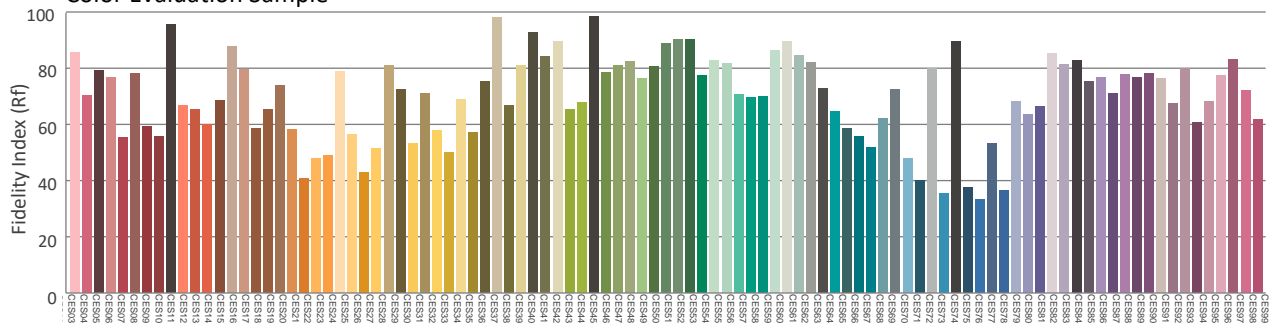
Rf by Hue



Local Chroma Shift by Hue



Color Evaluation Sample



Photometric & Chromaticity Report

Rogue Outcast 3 Spot: 50% Zoom - Full Power - Fan set to Eco

Report Summary

Measurements

Fixture Output: 14538 lm
Fixture Peak: 333920 cd
Fixture Efficacy: 33 lm/W
Intensity @ 5m: 13357 lux
Color Temperature: 7191 K
CRI: 69.9 CRI R9 Value: -27.6
CQS: 69.2
TLCI: 47
TM-30 Rf: 69.9
TM-30 Rg: 95.1
Beam Angle (50%): 12.9°
Field Angle (10%): 14.7°
Cutoff Angle (3%): 15.6°

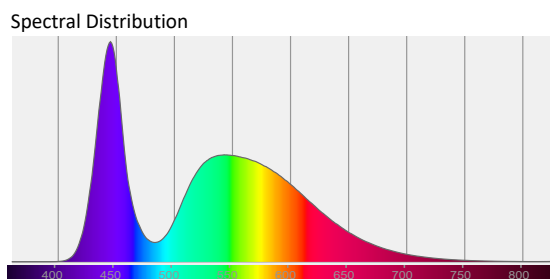
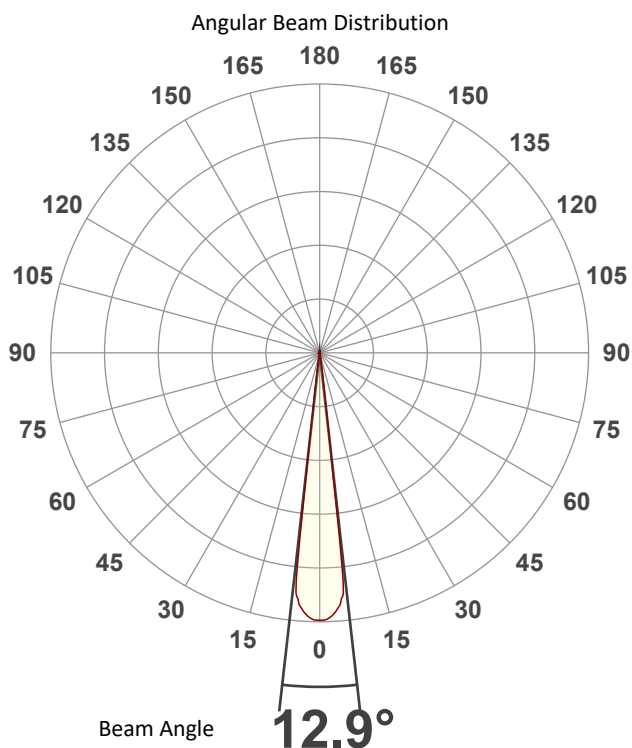


Conditions

AC Supply: 117 V, 60 Hz
Power: 440.06 W
Current: 3.77 A
Power Factor: 1.0

This data sheet conforms to American National Standard E1.9 – 2007 (R2017). All data was measured and calculated by a Viso Systems LabSpion Goniometer at the Chauvet PD Optics Laboratory in Sunrise, FL on 9/28/2022 to LM-63-2002 Standards.


Overall Measurement



Tested Color (CIE 1931):

X: 0.303

Y: 0.317



Light Quality

CRI: 69.9

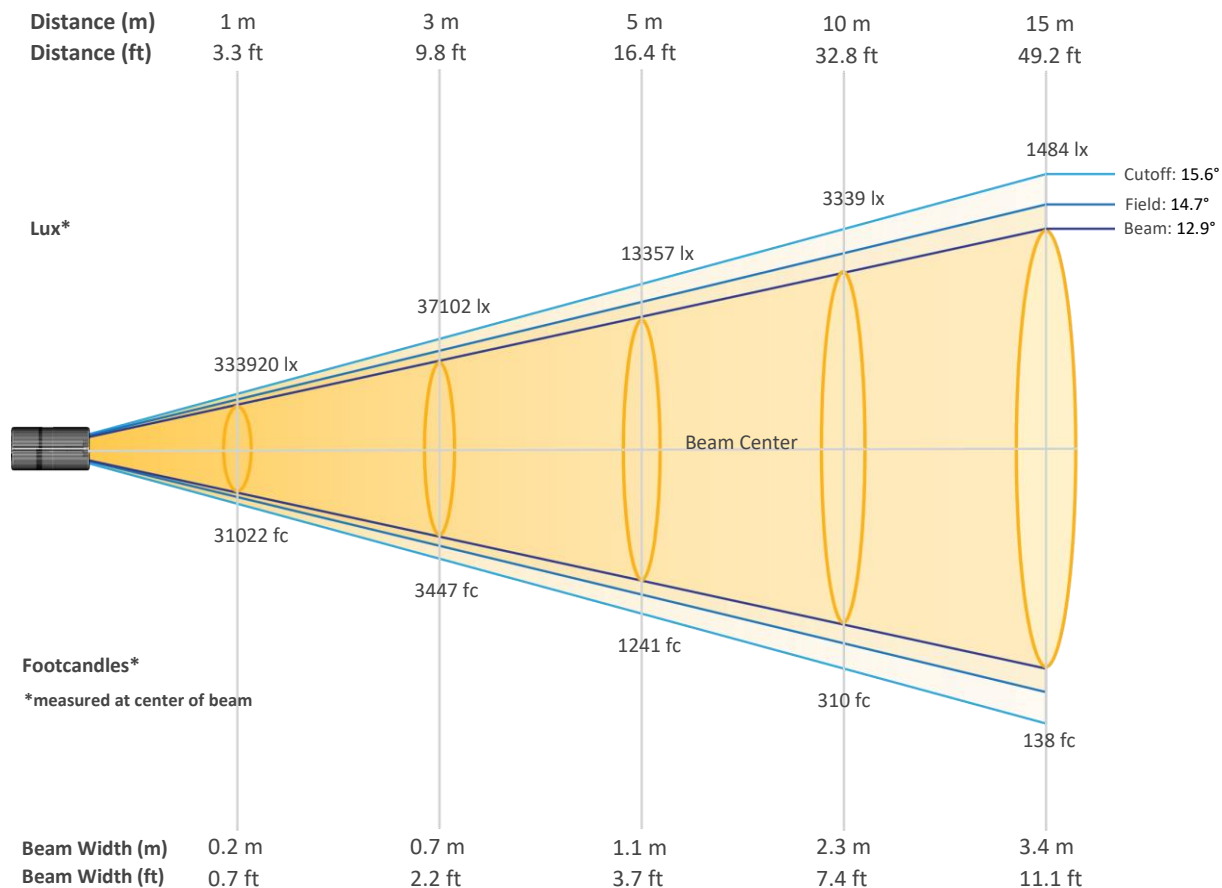
Color Temperature

7191 K

Photometric & Chromaticity Report

Rogue Outcast 3 Spot: 50% Zoom - Full Power - Fan set to Eco

Beam Details

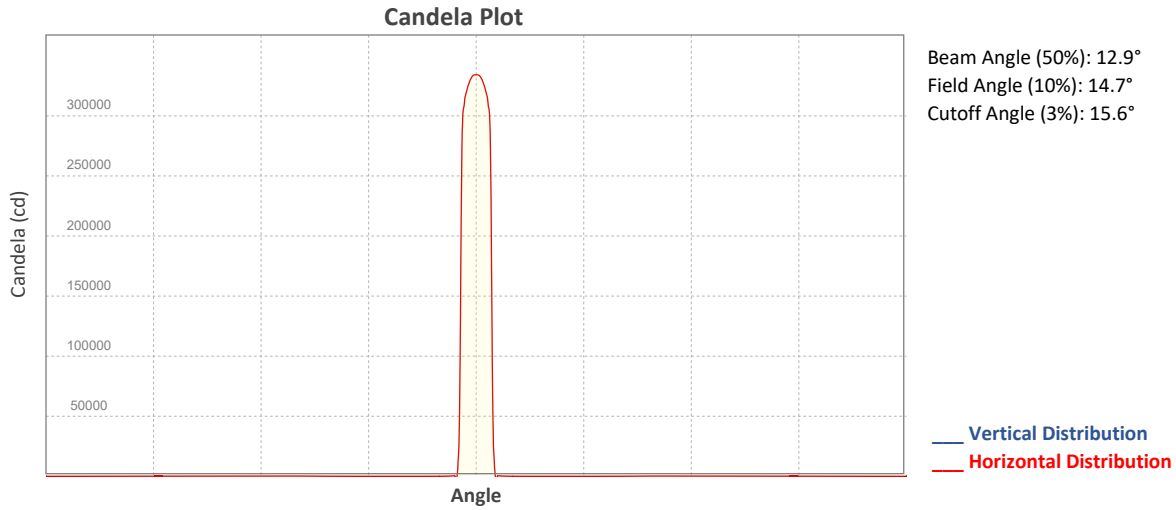


Beam Intensities from 1-20m (3.3-65.6ft)

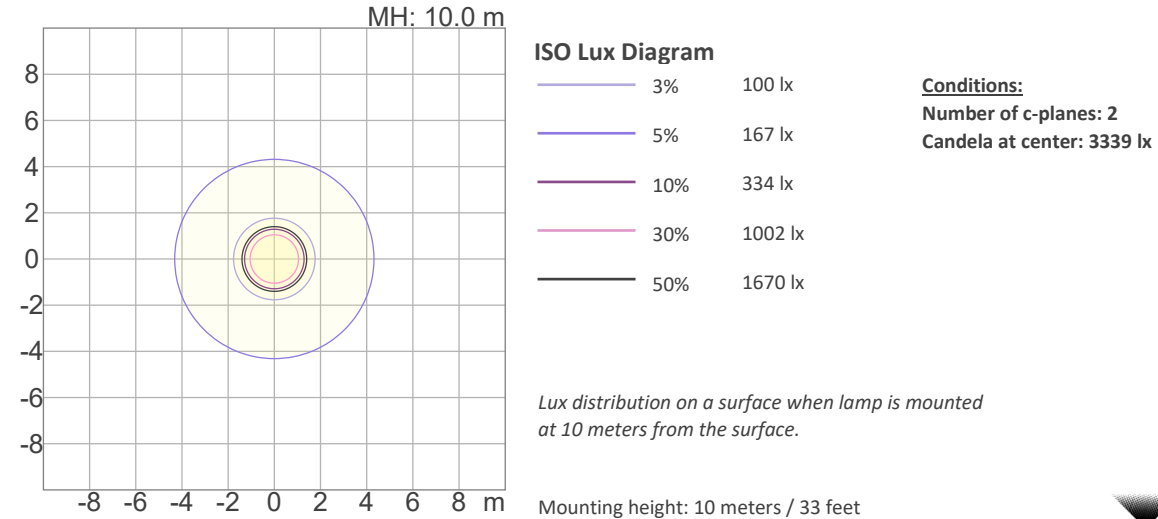
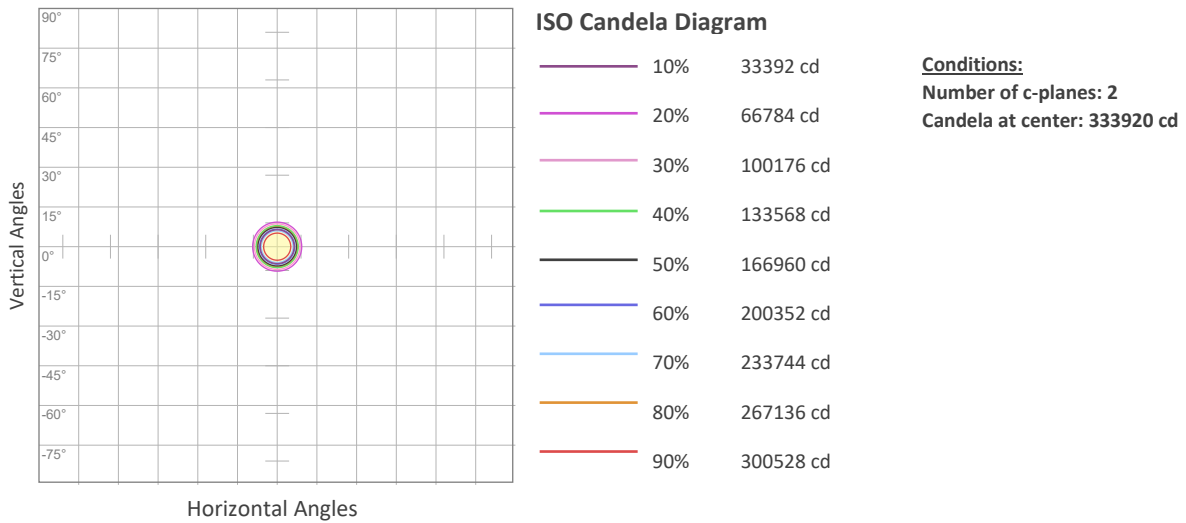
Distance	1m	2m	3m	4m	5m	6m	7m	8m	9m	10m
Lux	333920	83480	37102	20870	13357	9276	6815	5218	4122	3339
Distance	11m	12m	13m	14m	15m	16m	17m	18m	19m	20m
Lux	2760	2319	1976	1704	1484	1304	1155	1031	925	835
Distance	3.3ft	6.6ft	9.8ft	13.1ft	16.4ft	19.7ft	23ft	26.2ft	29.5ft	32.8ft
FC	31022	7756	3447	1939	1241	862	633	485	383	310
Distance	36.1ft	39.4ft	42.7ft	45.9ft	49.2ft	52.5ft	55.8ft	59.1ft	62.3ft	65.6ft
FC	256	215	184	158	138	121	107	96	86	78

Photometric & Chromaticity Report

Rogue Outcast 3 Spot: 50% Zoom - Full Power - Fan set to Eco



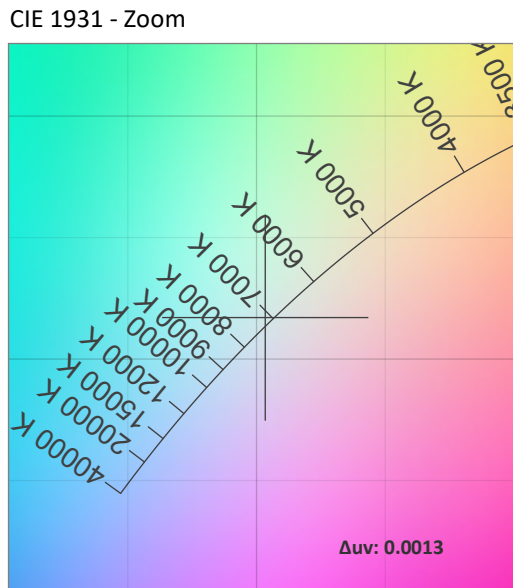
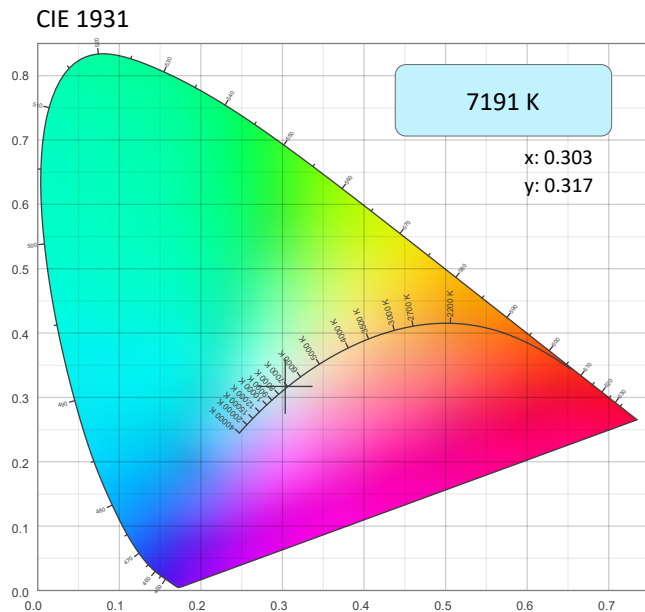
ISO Diagrams



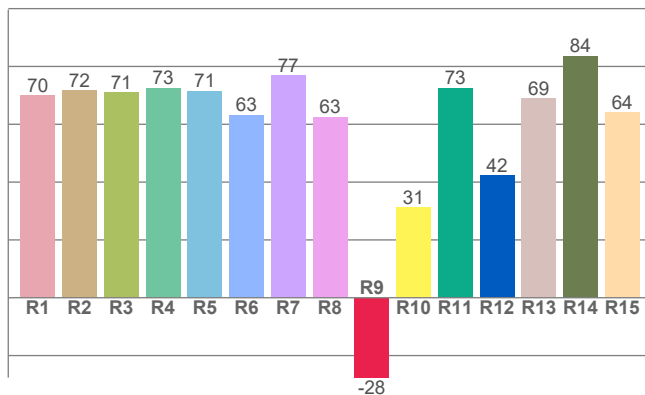
Photometric & Chromaticity Report

Rogue Outcast 3 Spot: 50% Zoom - Full Power - Fan set to Eco

Chromaticity



CRI: 69.9 (R1-R8)

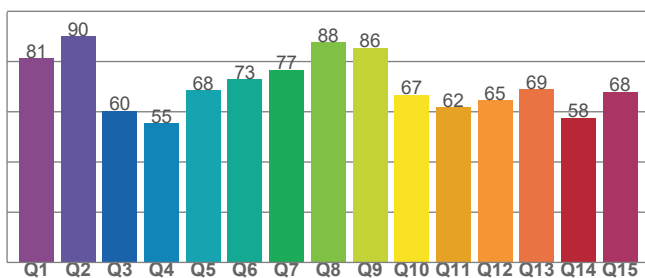


Color Parameters

Color Temperature	Color Coordinate CIE 1931	Color Coordinate CIE 1931
CCT	x	y
7191 K	0.303	0.317

Color Deviation from Black Body Curve	Color Coordinate CIE 1964	Color Coordinate CIE 1964
Δuv	y	u
0.0013	0.317	0.196

CQS: 69.2



Color Rendering Index	Red Component	Color Quality Scale
CRI	CRI - R9	CQS
69.9	-27.6	69.2

Television Lighting Consistency Index	Color Fidelity	Color Gamut
TLCI	TM30 - Rf	TM30 Rg
47	69.9	95.1

Photometric & Chromaticity Report

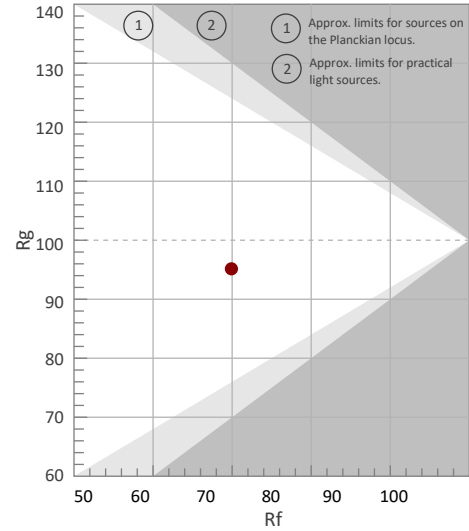
Rogue Outcast 3 Spot: 50% Zoom - Full Power - Fan set to Eco

TM-30 Details

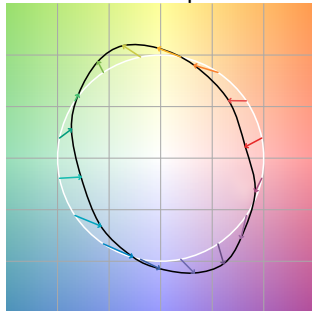
Rf 69.9
Fidelity Index (Rg)

Rg 95.1
Gammut Index (Rg)

Hue Bin	R _f	Graphic shifts (%)	
		Chroma	Hue
1	68	-17%	-5%
2	70	-14%	10%
3	63	-7%	23%
4	62	4%	23%
5	69	14%	14%
6	81	12%	-1%
7	90	1%	-7%
8	76	-10%	-11%
9	76	-21%	3%
10	62	-15%	22%
11	39	-5%	30%
12	66	5%	20%
13	79	16%	10%
14	77	19%	-6%
15	71	8%	-21%
16	76	-4%	-14%



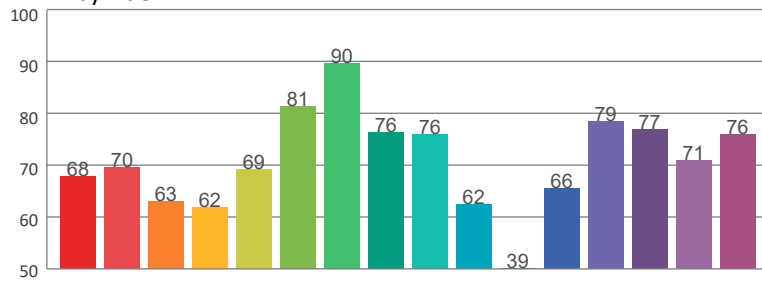
Color Vector Graphic



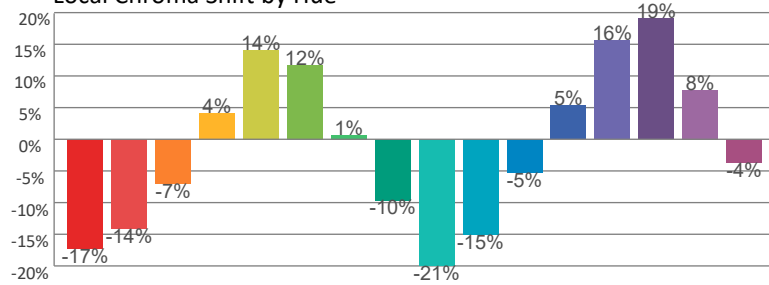
Color Distortion Graphic



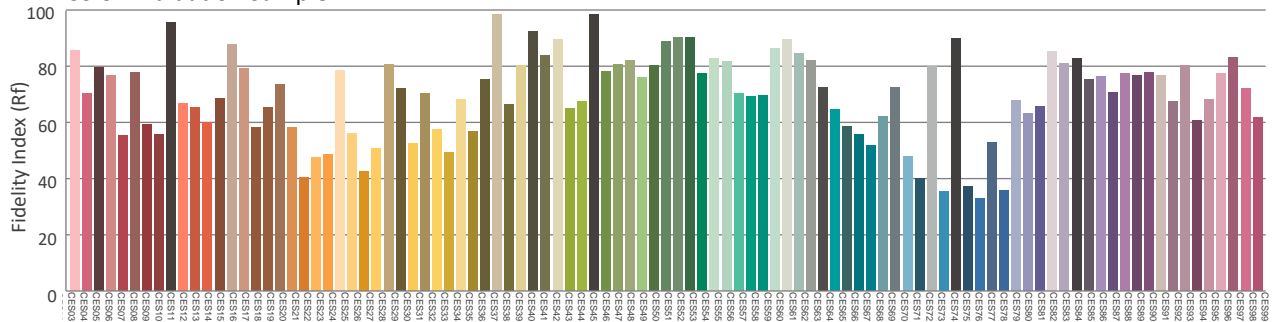
R_f by Hue



Local Chroma Shift by Hue



Color Evaluation Sample



Photometric & Chromaticity Report

Rogue Outcast 3 Spot: 50% Zoom - Full Power-Stable - Fan set to Auto

Report Summary

Measurements

Fixture Output: 14119 lm
Fixture Peak: 318238 cd
Fixture Efficacy: 32 lm/W
Intensity @ 5m: 12582 lux
Color Temperature: 7172 K
CRI: 70.6 CRI R9 Value: -26.7
CQS: 69.6
TLCI: 49
TM-30 Rf: 70.8
TM-30 Rg: 94.8
Beam Angle (50%): 13.2°
Field Angle (10%): 14.9°
Cutoff Angle (3%): 16.2°

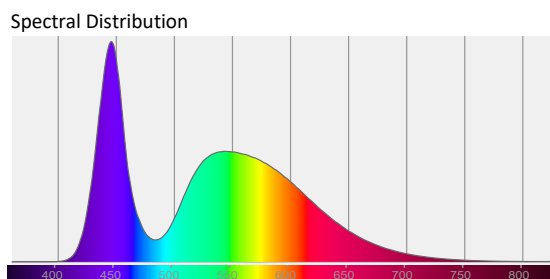
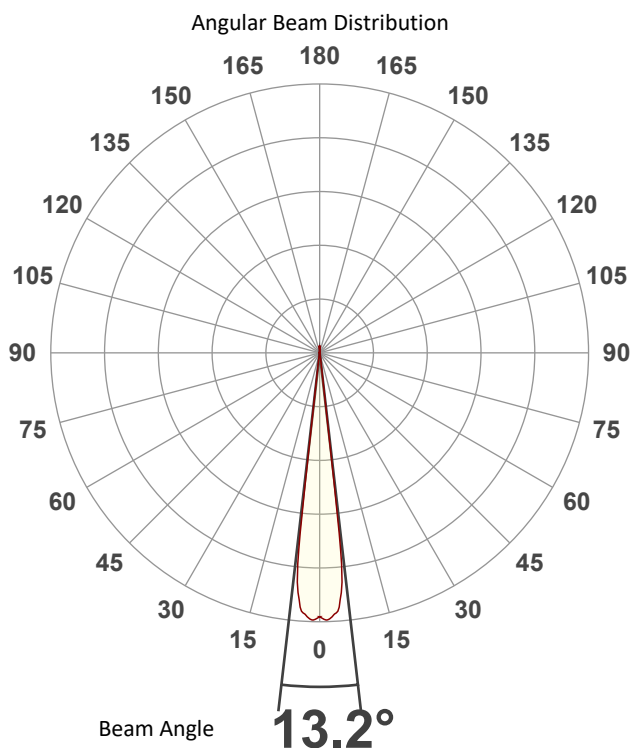


Conditions

AC Supply: 117 V, 60 Hz
Power: 437.47 W
Current: 3.74 A
Power Factor: 1.0

This data sheet conforms to American National Standard E1.9 – 2007 (R2017). All data was measured and calculated by a Viso Systems LabSpion Goniometer at the Chauvet PD Optics Laboratory in Sunrise, FL on 9/28/2022 to LM-63-2002 Standards.


Overall Measurement



Tested Color (CIE 1931):

X: 0.303

Y: 0.318



Light Quality

CRI: 70.6

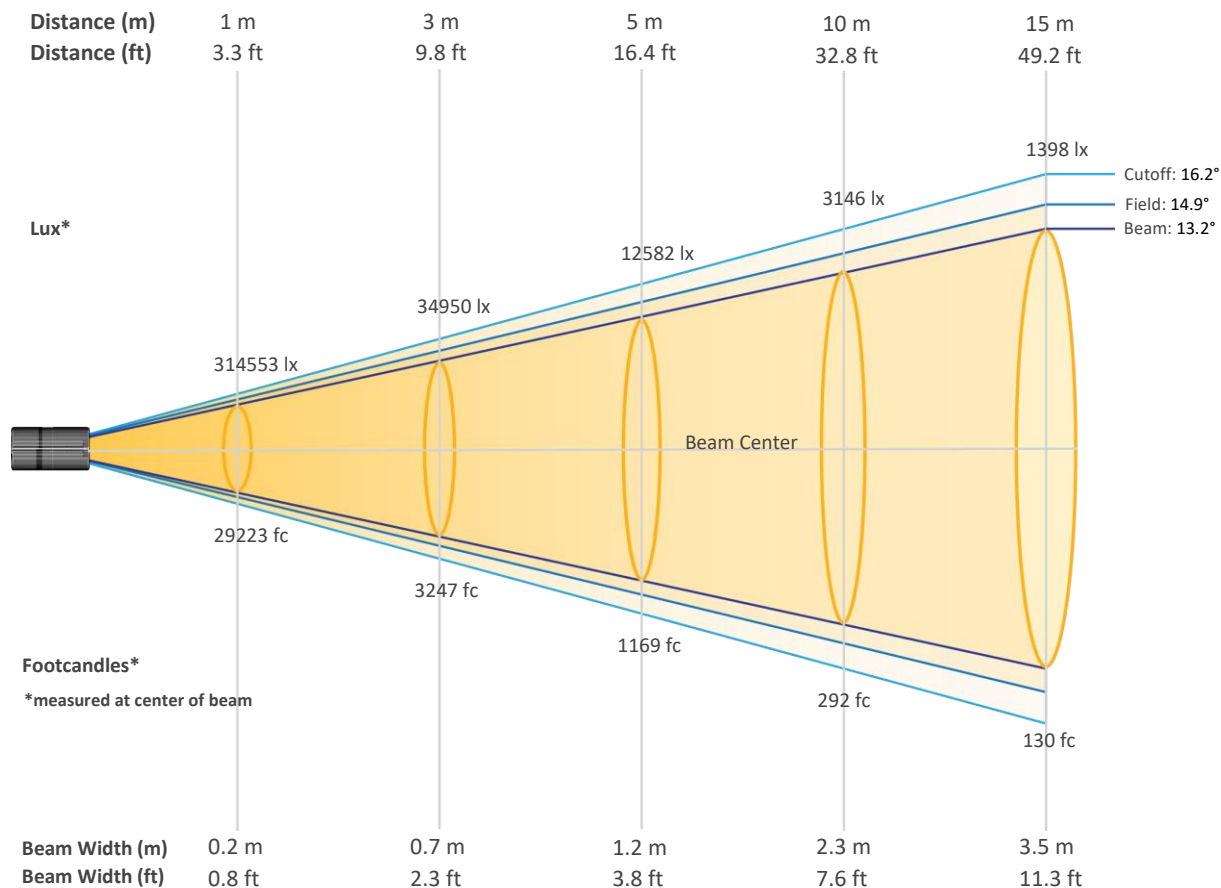
Color Temperature

7172 K

Photometric & Chromaticity Report

Rogue Outcast 3 Spot: 50% Zoom - Full Power-Stable - Fan set to Auto

Beam Details

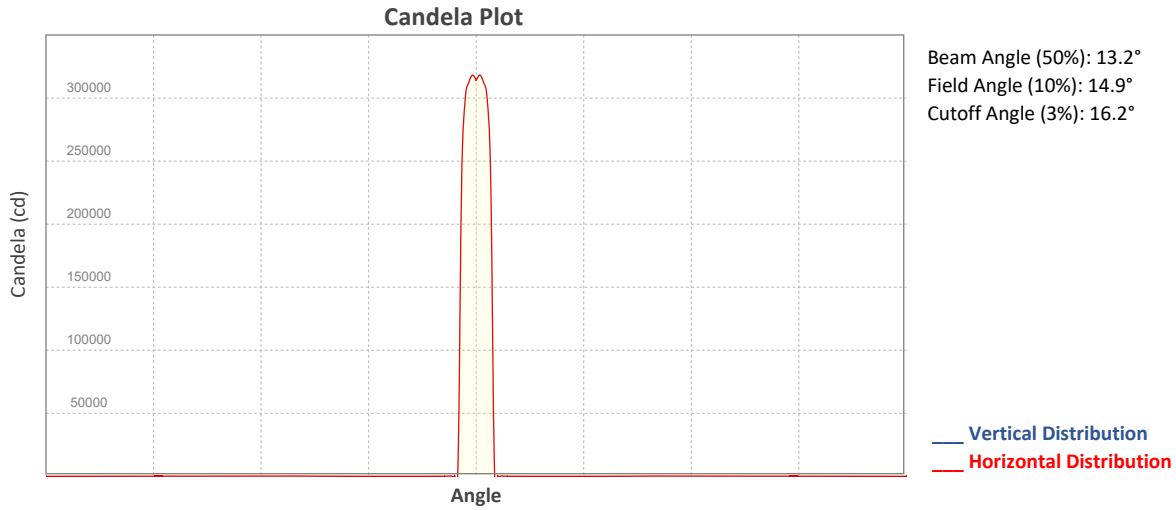


Beam Intensities from 1-20m (3.3-65.6ft)

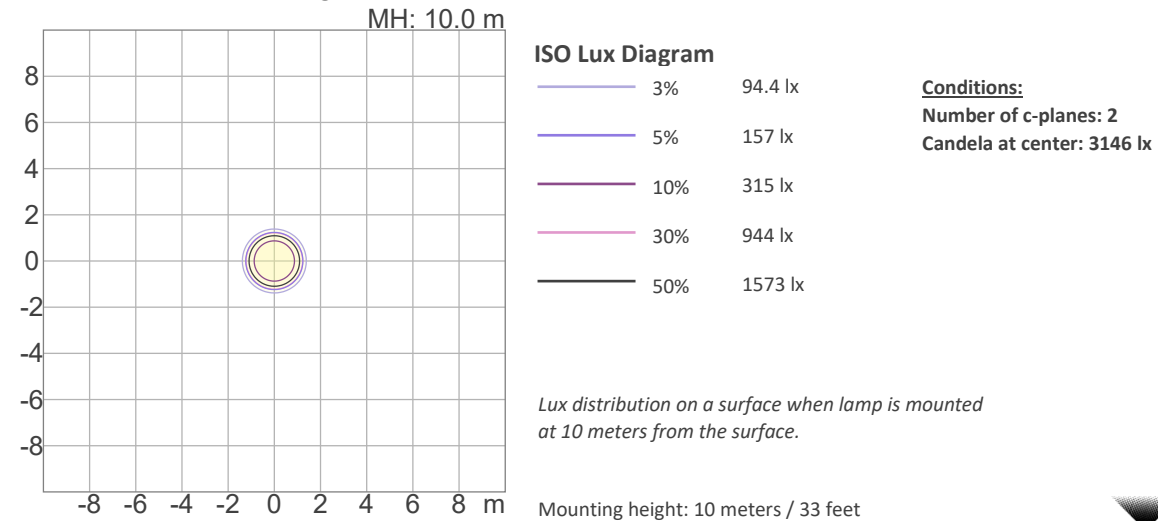
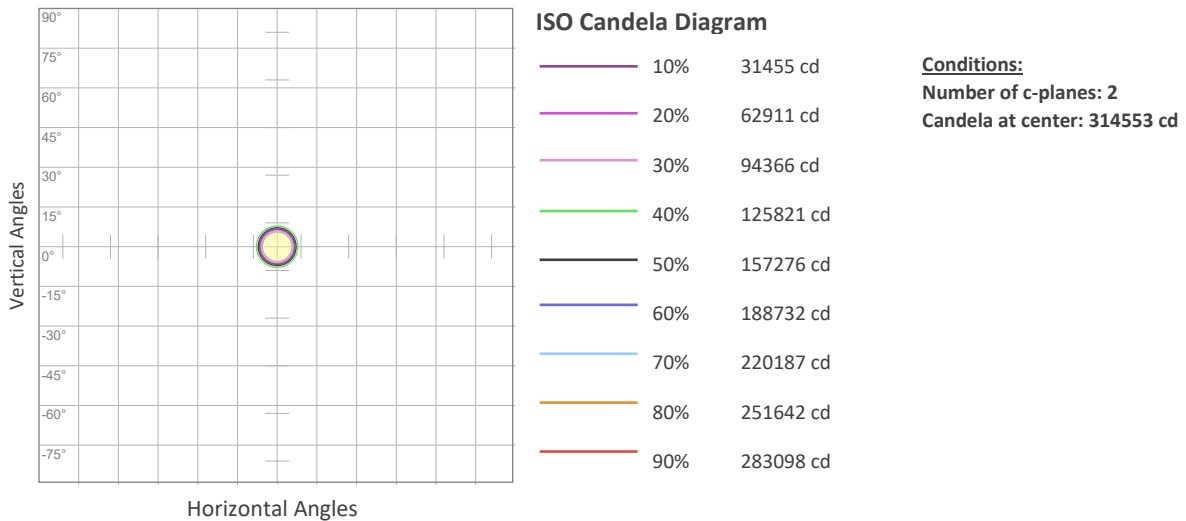
Distance	1m	2m	3m	4m	5m	6m	7m	8m	9m	10m
Lux	314553	78638	34950	19660	12582	8738	6419	4915	3883	3146
Distance	11m	12m	13m	14m	15m	16m	17m	18m	19m	20m
Lux	2600	2184	1861	1605	1398	1229	1088	971	871	786
Distance	3.3ft	6.6ft	9.8ft	13.1ft	16.4ft	19.7ft	23ft	26.2ft	29.5ft	32.8ft
FC	29223	7306	3247	1826	1169	812	596	457	361	292
Distance	36.1ft	39.4ft	42.7ft	45.9ft	49.2ft	52.5ft	55.8ft	59.1ft	62.3ft	65.6ft
FC	242	203	173	149	130	114	101	90	81	73

Photometric & Chromaticity Report

Rogue Outcast 3 Spot: 50% Zoom - Full Power-Stable - Fan set to Auto



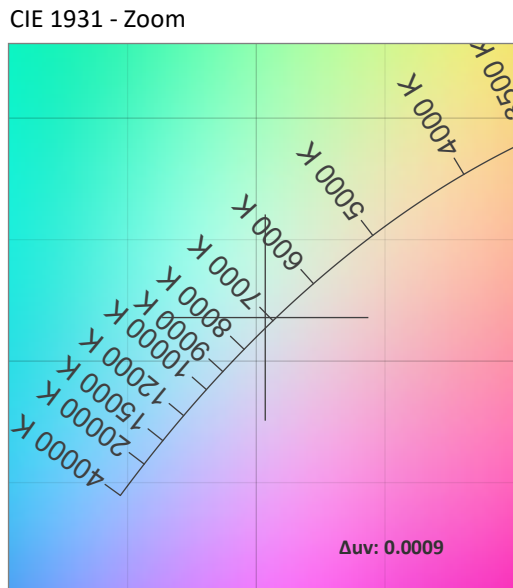
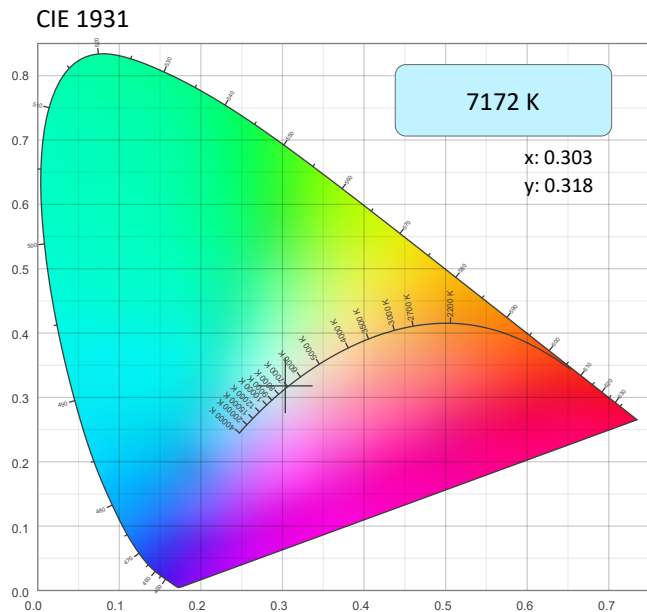
ISO Diagrams



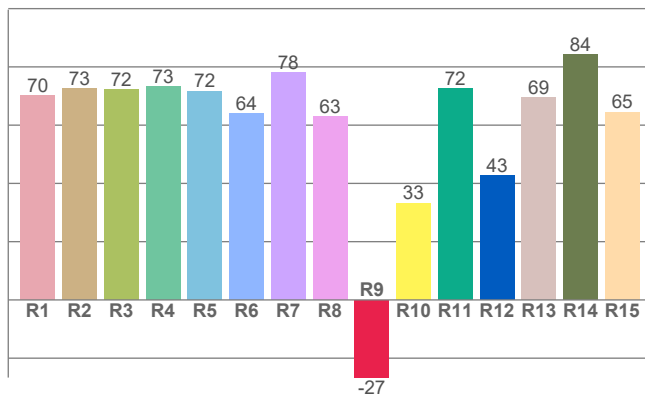
Photometric & Chromaticity Report

Rogue Outcast 3 Spot: 50% Zoom - Full Power-Stable - Fan set to Auto

Chromaticity



CRI: 70.6 (R1-R8)

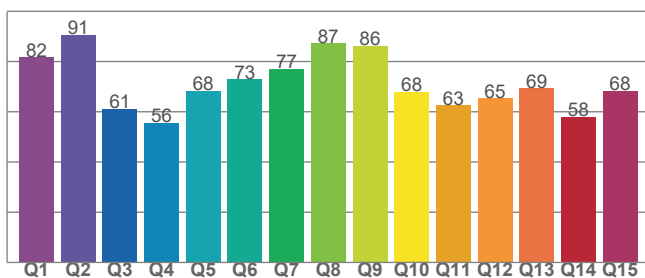


Color Parameters

Color Temperature	Color Coordinate CIE 1931	Color Coordinate CIE 1931
CCT	x	y
7172 K	0.303	0.318

Color Deviation from Black Body Curve	Color Coordinate CIE 1964	Color Coordinate CIE 1964
Δuv	y	u
0.0009	0.318	0.196

CQS: 69.6



Color Rendering Index	Red Component	Color Quality Scale
CRI	CRI - R9	CQS
70.6	-26.7	69.6

Television Lighting Consistency Index	Color Fidelity	Color Gamut
TLCI	TM30 - Rf	TM30 Rg
49	70.8	94.8

Photometric & Chromaticity Report

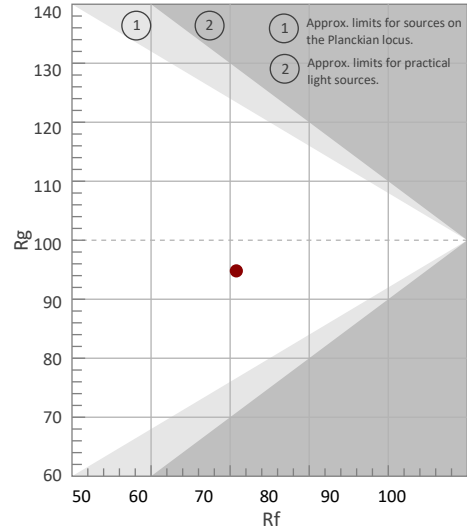
Rogue Outcast 3 Spot: 50% Zoom - Full Power-Stable - Fan set to Auto

TM-30 Details

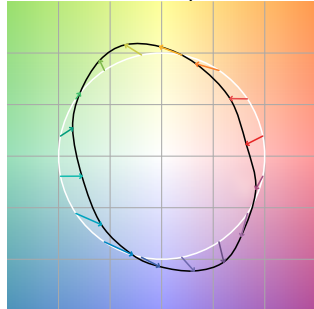
Rf 70.8
Fidelity Index (Rg)

Rg 94.8
Gammut Index (Rg)

Hue Bin	R _f	Graphic shifts (%)	
		Chroma	Hue
1	68	-17%	-5%
2	70	-14%	10%
3	64	-7%	22%
4	64	4%	22%
5	71	13%	14%
6	83	11%	-2%
7	90	0%	-7%
8	77	-10%	-10%
9	76	-20%	4%
10	63	-14%	23%
11	41	-5%	30%
12	67	5%	19%
13	79	15%	9%
14	77	19%	-7%
15	71	7%	-22%
16	76	-4%	-14%



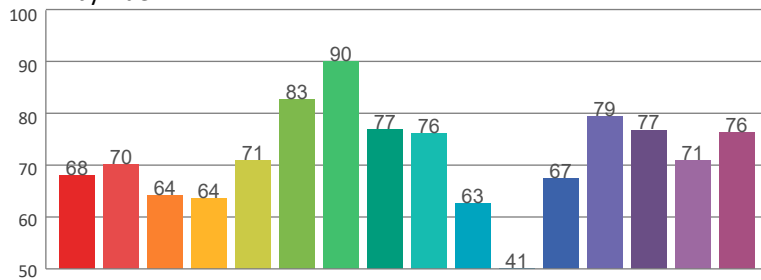
Color Vector Graphic



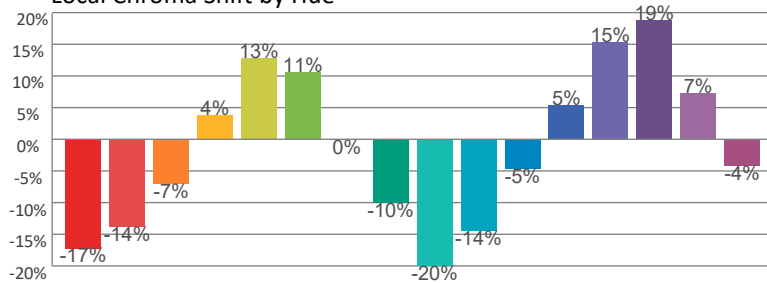
Color Distortion Graphic



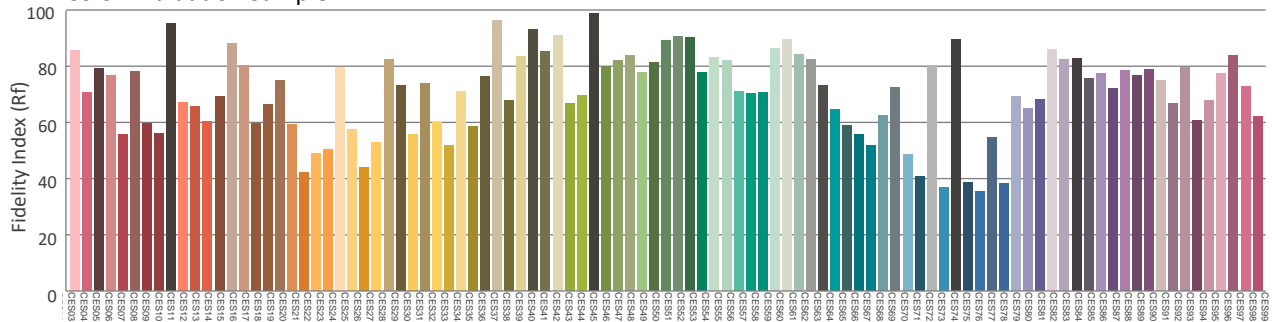
Rf by Hue



Local Chroma Shift by Hue



Color Evaluation Sample



Contact Us

General Information	Technical Support
Chauvet World Headquarters	
5200 NW 108 th Ave. Sunrise, FL 33351 Voice: (954) 577-4455 Fax: (954) 929-5560 Toll Free: (800) 762-1084	Voice: (844) 393-7575 Fax: (954) 756-8015 Email: chauvetcs@chauvetlighting.com Website: www.chauvetprofessional.com
Chauvet U.K.	
Unit 1C Brookhill Road Industrial Estate Pinxton, Nottingham, UK NG16 6NT Voice: +44 (0) 1773 511115 Fax: +44 (0) 1773 511110	Email: UKtech@chauvetlighting.eu Website: www.chauvetprofessional.eu
Chauvet Benelux	
Stokstraat 18 9770 Kruishoutem, Belgium Voice: +32 (9) 388 93 97	Email: BNLtech@chauvetlighting.eu Website: www.chauvetprofessional.eu
Chauvet France	
3, Rue Ampère 91380 Chilly-Mazarin, France Voice: +33 1 78 85 33 59	Email: FRtech@chauvetlighting.fr Website: www.chauvetprofessional.eu
Chauvet Germany	
Bruno-Bürgel-Str. 11 28759 Bremen, Germany Voice: +49 421 62 60 20	Email: DEtech@chauvetlighting.de Website: www.chauvetprofessional.eu
Chauvet Mexico	
Av. de las Partidas 34 - 3B (Entrance by Calle 2) Zona Industrial Lerma Lerma, Edo. de México, CP 52000 Voice: +52 (728) 690-2010	Email: servicio@chauvetlighting.de Website: www.chauvetprofessional.eu

Visit the applicable website above to verify our contact information and instructions to request support. Outside the U.S., U.K., Ireland, Benelux, France, Germany, or Mexico, contact the dealer of the record.