

# OVATION

R Ê V E F-3

## PHOTOMETRICS REPORT



# Table of Contents

<b>Introduction.....</b>	<b>1</b>
<b>Testing Process.....</b>	<b>1</b>
Total Illuminance Measurements .....	1
Testing Lab Equipment and Process .....	1
<b>Photometrics &amp; Chromaticity Reports .....</b>	<b>2</b>
<b>Full Spot - Full Power .....</b>	<b>3</b>
Report Summary .....	3
Overall Measurement.....	3
Beam Details.....	4
ISO Diagrams .....	5
Chromaticity.....	6
TM-30 Details .....	7
<b>50% Zoom - Full Power .....</b>	<b>8</b>
Report Summary .....	8
Overall Measurement.....	8
Beam Details.....	9
ISO Diagrams .....	10
Chromaticity.....	11
TM-30 Details .....	12
<b>Full Flood - Full Power .....</b>	<b>13</b>
Report Summary .....	13
Overall Measurement.....	13
Beam Details.....	14
ISO Diagrams .....	15
Chromaticity.....	16
TM-30 Details .....	17
<b>Full Spot - 3200K .....</b>	<b>18</b>
Report Summary .....	18
Overall Measurement.....	18
Beam Details.....	19
ISO Diagrams .....	20
Chromaticity.....	21
TM-30 Details .....	22

<b>50% Zoom - 3200K</b> .....	<b>23</b>
Report Summary .....	23
Overall Measurement.....	23
Beam Details.....	24
ISO Diagrams .....	25
Chromaticity.....	26
TM-30 Details .....	27
<b>Full Flood - 3200K</b> .....	<b>28</b>
Report Summary .....	28
Overall Measurement.....	28
Beam Details.....	29
ISO Diagrams .....	30
Chromaticity.....	31
TM-30 Details .....	32
<b>Full Spot - 4000K</b> .....	<b>33</b>
Report Summary .....	33
Overall Measurement.....	33
Beam Details.....	34
ISO Diagrams .....	35
Chromaticity.....	36
TM-30 Details .....	37
<b>50% Zoom - 4000K</b> .....	<b>38</b>
Report Summary .....	38
Overall Measurement.....	38
Beam Details.....	39
ISO Diagrams .....	40
Chromaticity.....	41
TM-30 Details .....	42
<b>Full Flood - 4000K</b> .....	<b>43</b>
Report Summary .....	43
Overall Measurement.....	43
Beam Details.....	44
ISO Diagrams .....	45
Chromaticity.....	46
TM-30 Details .....	47

<b>Full Spot - 5600K</b> .....	<b>48</b>
Report Summary .....	48
Overall Measurement.....	48
Beam Details.....	49
ISO Diagrams .....	50
Chromaticity.....	51
TM-30 Details .....	52
<b>50% Zoom - 5600K</b> .....	<b>53</b>
Report Summary .....	53
Overall Measurement.....	53
Beam Details.....	54
ISO Diagrams .....	55
Chromaticity.....	56
TM-30 Details .....	57
<b>Full Flood - 5600K</b> .....	<b>58</b>
Report Summary .....	58
Overall Measurement.....	58
Beam Details.....	59
ISO Diagrams .....	60
Chromaticity.....	61
TM-30 Details .....	62
<b>50% Zoom - Red Only</b> .....	<b>63</b>
Report Summary .....	63
Overall Measurement.....	63
Beam Details.....	64
ISO Diagrams .....	65
Chromaticity.....	66
TM-30 Details .....	67
<b>50% Zoom - Green Only</b> .....	<b>68</b>
Report Summary .....	68
Overall Measurement.....	68
Beam Details.....	69
ISO Diagrams .....	70
Chromaticity.....	71
TM-30 Details .....	72



<b>50% Zoom - Blue Only</b> .....	<b>73</b>
Report Summary .....	73
Overall Measurement.....	73
Beam Details.....	74
ISO Diagrams .....	75
Chromaticity.....	76
TM-30 Details .....	77
<b>50% Zoom - Amber Only</b> .....	<b>78</b>
Report Summary .....	78
Overall Measurement.....	78
Beam Details.....	79
ISO Diagrams .....	80
Chromaticity.....	81
TM-30 Details .....	82
<b>50% Zoom - Mint Only</b> .....	<b>83</b>
Report Summary .....	83
Overall Measurement.....	83
Beam Details.....	84
ISO Diagrams .....	85
Chromaticity.....	86
TM-30 Details .....	87
<b>Contact Us</b> .....	<b>88</b>

## Testing Process

### Total Illuminance Measurements

Illuminance is measured using the Viso Systems LabSpion<sup>®</sup>, which takes multiple measurements across a light beam to calculate the total delivered lumens, beam, and field of a product. These values can be described as the empirical output of the product as it projects from the lens or lenses. All photometric data contained in this report are obtained from the actual illuminance of the tested Chauvet light source and are never theoretical values derived from calculations.

### Testing Lab Equipment and Process

The Chauvet headquarters in Davie, Florida has a climate- and light-controlled photometric testing laboratory where Chauvet products are analyzed and photometric data are measured using the Viso Systems LabSpion<sup>®</sup> light measurement solution.

This system includes a spectrometer sensor, which measures the precise light and color output of the fixture, and a two-axis goniometer, which rotates the product to allow for multi-angle and multi-directional measurement. The Viso Light Inspector software then collects and summarizes the data. From the data gathered, the software can also measure the beam and field angles, accurate color temperature, color quality, and illuminance at multiple distances. The custom-built, Chauvet-specific template presents this information in the photometric and chromaticity reports that follow.

IES (Illuminating Engineering Society) files, an industry-standard file format, are also generated from each test for easy distribution of photometric data.

Several light meters are also used for specific products or to recheck for precision. Accuracy is verified using one or more of the devices listed below:

- Sekonic SpectroMaster C-700-U
- EXTECH HD450 Datalogging Heavy Duty Light Meter
- Asensetek Essence Lighting Passport

To ensure accurate measurements in every photometric or chromaticity test, Chauvet routinely calibrates the LabSpion<sup>®</sup> system every six months as recommended by Viso Systems.

# Photometrics & Chromaticity Reports

# Photometric & Chromaticity Report

Ovation Rêve F-3: Full Spot - Full Power

## Report Summary

### Measurements

Fixture Output: 6179 lm  
Fixture Peak: 134368 cd  
Fixture Efficacy: 11 lm/W  
Intensity @ 5m: 5375 lux  
Color Temperature: 3827 K  
CRI: 95.9      CRI R9 Value: 89.2  
CQS: 96.4  
TLCI: 92  
TM-30 Rf: 95.1  
TM-30 Rg: 102.0  
Beam Angle (50%): 10.9°  
Field Angle (10%): 19.3°  
Cutoff Angle (3%): 26.2°

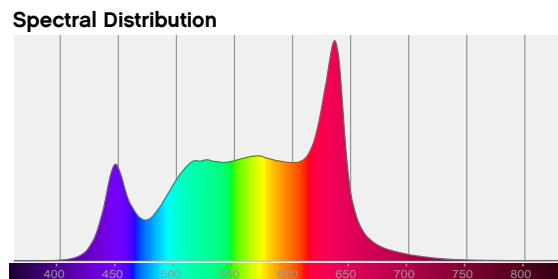
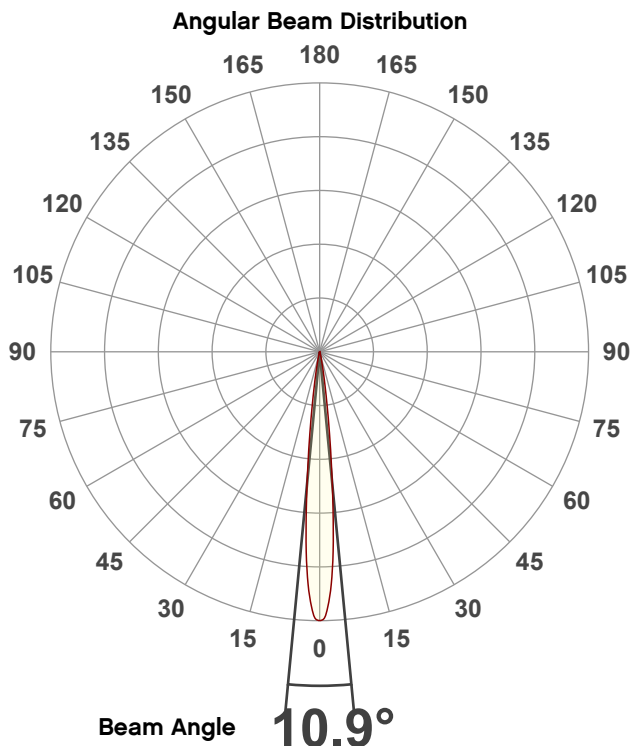


### Conditions

AC Supply: 111 V, 60 Hz  
Power: 544.38 W  
Current: 4.92 A  
Power Factor: 1.0

This data sheet conforms to American National Standard E1.9 – 2007 (R2017). All data was measured and calculated by a Viso Systems LabSpion Goniometer at the Chauvet PD Optics Laboratory in Davie, FL on 2/29/2024 to LM-63-2002 Standards.

## Overall Measurement



**Tested Color** (CIE 1931):  
X: 0.392  
Y: 0.392



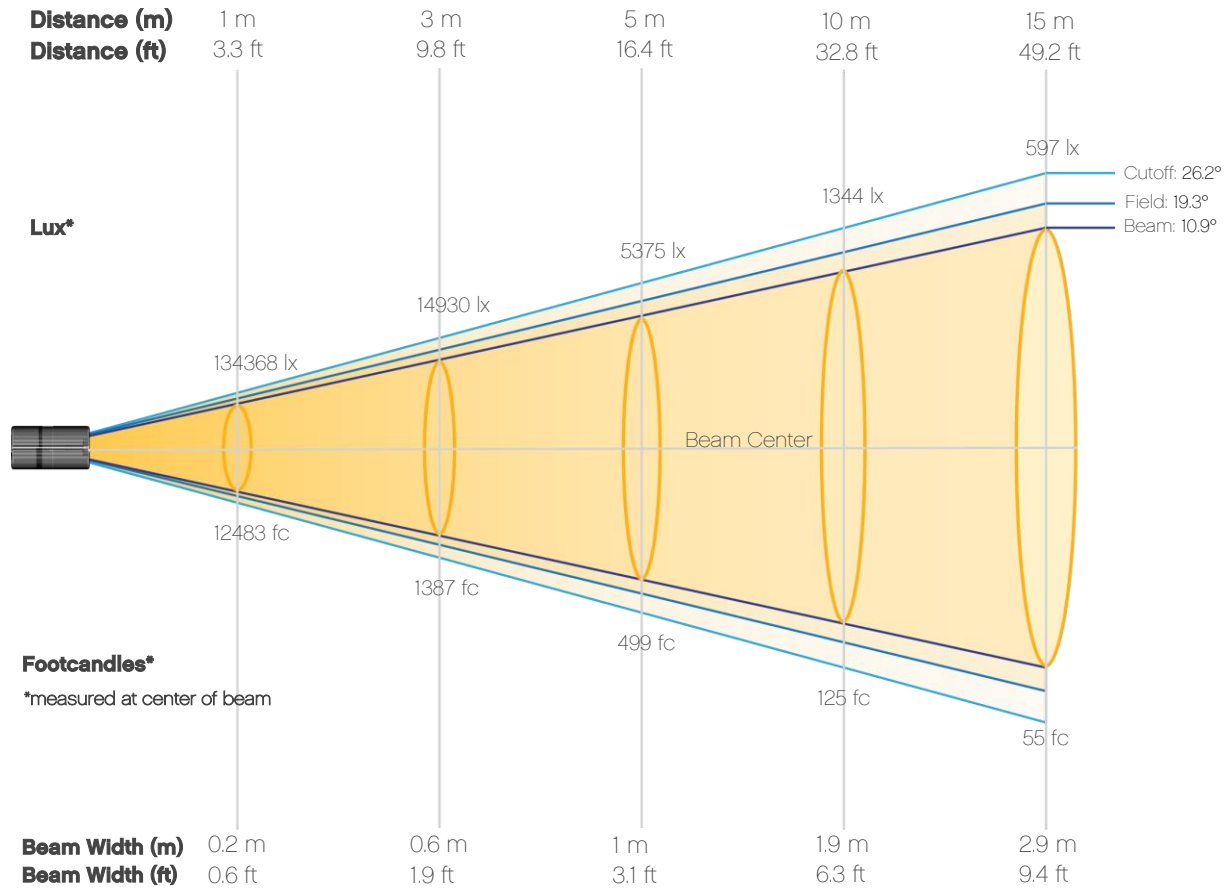
**Light Quality**  
CRI: 95.9

**Color Temperature**  
3827 K

# Photometric & Chromaticity Report

Ovation Rêve F-3: Full Spot - Full Power

## Beam Details

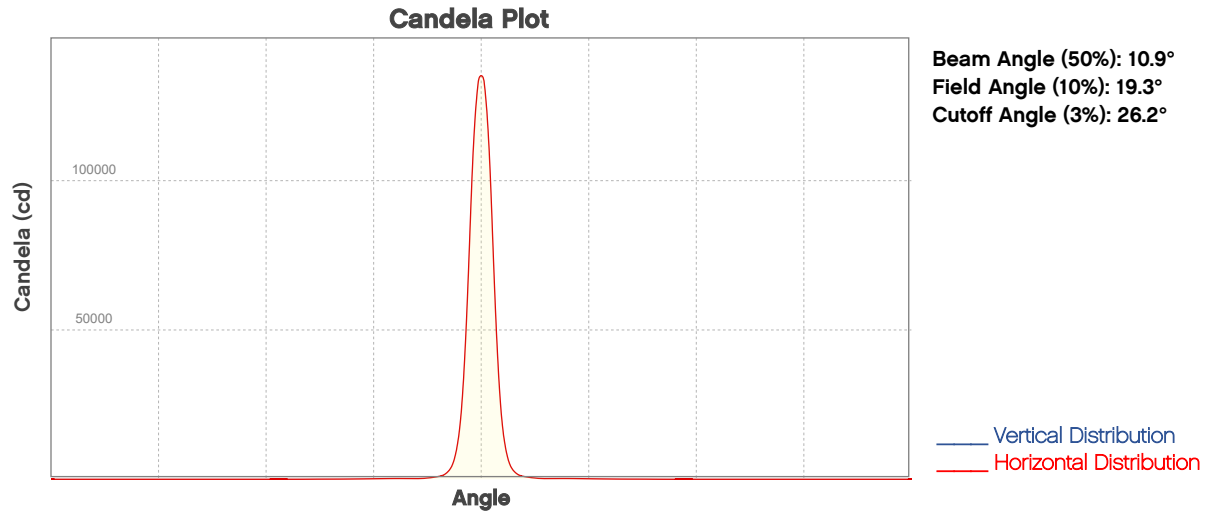


### Beam Intensities from 1-20m (3.3-65.6ft)

<b>Distance</b>	<b>1m</b>	<b>2m</b>	<b>3m</b>	<b>4m</b>	<b>5m</b>	<b>6m</b>	<b>7m</b>	<b>8m</b>	<b>9m</b>	<b>10m</b>
Lux	134368	33592	14930	8398	5375	3732	2742	2100	1659	1344
<b>Distance</b>	<b>11m</b>	<b>12m</b>	<b>13m</b>	<b>14m</b>	<b>15m</b>	<b>16m</b>	<b>17m</b>	<b>18m</b>	<b>19m</b>	<b>20m</b>
Lux	1110	933	795	686	597	525	465	415	372	336
<b>Distance</b>	<b>3.3ft</b>	<b>6.6ft</b>	<b>9.8ft</b>	<b>13.1ft</b>	<b>16.4ft</b>	<b>19.7ft</b>	<b>23ft</b>	<b>26.2ft</b>	<b>29.5ft</b>	<b>32.8ft</b>
FC	12483	3121	1387	780	499	347	255	195	154	125
<b>Distance</b>	<b>36.1ft</b>	<b>39.4ft</b>	<b>42.7ft</b>	<b>45.9ft</b>	<b>49.2ft</b>	<b>52.5ft</b>	<b>55.8ft</b>	<b>59.1ft</b>	<b>62.3ft</b>	<b>65.6ft</b>
FC	103	87	74	64	55	49	43	39	35	31

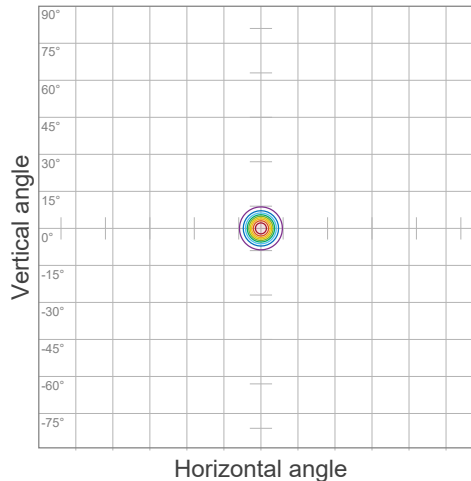
# Photometric & Chromaticity Report

Ovation Rêve F-3: Full Spot - Full Power



## ISO Diagrams

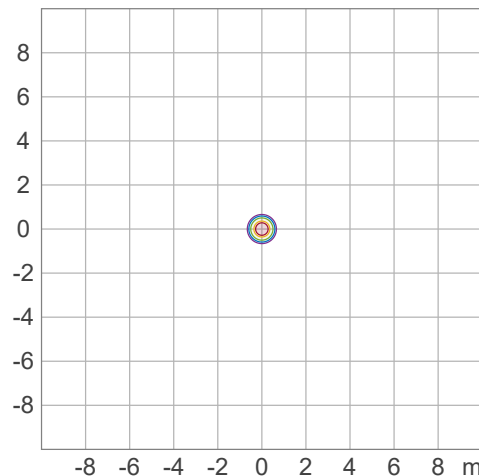
### ISO Candela Diagram



90 %	120931.4 cd
80 %	107494.6 cd
70 %	94057.8 cd
60 %	80621.0 cd
50 %	67184.1 cd
40 %	53747.3 cd
30 %	40310.5 cd
20 %	26873.7 cd
10 %	13436.8 cd

Peak intensity: 134368.3 cd  
 Number of c-planes: 2

### ISO Lux Diagram



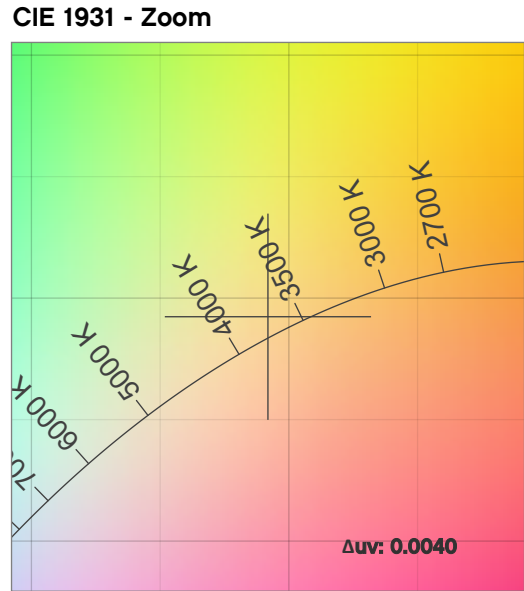
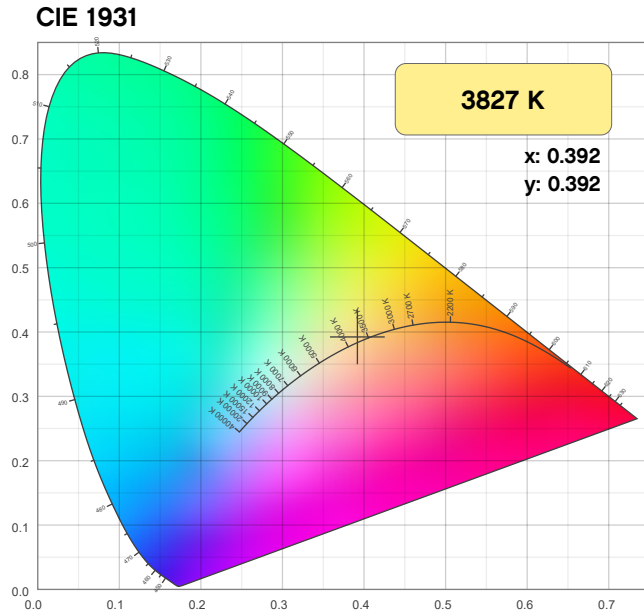
50.0 %	7464.9 lx
30.0 %	4478.9 lx
10.0 %	1493.0 lx
5.0 %	746.5 lx
3.0 %	447.9 lx

Peak illuminance: 14929.8 lx  
 Mounting height: 3.0 m  
 Number of c-planes: 2

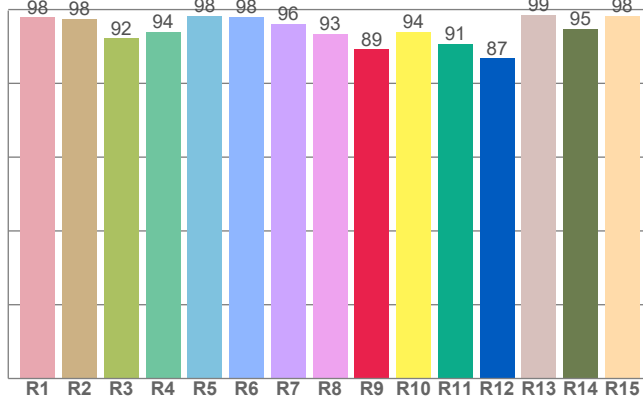
# Photometric & Chromaticity Report

Ovation Rêve F-3: Full Spot - Full Power

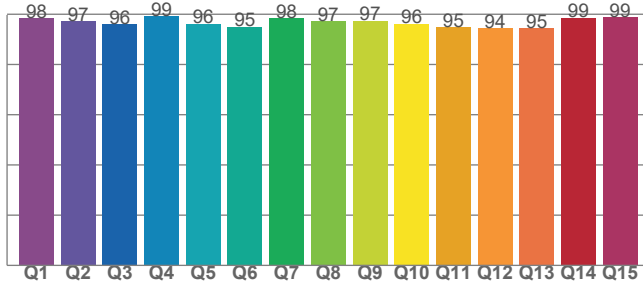
## Chromaticity



**CRI: 95.9 (R1-R8)**



**CQS: 96.4**



### Color Parameters

Color Temperature	Color Coordinate CIE 1931	Color Coordinate CIE 1931
CCT	x	y
3827 K	0.392	0.392

Color Deviation from Black Body Curve	Color Coordinate CIE 1964	Color Coordinate CIE 1964
Δuv	y	u
0.0040	0.392	0.226

Color Rendering Index	Red Component	Color Quality Scale
CRI	CRI - R9	CQS
95.9	89.2	96.4

Television Lighting Consistency Index	Color Fidelity	Color Gamut
TLCI	TM30 - Rf	TM30 Rg
92	95.1	102.0

# Photometric & Chromaticity Report

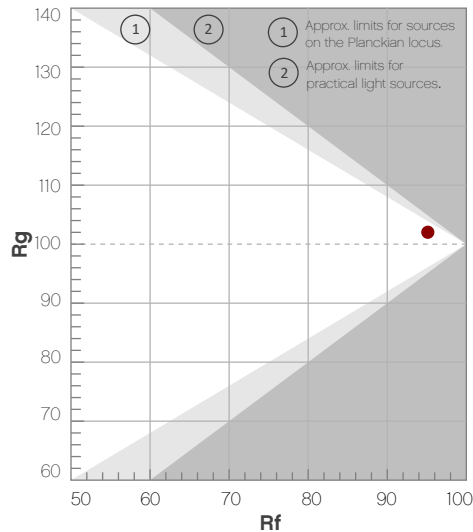
Ovation Rêve F-3: Full Spot - Full Power

## TM-30 Details

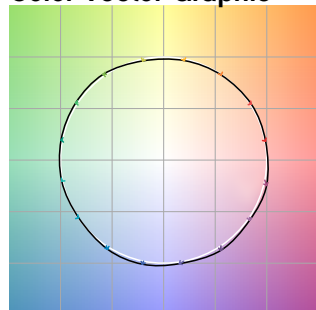
**Rf 95.1**  
Fidelity Index  
(Rg)

**Rg 102.0**  
Gammut Index  
(Rg)

Hue Bin	R <sub>f</sub>	Graphic shifts (%)	
		Chroma	Hue
1	96	1%	-1%
2	96	1%	-2%
3	96	0%	-1%
4	97	-1%	-1%
5	95	-2%	1%
6	95	2%	3%
7	96	2%	1%
8	96	1%	0%
9	96	1%	1%
10	98	0%	1%
11	94	2%	3%
12	92	3%	-1%
13	93	1%	-5%
14	94	4%	-3%
15	94	2%	-2%
16	91	3%	-5%



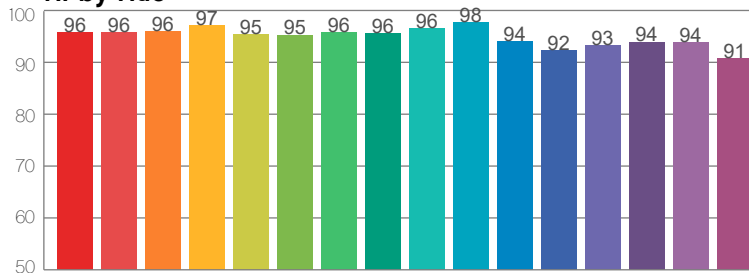
Color Vector Graphic



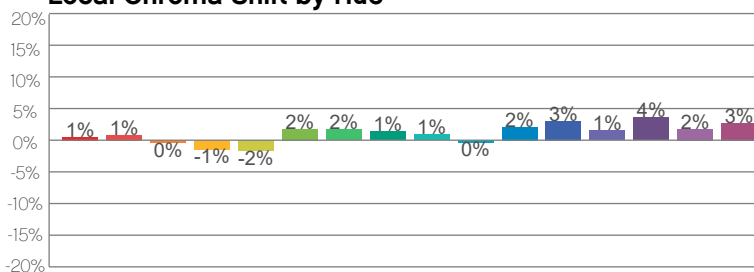
Color Distortion Graphic



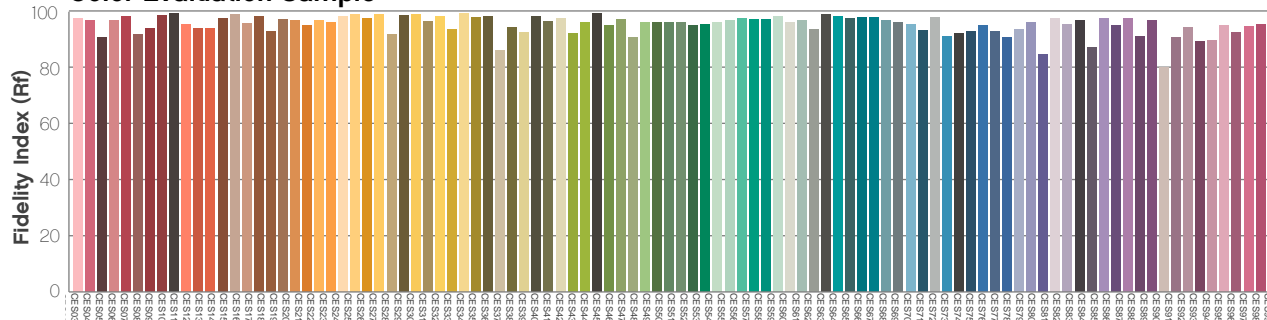
R<sub>f</sub> by Hue



Local Chroma Shift by Hue



Color Evaluation Sample





# Photometric & Chromaticity Report

Ovation Rêve F-3: 50% Zoom - Full Power

## Report Summary

### Measurements

Fixture Output: 10330 lm  
Fixture Peak: 46459 cd  
Fixture Efficacy: 19 lm/W  
Intensity @ 5m: 1858 lux  
Color Temperature: 3863 K  
CRI: 96.0      CRI R9 Value: 89.8  
CQS: 96.2  
TLCI: 93  
TM-30 Rf: 95.1  
TM-30 Rg: 101.6  
Beam Angle (50%): 28.2°  
Field Angle (10%): 42.5°  
Cutoff Angle (3%): 49.1°

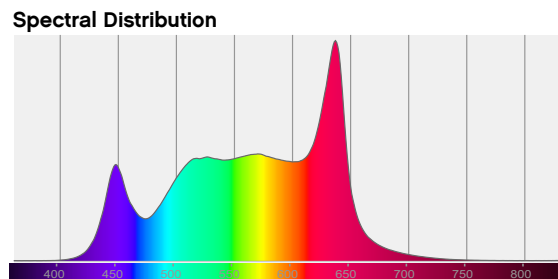
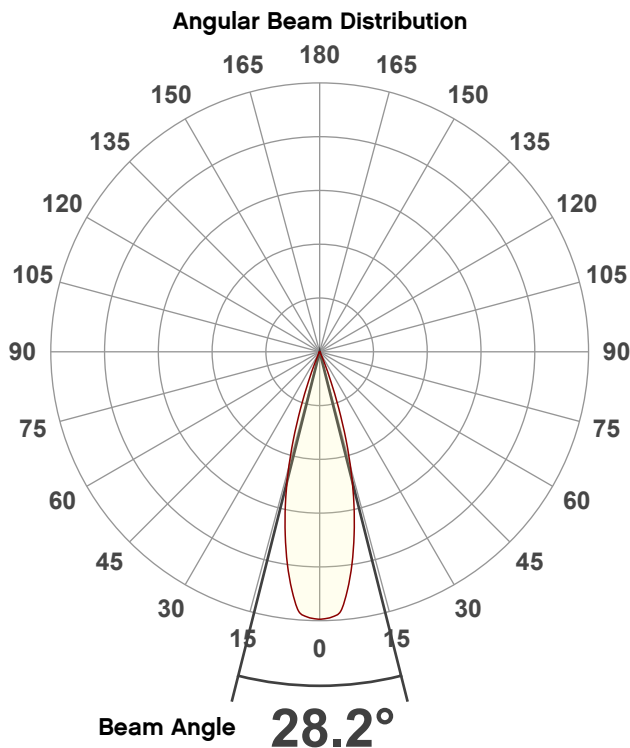


### Conditions


AC Supply: 111 V, 60 Hz  
Power: 537.07 W  
Current: 4.85 A  
Power Factor: 1.0

This data sheet conforms to American National Standard E1.9 – 2007 (R2017). All data was measured and calculated by a Viso Systems LabSpion Goniometer at the Chauvet PD Optics Laboratory in Davie, FL on 2/29/2024 to LM-63-2002 Standards.

## Overall Measurement



**Tested Color** (CIE 1931):  
X: 0.391  
Y: 0.394



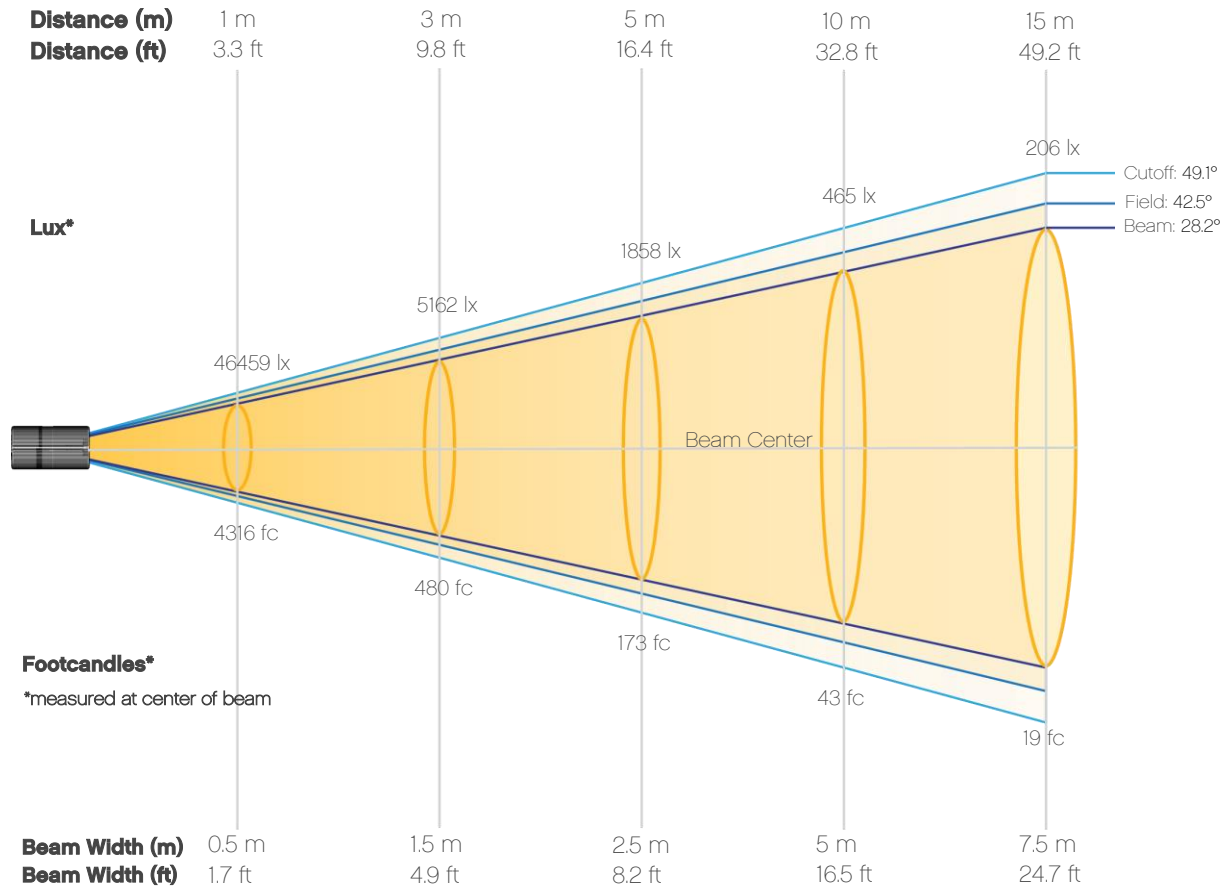
**Light Quality**  
CRI: 96.0

**Color Temperature**  
3863 K

# Photometric & Chromaticity Report

Ovation Rêve F-3: 50% Zoom - Full Power

## Beam Details

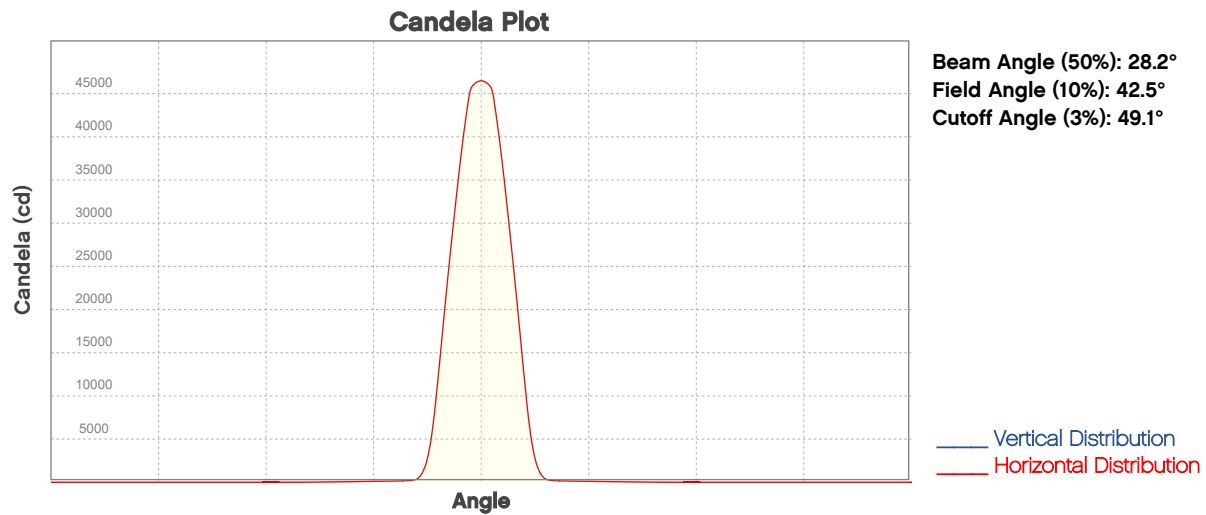


### Beam Intensities from 1-20m (3.3-65.6ft)

<b>Distance</b>	<b>1m</b>	<b>2m</b>	<b>3m</b>	<b>4m</b>	<b>5m</b>	<b>6m</b>	<b>7m</b>	<b>8m</b>	<b>9m</b>	<b>10m</b>
Lux	46459	11615	5162	2904	1858	1291	948	726	574	465
<b>Distance</b>	<b>11m</b>	<b>12m</b>	<b>13m</b>	<b>14m</b>	<b>15m</b>	<b>16m</b>	<b>17m</b>	<b>18m</b>	<b>19m</b>	<b>20m</b>
Lux	384	323	275	237	206	181	161	143	129	116
<b>Distance</b>	<b>3.3ft</b>	<b>6.6ft</b>	<b>9.8ft</b>	<b>13.1ft</b>	<b>16.4ft</b>	<b>19.7ft</b>	<b>23ft</b>	<b>26.2ft</b>	<b>29.5ft</b>	<b>32.8ft</b>
FC	4316	1079	480	270	173	120	88	67	53	43
<b>Distance</b>	<b>36.1ft</b>	<b>39.4ft</b>	<b>42.7ft</b>	<b>45.9ft</b>	<b>49.2ft</b>	<b>52.5ft</b>	<b>55.8ft</b>	<b>59.1ft</b>	<b>62.3ft</b>	<b>65.6ft</b>
FC	36	30	26	22	19	17	15	13	12	11

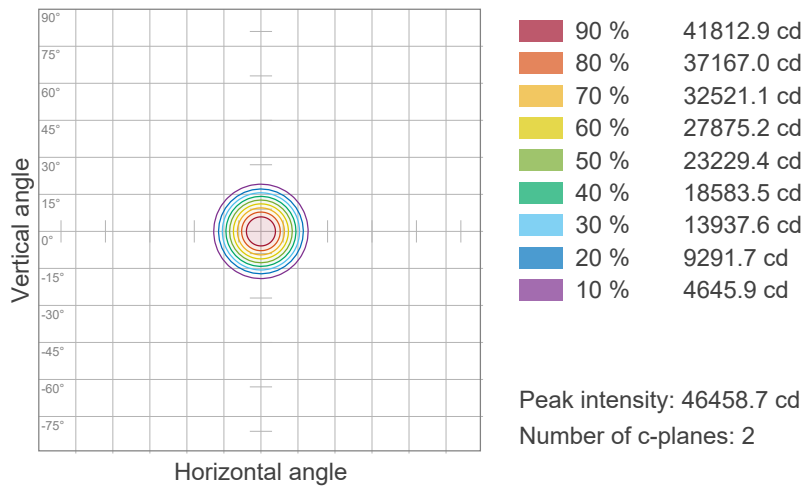
# Photometric & Chromaticity Report

Ovation Rêve F-3: 50% Zoom - Full Power

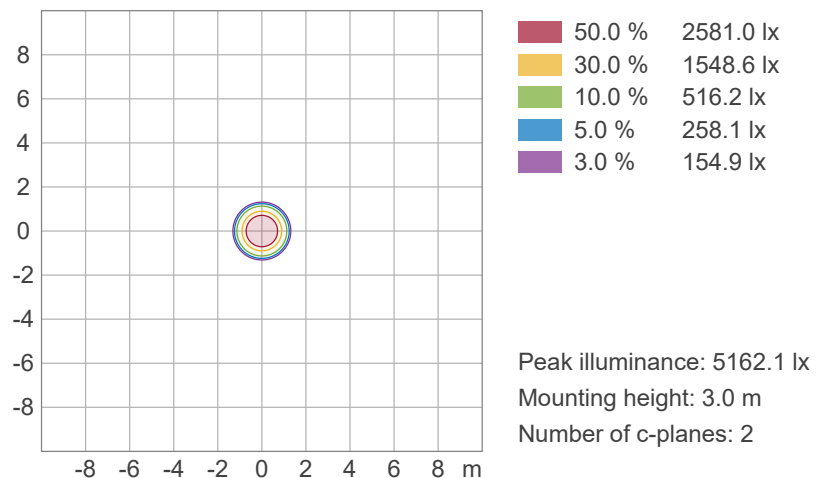


## ISO Diagrams

### ISO Candela Diagram



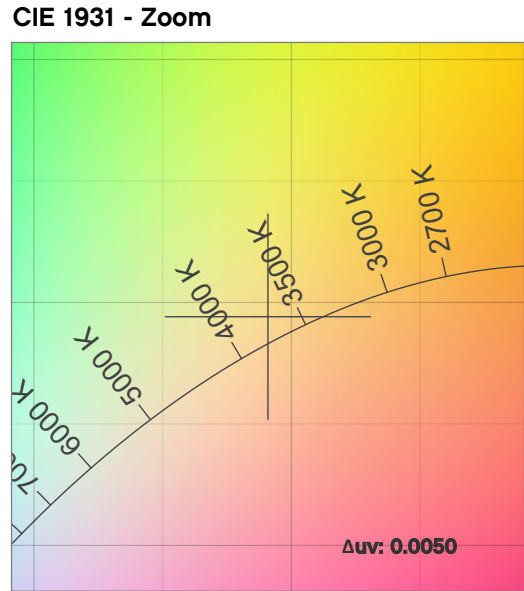
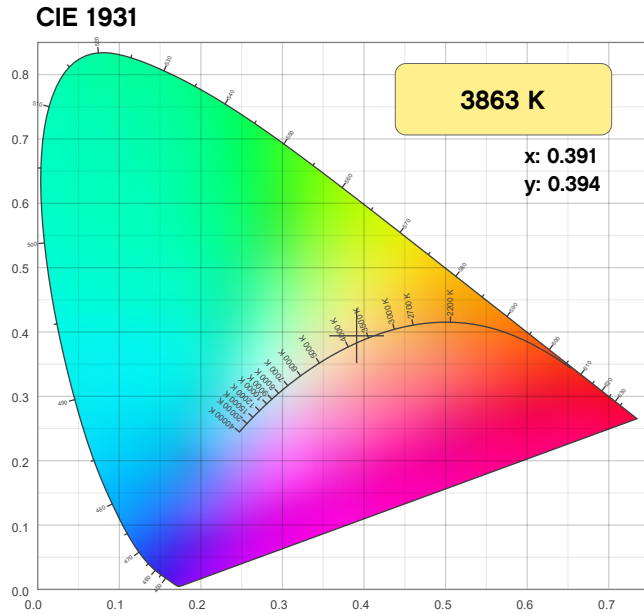
### ISO Lux Diagram



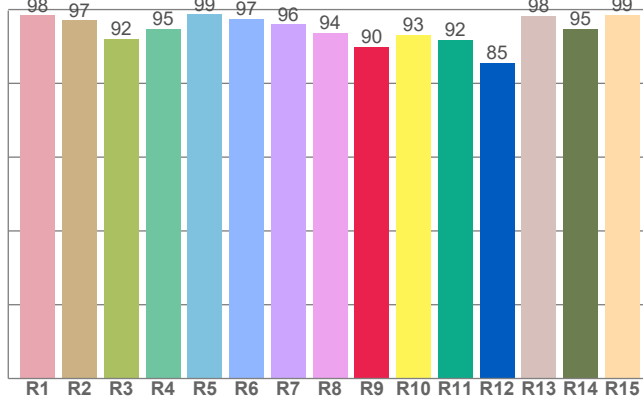
# Photometric & Chromaticity Report

Ovation Rêve F-3: 50% Zoom - Full Power

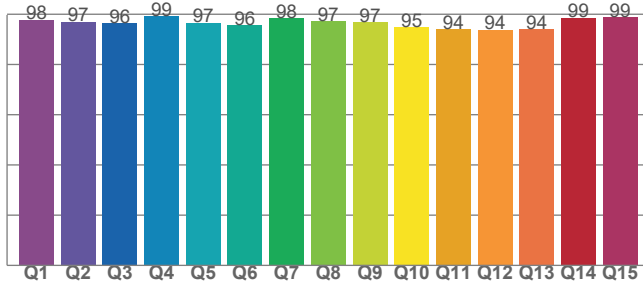
## Chromaticity



**CRI: 96.0 (R1-R8)**



**CQS: 96.2**



**Color Parameters**

Color Temperature	Color Coordinate CIE 1931	Color Coordinate CIE 1931
CCT	x	y
3863 K	0.391	0.394

Color Deviation from Black Body Curve	Color Coordinate CIE 1964	Color Coordinate CIE 1964
Δuv	y	u
0.0050	0.394	0.225

Color Rendering Index	Red Component	Color Quality Scale
CRI	CRI - R9	CQS
96.0	89.8	96.2

Television Lighting Consistency Index	Color Fidelity	Color Gamut
TLCI	TM30 - Rf	TM30 Rg
93	95.1	101.6

# Photometric & Chromaticity Report

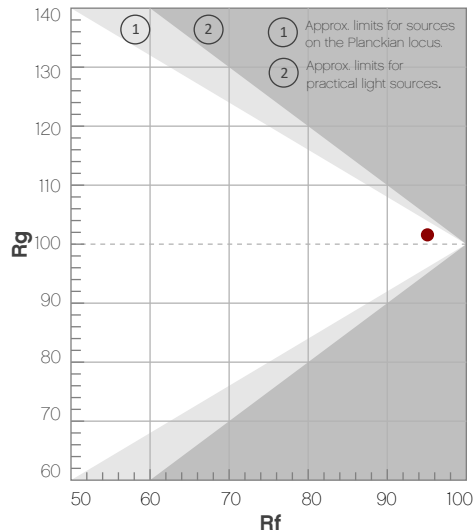
Ovation Rêve F-3: 50% Zoom - Full Power

## TM-30 Details

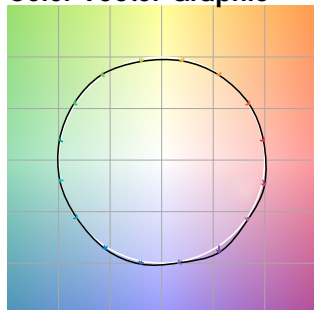
**Rf 95.1**  
Fidelity Index  
(Rg)

**Rg 101.6**  
Gammut Index  
(Rg)

Hue Bin	R <sub>f</sub>	Graphic shifts (%)	
		Chroma	Hue
1	96	1%	-1%
2	96	1%	-2%
3	96	-1%	-1%
4	96	-2%	-1%
5	95	-2%	1%
6	96	1%	3%
7	96	1%	2%
8	96	1%	1%
9	96	1%	1%
10	97	0%	1%
11	94	2%	3%
12	93	3%	-1%
13	94	1%	-4%
14	93	5%	-3%
15	94	2%	-2%
16	91	3%	-5%



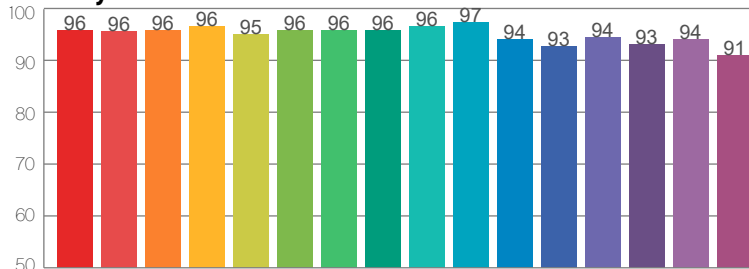
Color Vector Graphic



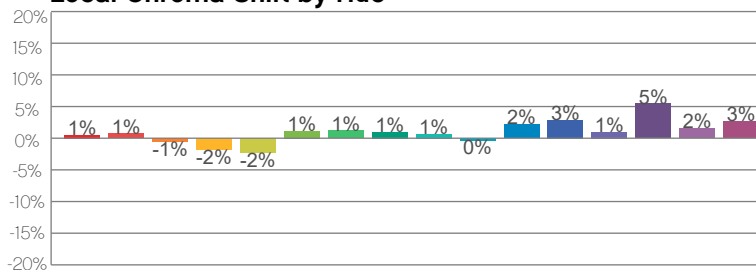
Color Distortion Graphic



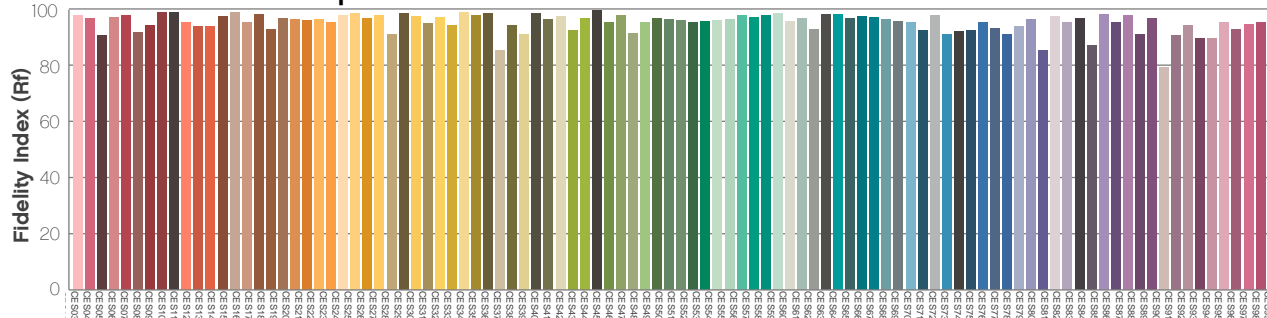
R<sub>f</sub> by Hue



Local Chroma Shift by Hue



Color Evaluation Sample



# Photometric & Chromaticity Report

Ovation Rêve F-3: Full Flood - Full Power

## Report Summary

### Measurements

Fixture Output: 14302 lm  
Fixture Peak: 13515 cd  
Fixture Efficacy: 27 lm/W  
Intensity @ 5m: 539 lux  
Color Temperature: 3845 K  
CRI: 95.9      CRI R9 Value: 88.7  
CQS: 95.8  
TLCI: 93  
TM-30 Rf: 95.0  
TM-30 Rg: 101.3  
Beam Angle (50%): 66.5°  
Field Angle (10%): 88.5°  
Cutoff Angle (3%): 97.3°

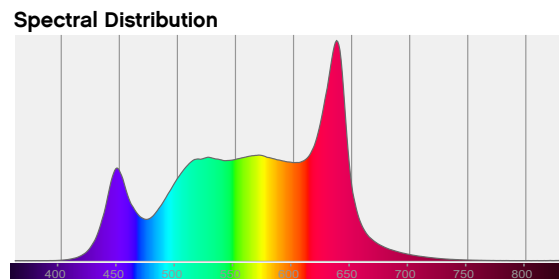
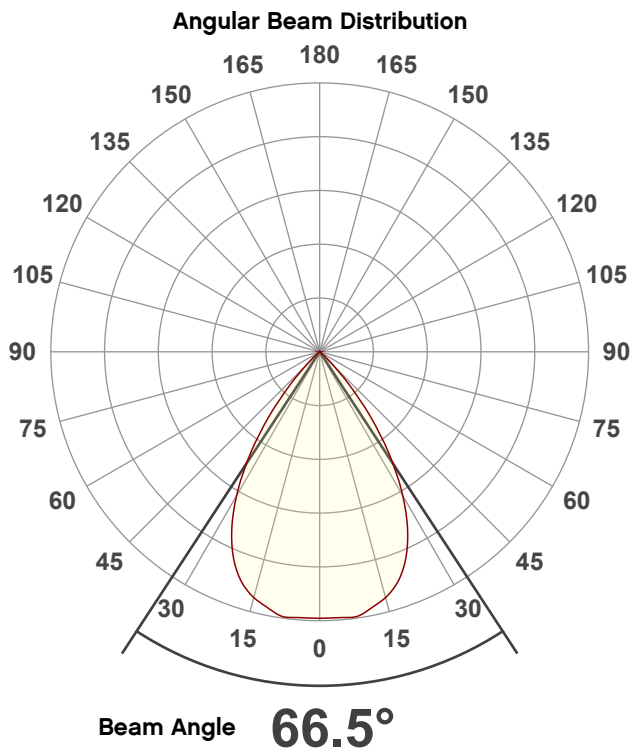


### Conditions

AC Supply: 110 V, 60 Hz  
Power: 533.79 W  
Current: 4.84 A  
Power Factor: 1.0

This data sheet conforms to American National Standard E1.9 – 2007 (R2017). All data was measured and calculated by a Viso Systems LabSpion Goniometer at the Chauvet PD Optics Laboratory in Davie, FL on 2/29/2024 to LM-63-2002 Standards.


## Overall Measurement



Tested Color (CIE 1931):

X: 0.392

Y: 0.396



Light Quality

CRI: 95.9

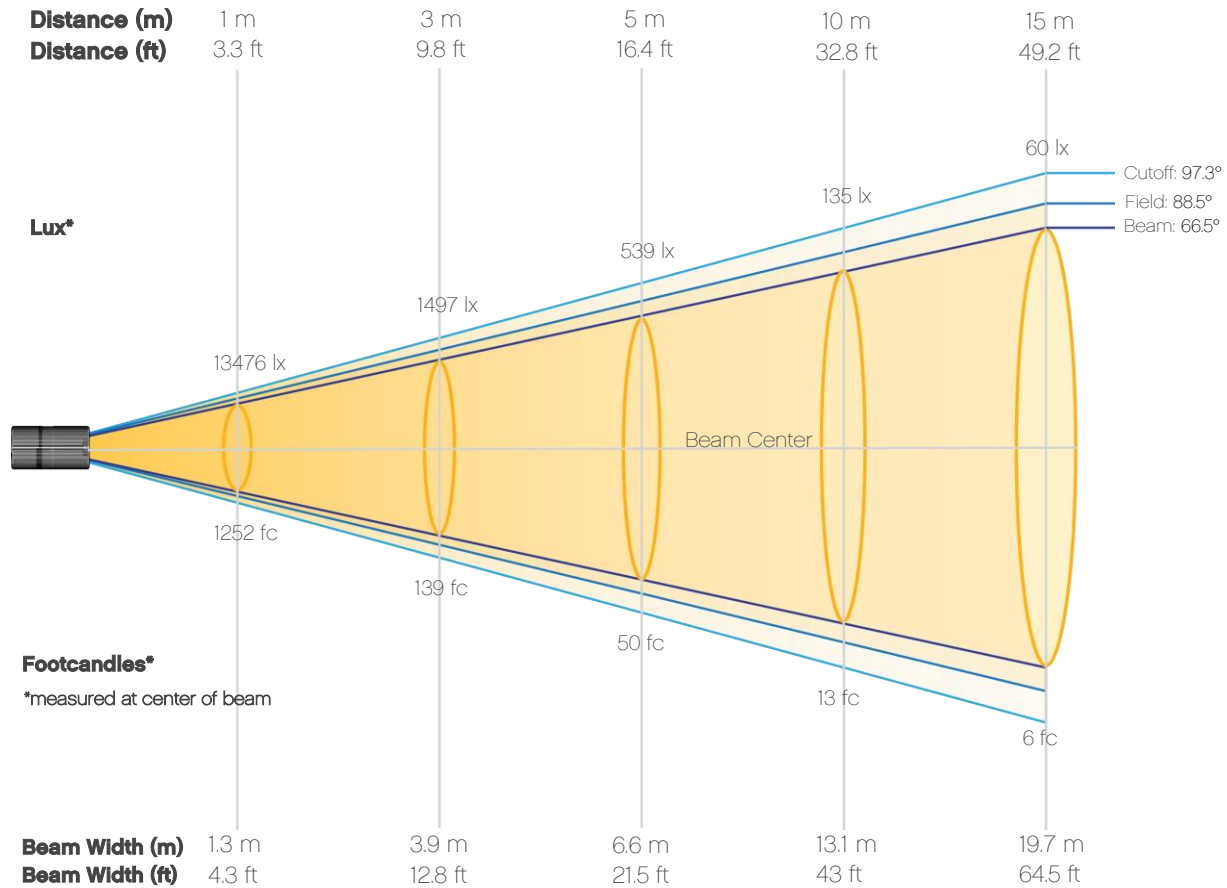
Color Temperature

3845 K

# Photometric & Chromaticity Report

Ovation Rêve F-3: Full Flood - Full Power

## Beam Details

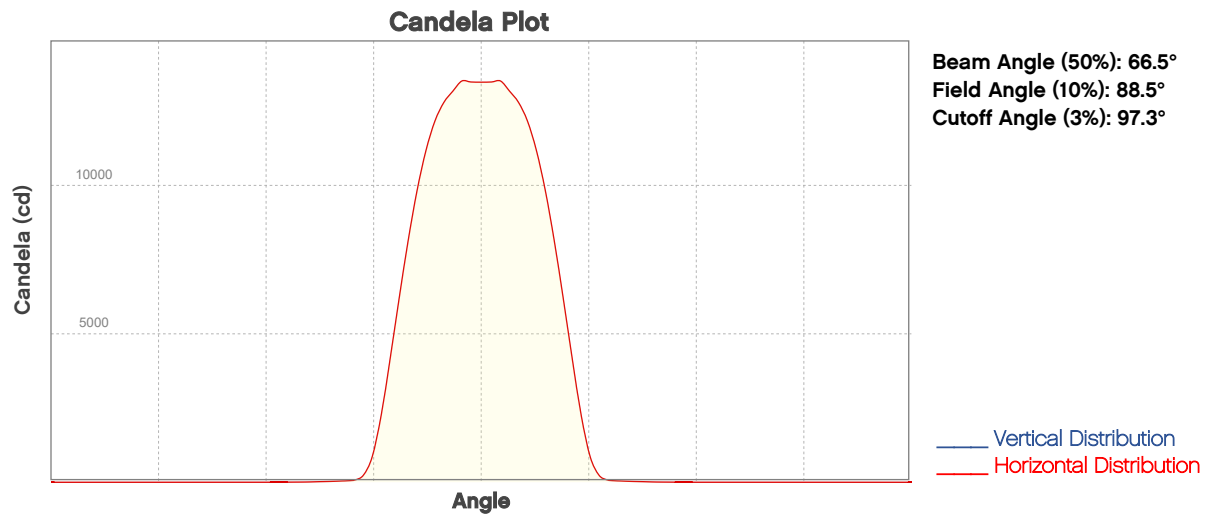


### Beam Intensities from 1-20m (3.3-65.6ft)

<b>Distance</b>	<b>1m</b>	<b>2m</b>	<b>3m</b>	<b>4m</b>	<b>5m</b>	<b>6m</b>	<b>7m</b>	<b>8m</b>	<b>9m</b>	<b>10m</b>
Lux	13476	3369	1497	842	539	374	275	211	166	135
<b>Distance</b>	<b>11m</b>	<b>12m</b>	<b>13m</b>	<b>14m</b>	<b>15m</b>	<b>16m</b>	<b>17m</b>	<b>18m</b>	<b>19m</b>	<b>20m</b>
Lux	111	94	80	69	60	53	47	42	37	34
<b>Distance</b>	<b>3.3ft</b>	<b>6.6ft</b>	<b>9.8ft</b>	<b>13.1ft</b>	<b>16.4ft</b>	<b>19.7ft</b>	<b>23ft</b>	<b>26.2ft</b>	<b>29.5ft</b>	<b>32.8ft</b>
FC	1252	313	139	78	50	35	26	20	15	13
<b>Distance</b>	<b>36.1ft</b>	<b>39.4ft</b>	<b>42.7ft</b>	<b>45.9ft</b>	<b>49.2ft</b>	<b>52.5ft</b>	<b>55.8ft</b>	<b>59.1ft</b>	<b>62.3ft</b>	<b>65.6ft</b>
FC	10	9	7	6	6	5	4	4	3	3

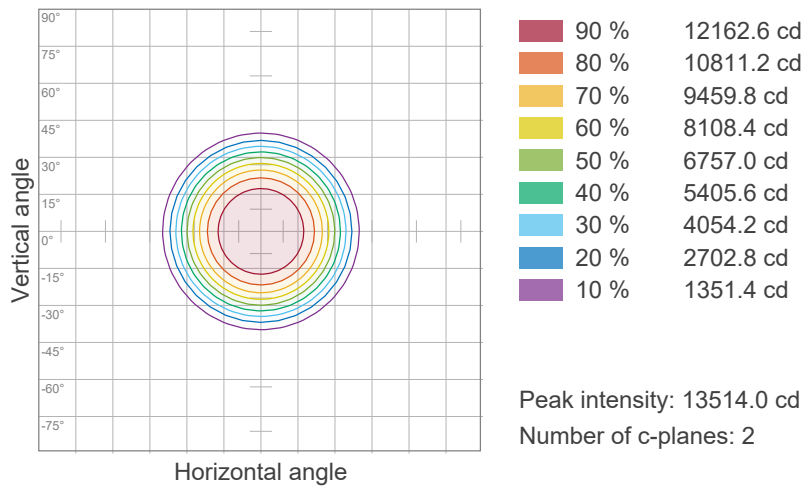
# Photometric & Chromaticity Report

Ovation Rêve F-3: Full Flood - Full Power

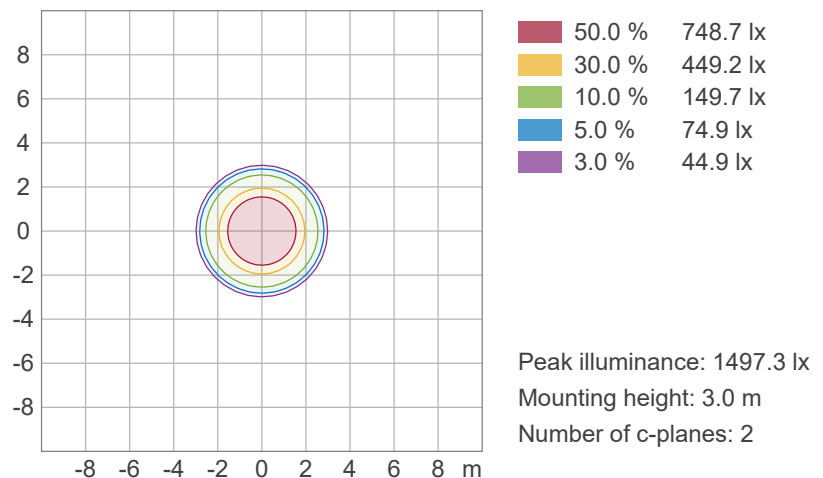


## ISO Diagrams

### ISO Candela Diagram



### ISO Lux Diagram

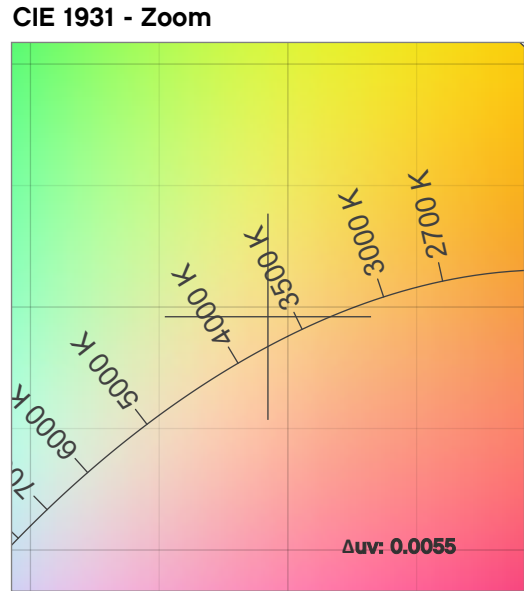
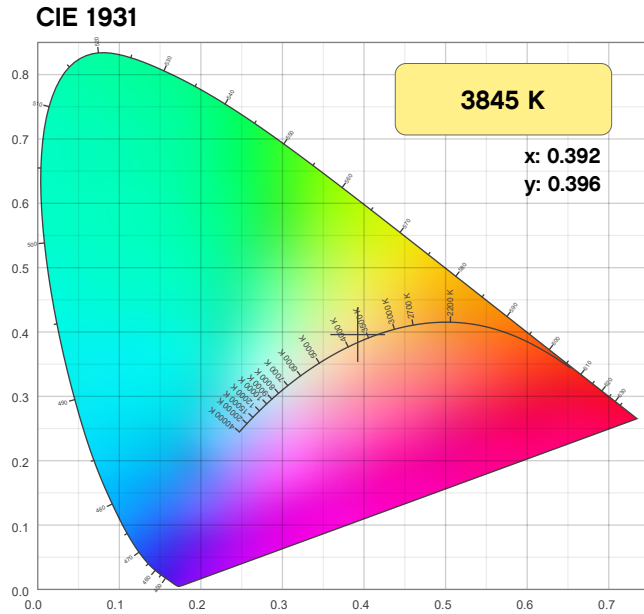




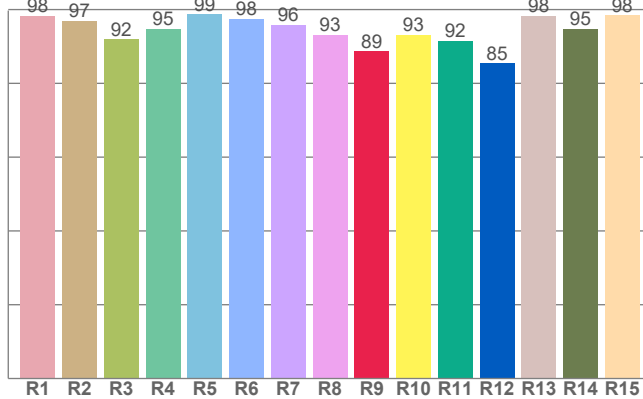
# Photometric & Chromaticity Report

Ovation Rêve F-3: Full Flood - Full Power

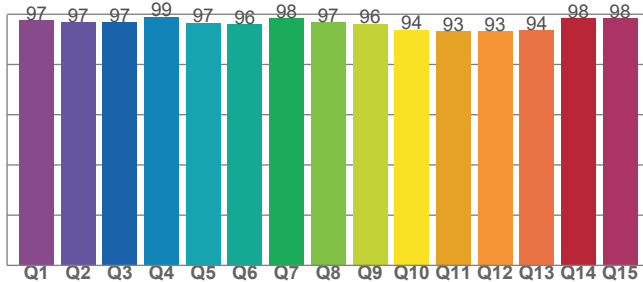
## Chromaticity



**CRI: 95.9 (R1-R8)**



**CQS: 95.8**



**Color Parameters**

Color Temperature	Color Coordinate CIE 1931	Color Coordinate CIE 1931
CCT	x	y
3845 K	0.392	0.396

Color Deviation from Black Body Curve	Color Coordinate CIE 1964	Color Coordinate CIE 1964
Δuv	y	u
0.0055	0.396	0.225

Color Rendering Index	Red Component	Color Quality Scale
CRI	CRI - R9	CQS
95.9	88.7	95.8

Television Lighting Consistency Index	Color Fidelity	Color Gamut
TLCI	TM30 - Rf	TM30 Rg
93	95.0	101.3

# Photometric & Chromaticity Report

Ovation Rêve F-3: Full Flood - Full Power

## TM-30 Details

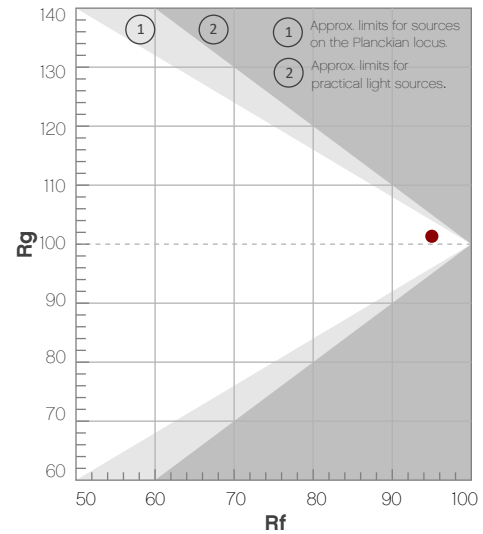
**Rf 95.0**

Fidelity Index  
(Rg)

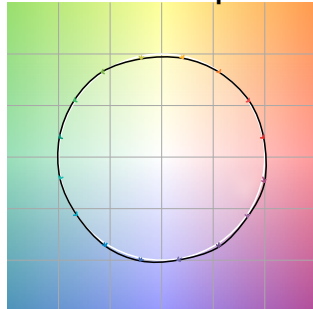
**Rg 101.3**

Gammut Index  
(Rg)

Hue Bin	R <sub>f</sub>	Graphic shifts (%)	
		Chroma	Hue
1	96	1%	-1%
2	95	1%	-2%
3	96	-1%	-1%
4	96	-2%	-1%
5	95	-3%	1%
6	96	1%	3%
7	96	1%	2%
8	96	1%	1%
9	96	1%	1%
10	97	0%	1%
11	94	2%	3%
12	93	3%	-1%
13	94	1%	-5%
14	94	3%	-3%
15	94	1%	-2%
16	91	3%	-4%



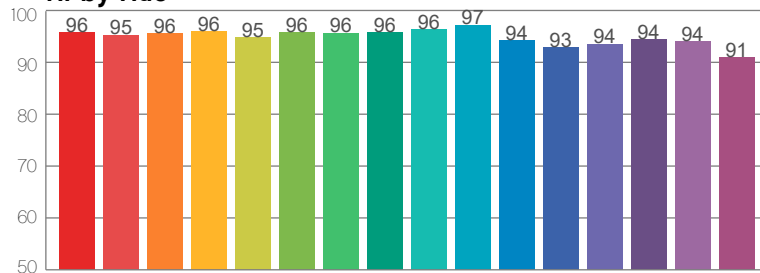
Color Vector Graphic



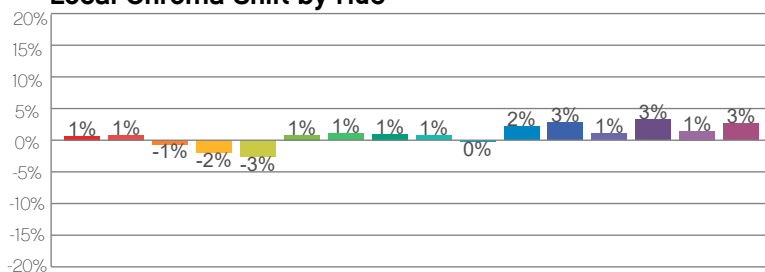
Color Distortion Graphic



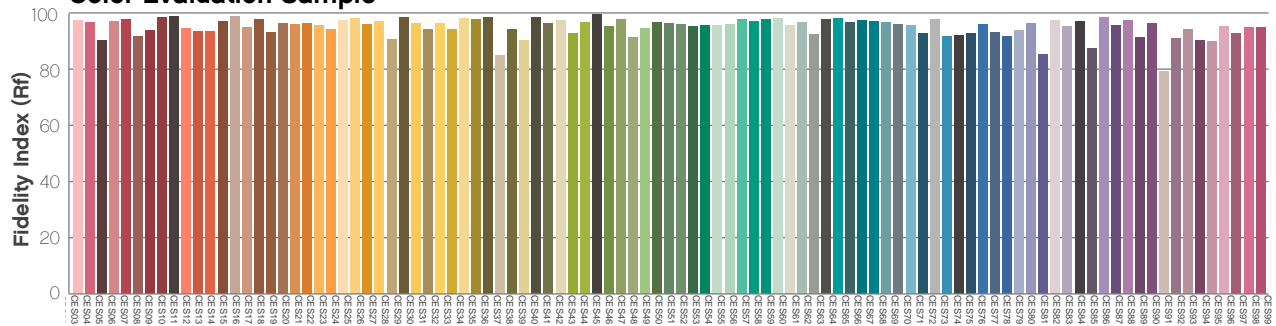
Rf by Hue



Local Chroma Shift by Hue



Color Evaluation Sample



# Photometric & Chromaticity Report

Ovation Rêve F-3: Full Spot - 3200K

## Report Summary

### Measurements

Fixture Output: 4587 lm  
Fixture Peak: 101233 cd  
Fixture Efficacy: 11 lm/W  
Intensity @ 5m: 4049 lux  
Color Temperature: 3232 K  
CRI: 97.1      CRI R9 Value: 98.0  
CQS: 95.9  
TLCI: 90  
TM-30 Rf: 95.2  
TM-30 Rg: 102.4  
Beam Angle (50%): 10.8°  
Field Angle (10%): 19.2°  
Cutoff Angle (3%): 26.1°

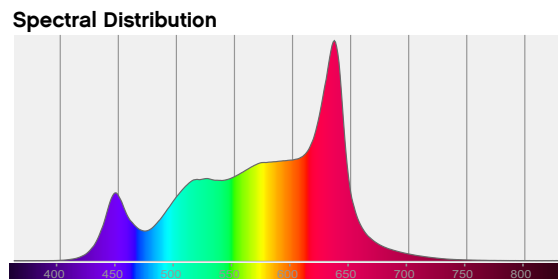
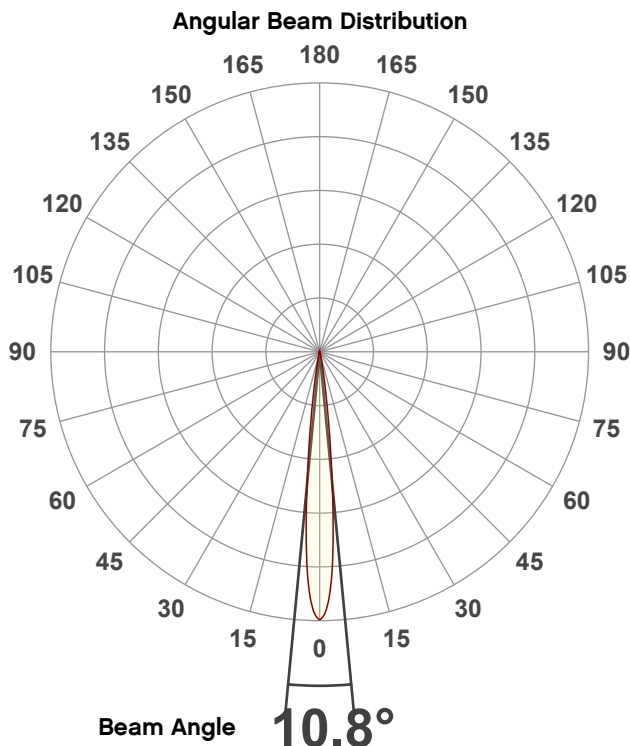


### Conditions

AC Supply: 113 V, 60 Hz  
Power: 410.1 W  
Current: 3.63 A  
Power Factor: 1.0

This data sheet conforms to American National Standard E1.9 – 2007 (R2017). All data was measured and calculated by a Viso Systems LabSpion Goniometer at the Chauvet PD Optics Laboratory in Davie, FL on 2/29/2024 to LM-63-2002 Standards.

## Overall Measurement



**Tested Color** (CIE 1931):  
X: 0.423  
Y: 0.401

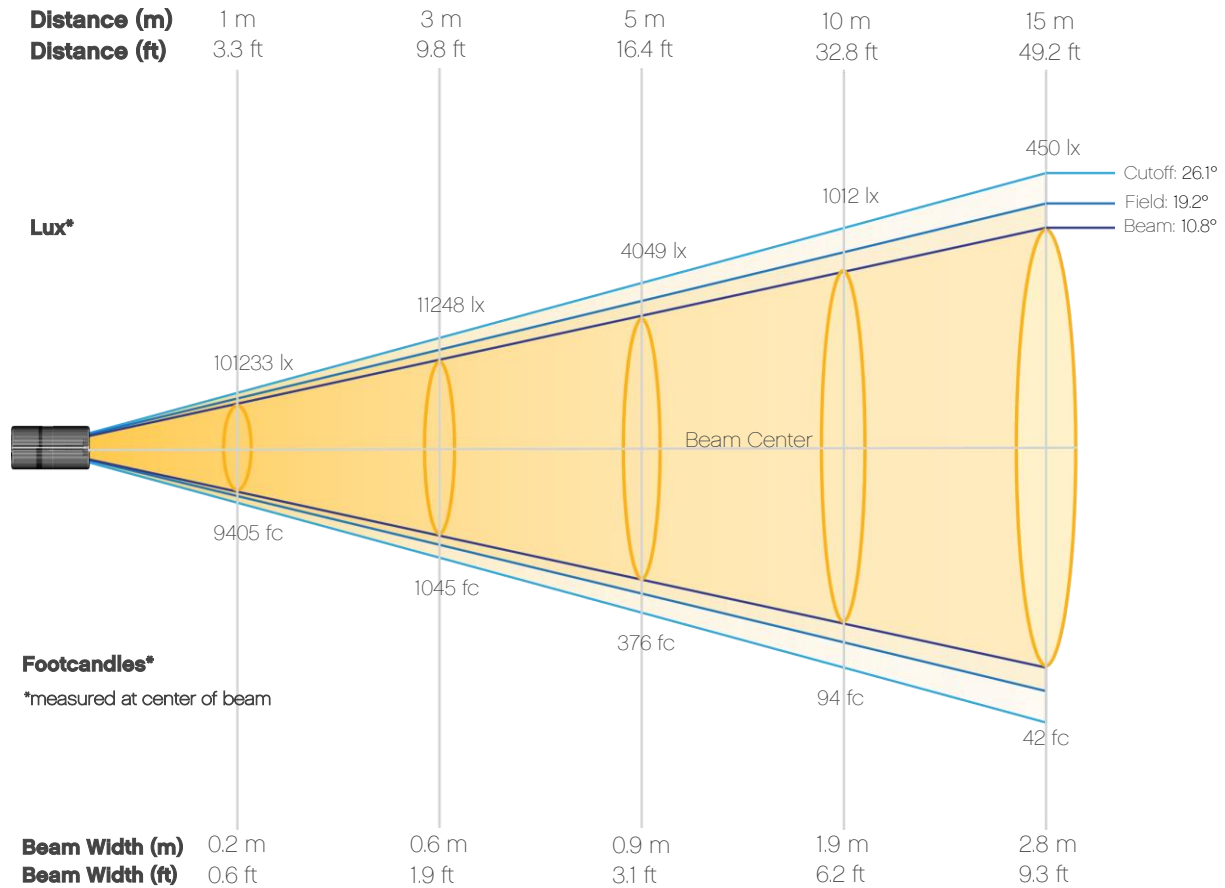
**Light Quality**  
CRI: 97.1

**Color Temperature**  
3232 K

# Photometric & Chromaticity Report

Ovation Rêve F-3: Full Spot - 3200K

## Beam Details

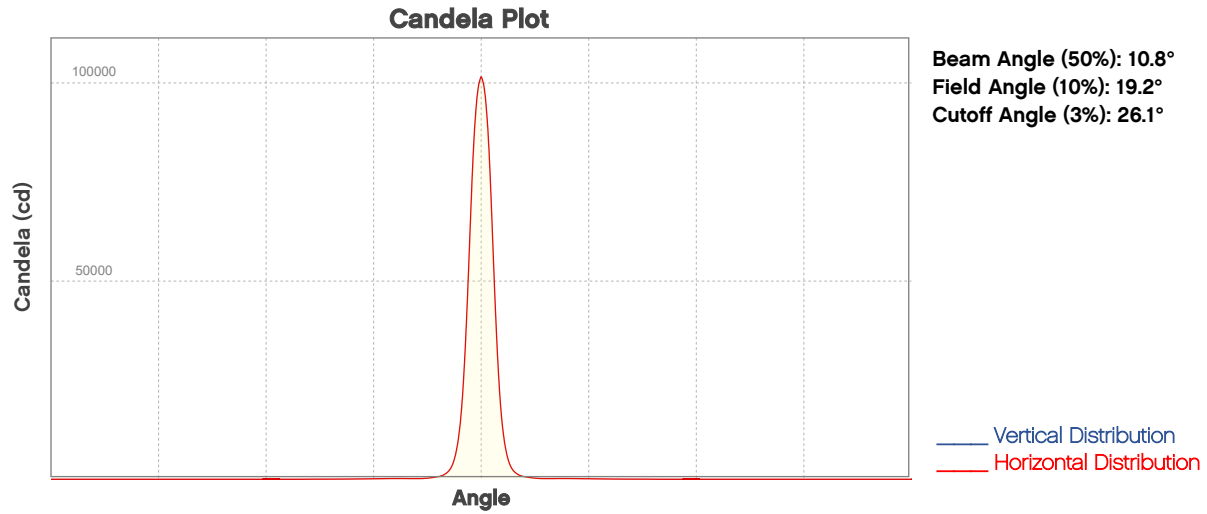


### Beam Intensities from 1-20m (3.3-65.6ft)

<b>Distance</b>	<b>1m</b>	<b>2m</b>	<b>3m</b>	<b>4m</b>	<b>5m</b>	<b>6m</b>	<b>7m</b>	<b>8m</b>	<b>9m</b>	<b>10m</b>
Lux	101233	25308	11248	6327	4049	2812	2066	1582	1250	1012
<b>Distance</b>	<b>11m</b>	<b>12m</b>	<b>13m</b>	<b>14m</b>	<b>15m</b>	<b>16m</b>	<b>17m</b>	<b>18m</b>	<b>19m</b>	<b>20m</b>
Lux	837	703	599	516	450	395	350	312	280	253
<b>Distance</b>	<b>3.3ft</b>	<b>6.6ft</b>	<b>9.8ft</b>	<b>13.1ft</b>	<b>16.4ft</b>	<b>19.7ft</b>	<b>23ft</b>	<b>26.2ft</b>	<b>29.5ft</b>	<b>32.8ft</b>
FC	9405	2351	1045	588	376	261	192	147	116	94
<b>Distance</b>	<b>36.1ft</b>	<b>39.4ft</b>	<b>42.7ft</b>	<b>45.9ft</b>	<b>49.2ft</b>	<b>52.5ft</b>	<b>55.8ft</b>	<b>59.1ft</b>	<b>62.3ft</b>	<b>65.6ft</b>
FC	78	65	56	48	42	37	33	29	26	24

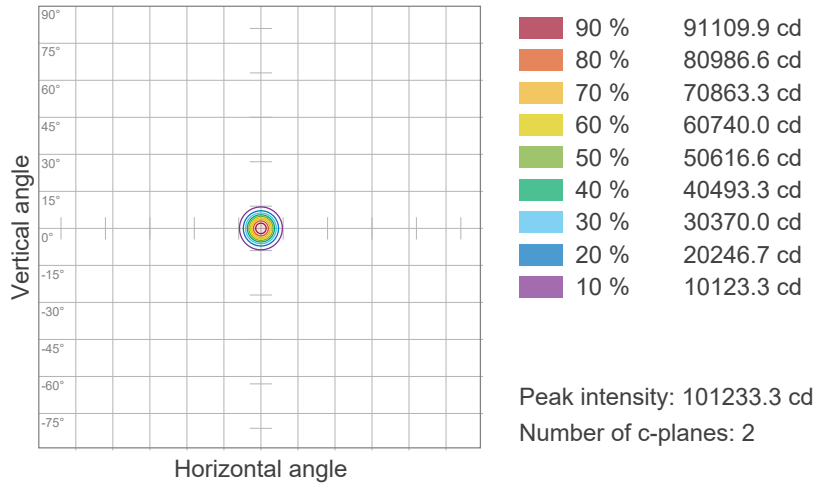
# Photometric & Chromaticity Report

Ovation Rêve F-3: Full Spot - 3200K

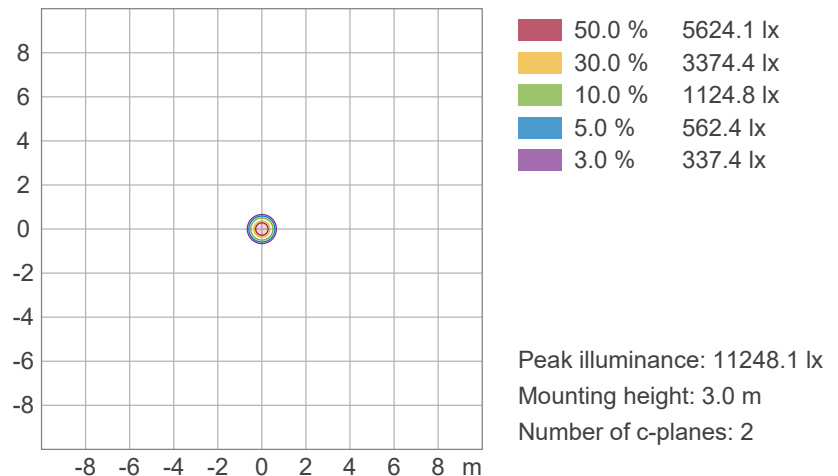


## ISO Diagrams

### ISO Candela Diagram



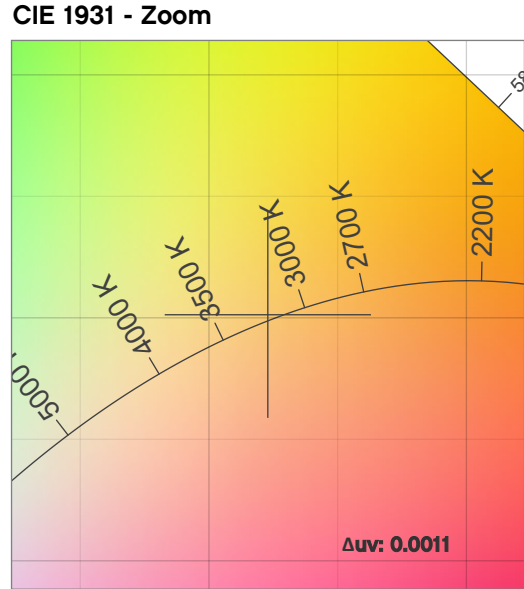
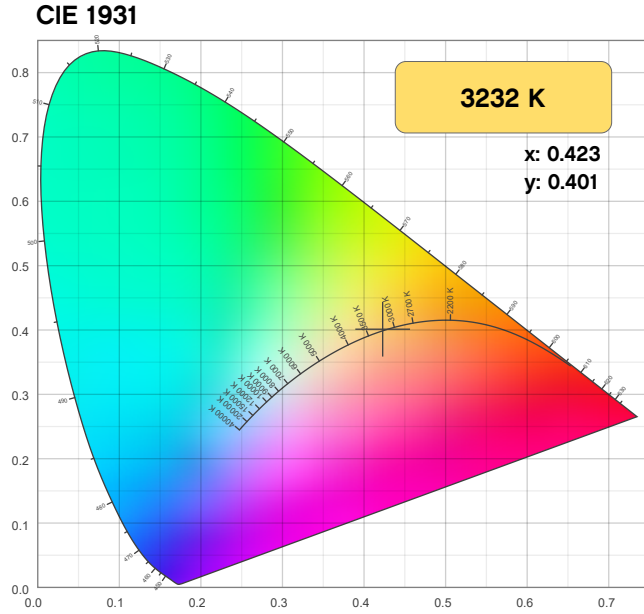
### ISO Lux Diagram



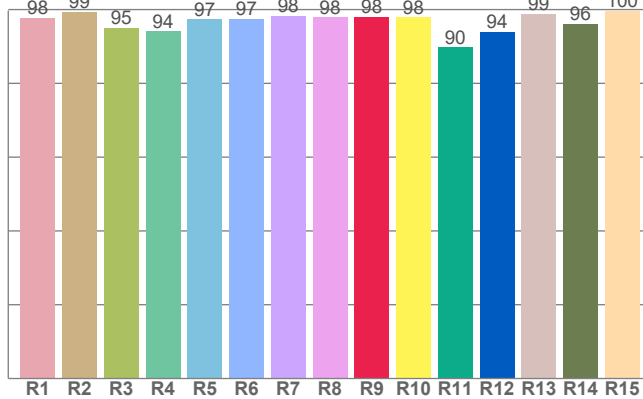
# Photometric & Chromaticity Report

Ovation Rêve F-3: Full Spot - 3200K

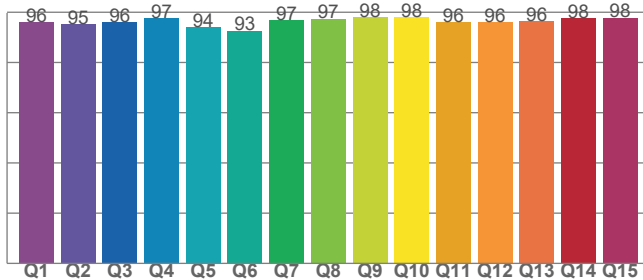
## Chromaticity



**CRI: 97.1 (R1-R8)**



**CQS: 95.9**



**Color Parameters**

Color Temperature	Color Coordinate CIE 1931	Color Coordinate CIE 1931
CCT	x	y
3232 K	0.423	0.401

Color Deviation from Black Body Curve	Color Coordinate CIE 1964	Color Coordinate CIE 1964
Δuv	y	u
0.0011	0.401	0.243

Color Rendering Index	Red Component	Color Quality Scale
CRI	CRI - R9	CQS
97.1	98.0	95.9

Television Lighting Consistency Index	Color Fidelity	Color Gamut
TLCI	TM30 - Rf	TM30 Rg
90	95.2	102.4

# Photometric & Chromaticity Report

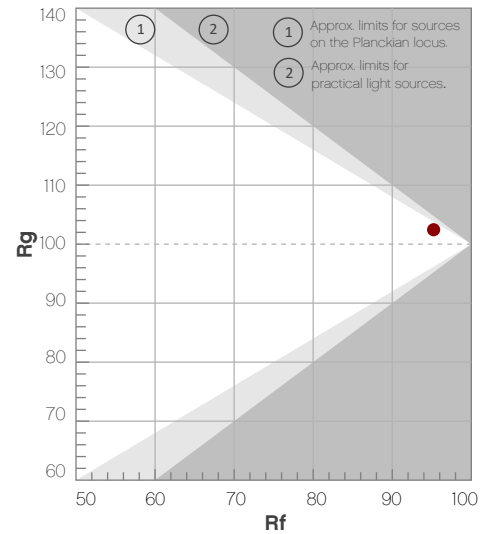
Ovation Rêve F-3: Full Spot - 3200K

## TM-30 Details

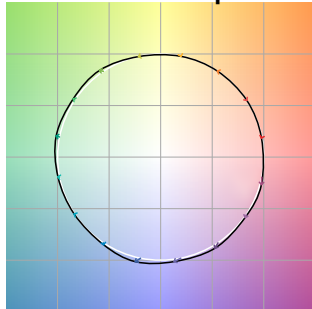
**Rf 95.2**  
Fidelity Index  
(Rg)

**Rg 102.4**  
Gammut Index  
(Rg)

Hue Bin	R <sub>f</sub>	Graphic shifts (%)	
		Chroma	Hue
1	96	0%	-1%
2	97	0%	-1%
3	96	0%	1%
4	98	0%	0%
5	96	0%	2%
6	94	3%	3%
7	97	2%	0%
8	95	3%	0%
9	96	1%	-1%
10	97	0%	-1%
11	96	1%	1%
12	90	4%	-4%
13	91	2%	-7%
14	92	3%	-5%
15	94	1%	-3%
16	91	1%	-7%



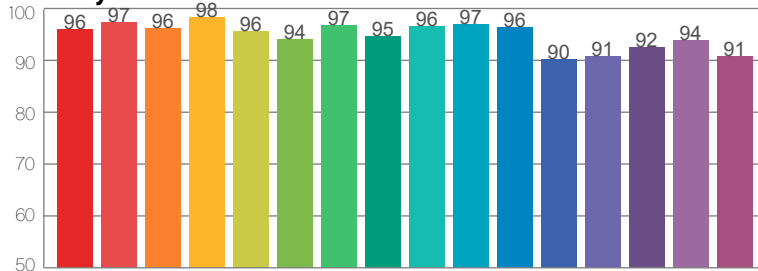
Color Vector Graphic



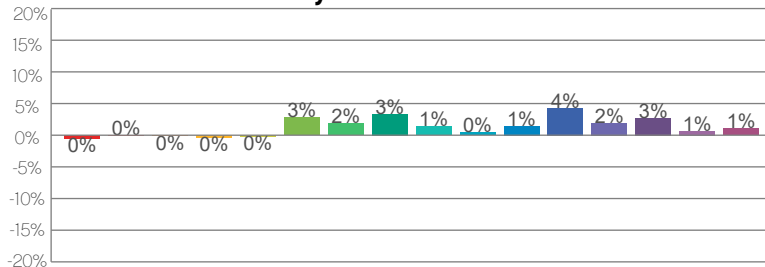
Color Distortion Graphic



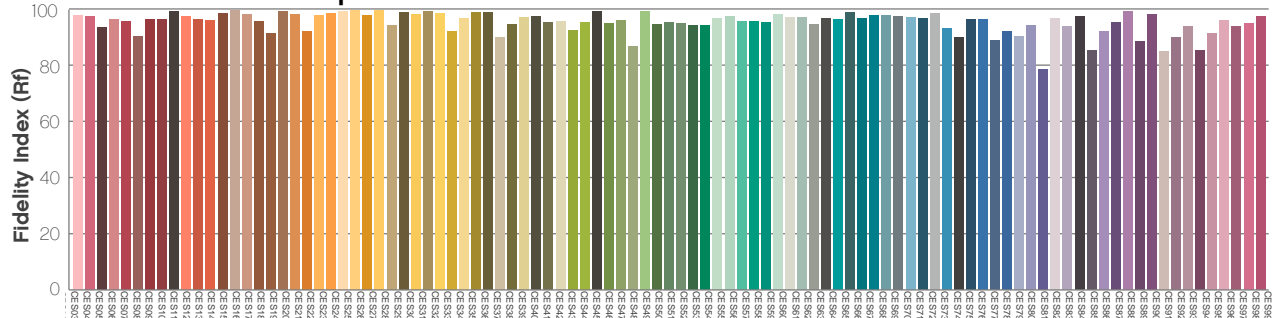
R<sub>f</sub> by Hue



Local Chroma Shift by Hue



Color Evaluation Sample



# Photometric & Chromaticity Report

Ovation Rêve F-3: 50% Zoom - 3200K

## Report Summary

### Measurements

Fixture Output: 8013 lm  
Fixture Peak: 36285 cd  
Fixture Efficacy: 18 lm/W  
Intensity @ 5m: 1451 lux  
Color Temperature: 3220 K  
CRI: 96.9      CRI R9 Value: 97.2  
CQS: 95.7  
TLCI: 90  
TM-30 Rf: 95.2  
TM-30 Rg: 102.3  
Beam Angle (50%): 28.1°  
Field Angle (10%): 42.3°  
Cutoff Angle (3%): 48.7°

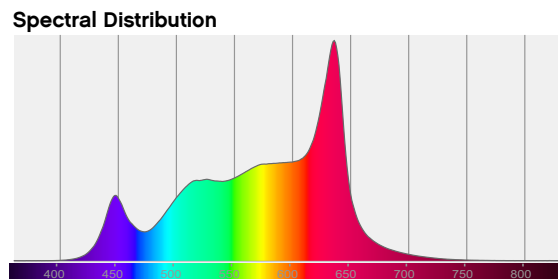
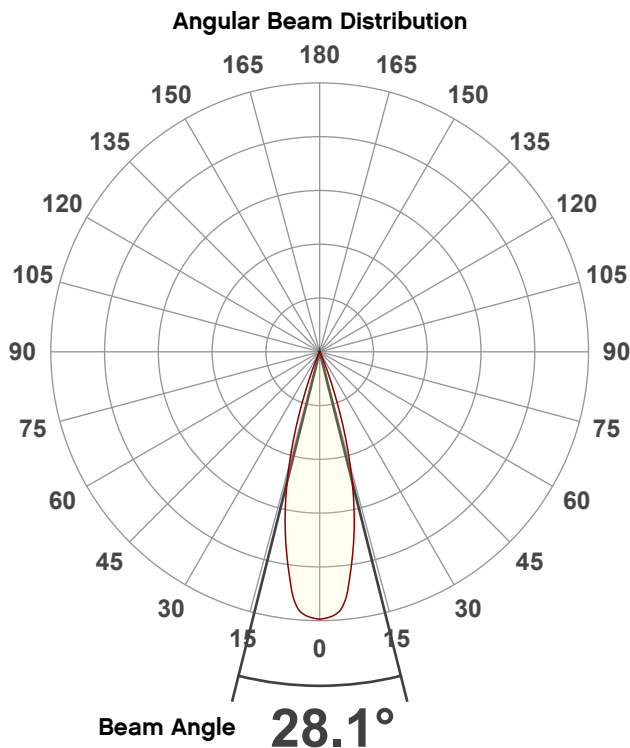


### Conditions

AC Supply: 112 V, 60 Hz  
Power: 439.87 W  
Current: 3.91 A  
Power Factor: 1.0

This data sheet conforms to American National Standard E1.9 – 2007 (R2017). All data was measured and calculated by a Viso Systems LabSpion Goniometer at the Chauvet PD Optics Laboratory in Davie, FL on 2/29/2024 to LM-63-2002 Standards.

## Overall Measurement



Tested Color (CIE 1931):  
X: 0.424  
Y: 0.403

Light Quality  
CRI: 96.9

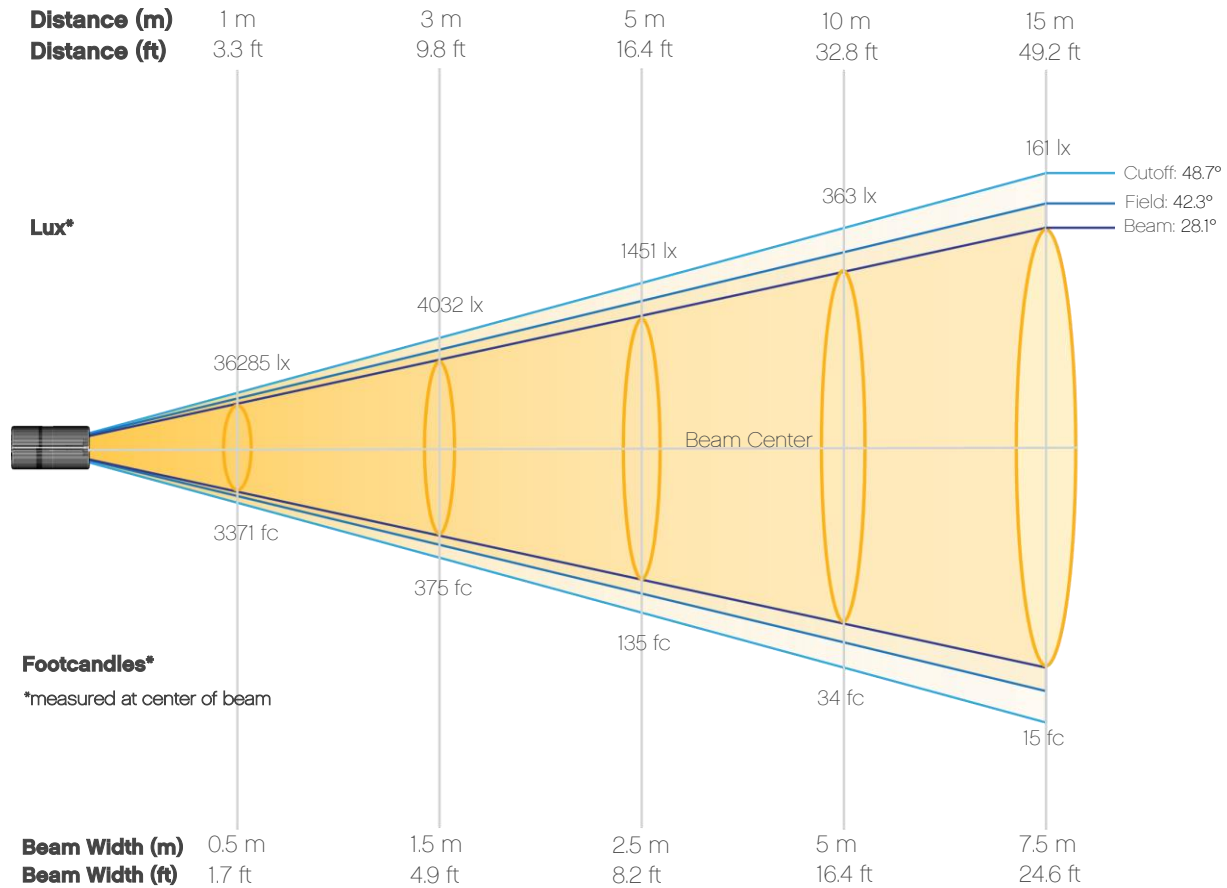
Color Temperature  
3220 K



# Photometric & Chromaticity Report

Ovation Rêve F-3: 50% Zoom - 3200K

## Beam Details

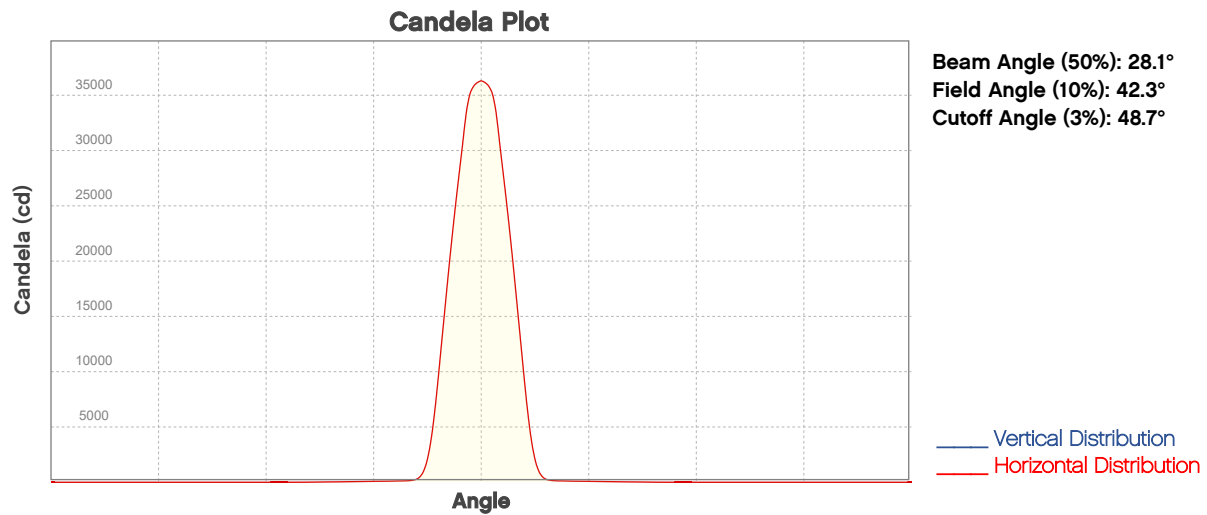


### Beam Intensities from 1-20m (3.3-65.6ft)

<b>Distance</b>	<b>1m</b>	<b>2m</b>	<b>3m</b>	<b>4m</b>	<b>5m</b>	<b>6m</b>	<b>7m</b>	<b>8m</b>	<b>9m</b>	<b>10m</b>
Lux	36285	9071	4032	2268	1451	1008	741	567	448	363
<b>Distance</b>	<b>11m</b>	<b>12m</b>	<b>13m</b>	<b>14m</b>	<b>15m</b>	<b>16m</b>	<b>17m</b>	<b>18m</b>	<b>19m</b>	<b>20m</b>
Lux	300	252	215	185	161	142	126	112	101	91
<b>Distance</b>	<b>3.3ft</b>	<b>6.6ft</b>	<b>9.8ft</b>	<b>13.1ft</b>	<b>16.4ft</b>	<b>19.7ft</b>	<b>23ft</b>	<b>26.2ft</b>	<b>29.5ft</b>	<b>32.8ft</b>
FC	3371	843	375	211	135	94	69	53	42	34
<b>Distance</b>	<b>36.1ft</b>	<b>39.4ft</b>	<b>42.7ft</b>	<b>45.9ft</b>	<b>49.2ft</b>	<b>52.5ft</b>	<b>55.8ft</b>	<b>59.1ft</b>	<b>62.3ft</b>	<b>65.6ft</b>
FC	28	23	20	17	15	13	12	10	9	8

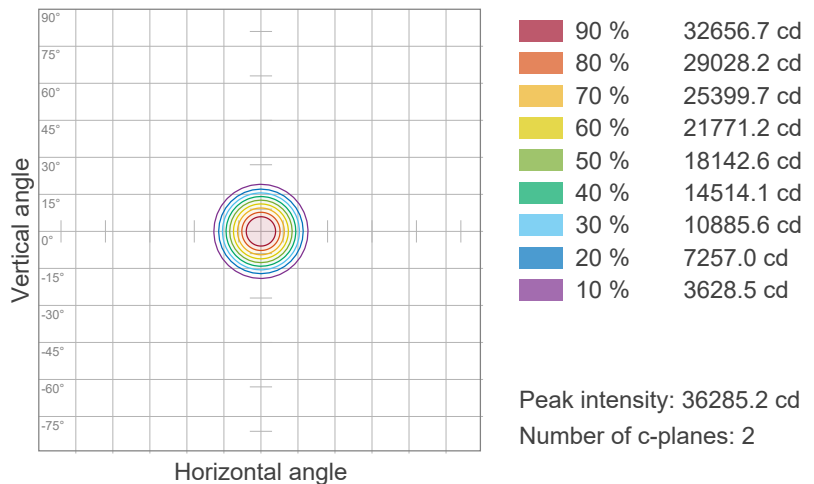
# Photometric & Chromaticity Report

Ovation Rêve F-3: 50% Zoom - 3200K

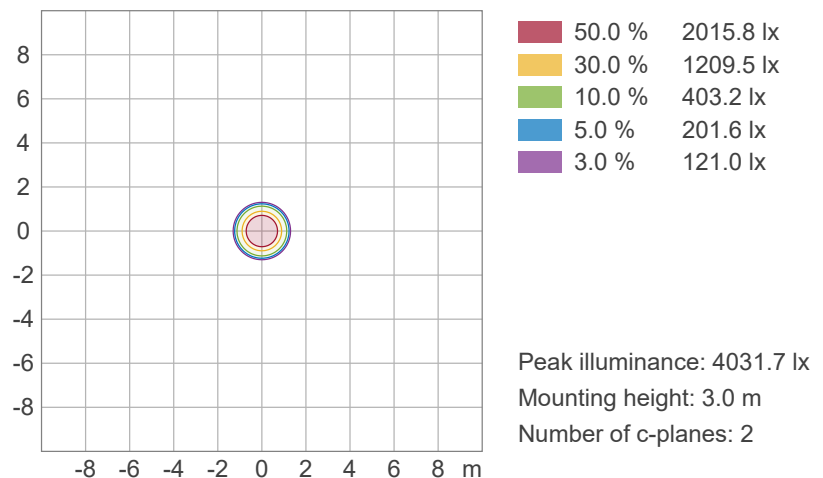


## ISO Diagrams

### ISO Candela Diagram



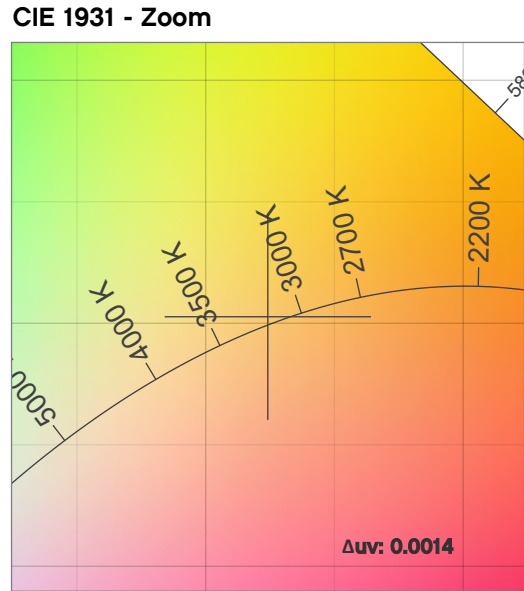
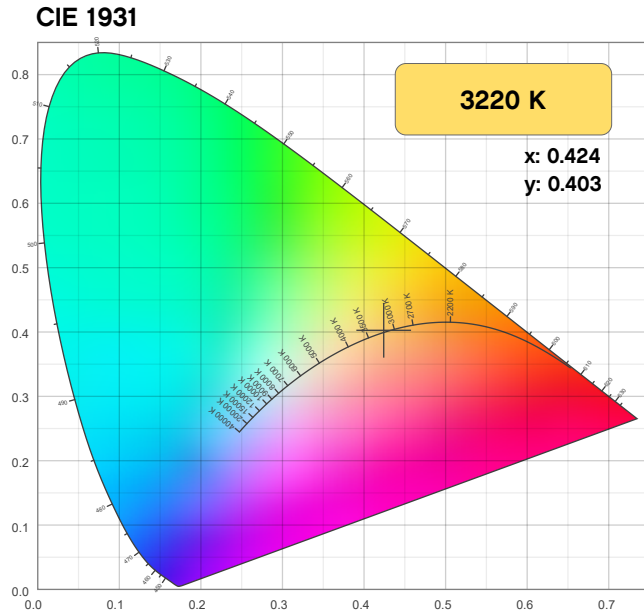
### ISO Lux Diagram



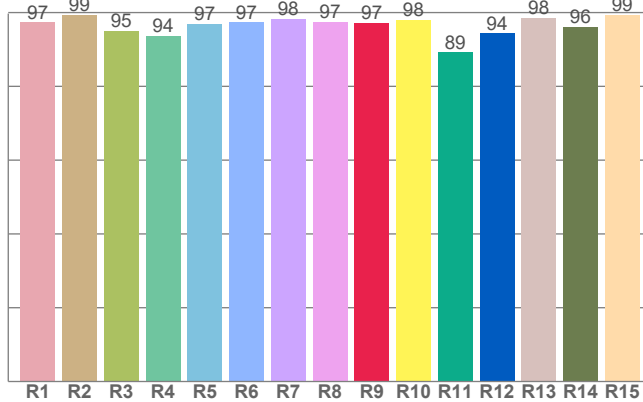
# Photometric & Chromaticity Report

Ovation Rêve F-3: 50% Zoom - 3200K

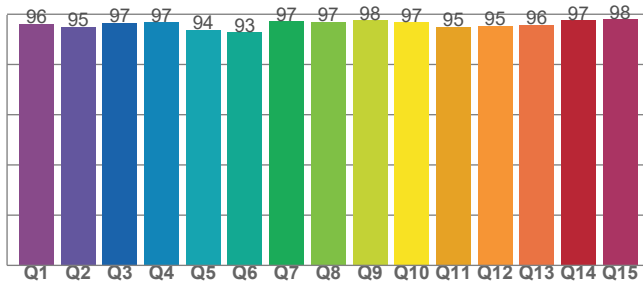
## Chromaticity



**CRI: 96.9 (R1-R8)**



**CQS: 95.7**



**Color Parameters**

Color Temperature	Color Coordinate CIE 1931	Color Coordinate CIE 1931
CCT	x	y
3220 K	0.424	0.403

Color Deviation from Black Body Curve	Color Coordinate CIE 1964	Color Coordinate CIE 1964
Δuv	y	u
0.0014	0.403	0.243

Color Rendering Index	Red Component	Color Quality Scale
CRI	CRI - R9	CQS
96.9	97.2	95.7

Television Lighting Consistency Index	Color Fidelity	Color Gamut
TLCI	TM30 - Rf	TM30 Rg
90	95.2	102.3

# Photometric & Chromaticity Report

Ovation Rêve F-3: 50% Zoom - 3200K

## TM-30 Details

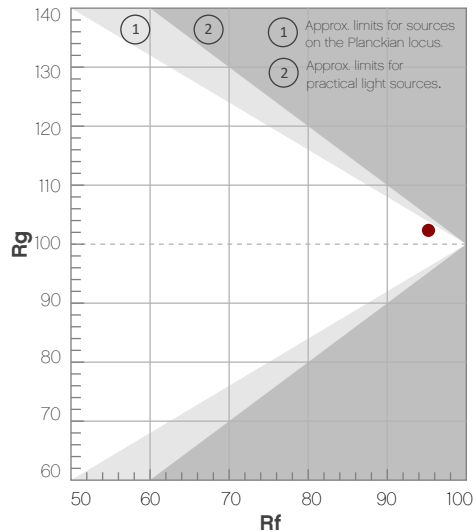
**Rf 95.2**

Fidelity Index  
(Rg)

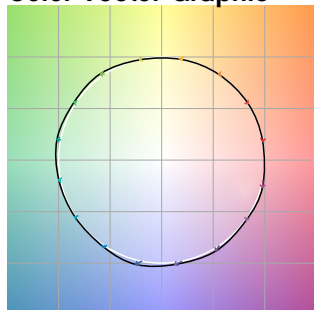
**Rg 102.3**

Gammut Index  
(Rg)


Hue Bin	R <sub>f</sub>	Graphic shifts (%)	
		Chroma	Hue
1	96	0%	-1%
2	97	0%	-1%
3	96	0%	0%
4	98	-1%	0%
5	96	0%	2%
6	94	3%	3%
7	97	2%	0%
8	94	3%	0%
9	96	2%	-1%
10	97	1%	-1%
11	97	1%	1%
12	90	4%	-5%
13	91	2%	-7%
14	93	2%	-5%
15	94	1%	-3%
16	91	1%	-7%



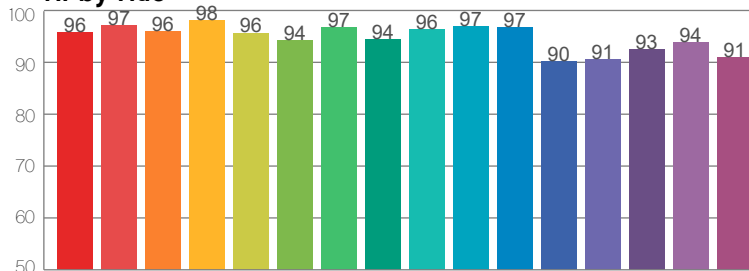
Color Vector Graphic



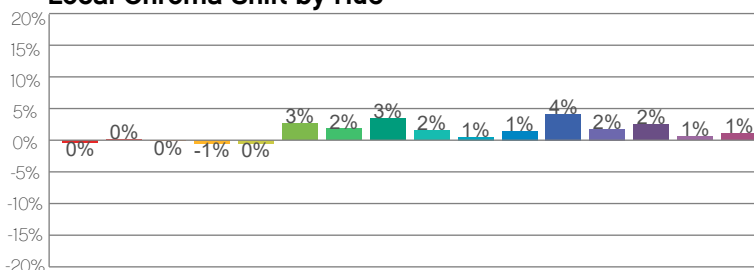
Color Distortion Graphic



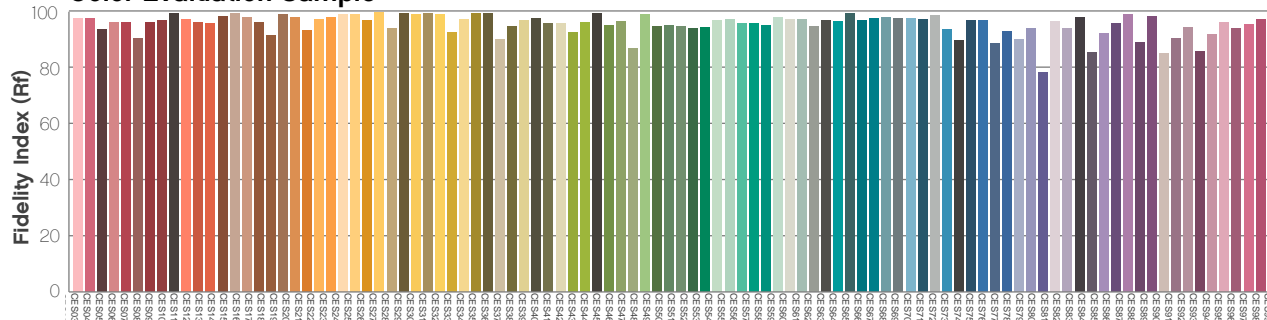
Rf by Hue



Local Chroma Shift by Hue



Color Evaluation Sample



# Photometric & Chromaticity Report

Ovation Rêve F-3: Full Flood - 3200K

## Report Summary

### Measurements

Fixture Output: 11142 lm  
Fixture Peak: 10581 cd  
Fixture Efficacy: 26 lm/W  
Intensity @ 5m: 422 lux  
Color Temperature: 3215 K  
CRI: 96.4      CRI R9 Value: 94.3  
CQS: 95.3  
TLCI: 90  
TM-30 Rf: 95.1  
TM-30 Rg: 102.4  
Beam Angle (50%): 66.2°  
Field Angle (10%): 88.5°  
Cutoff Angle (3%): 97.5°

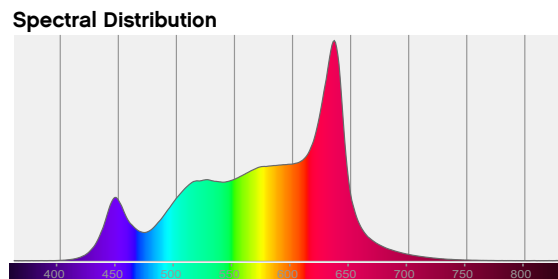
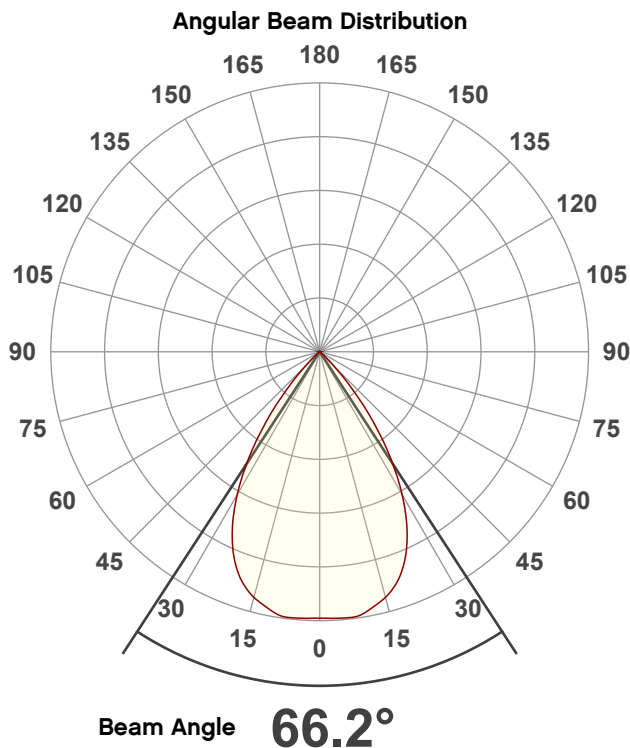


### Conditions

AC Supply: 113 V, 60 Hz  
Power: 424.68 W  
Current: 3.77 A  
Power Factor: 1.0

This data sheet conforms to American National Standard E1.9 – 2007 (R2017). All data was measured and calculated by a Viso Systems LabSpion Goniometer at the Chauvet PD Optics Laboratory in Davie, FL on 2/29/2024 to LM-63-2002 Standards.

## Overall Measurement



**Tested Color** (CIE 1931):  
X: 0.425  
Y: 0.404

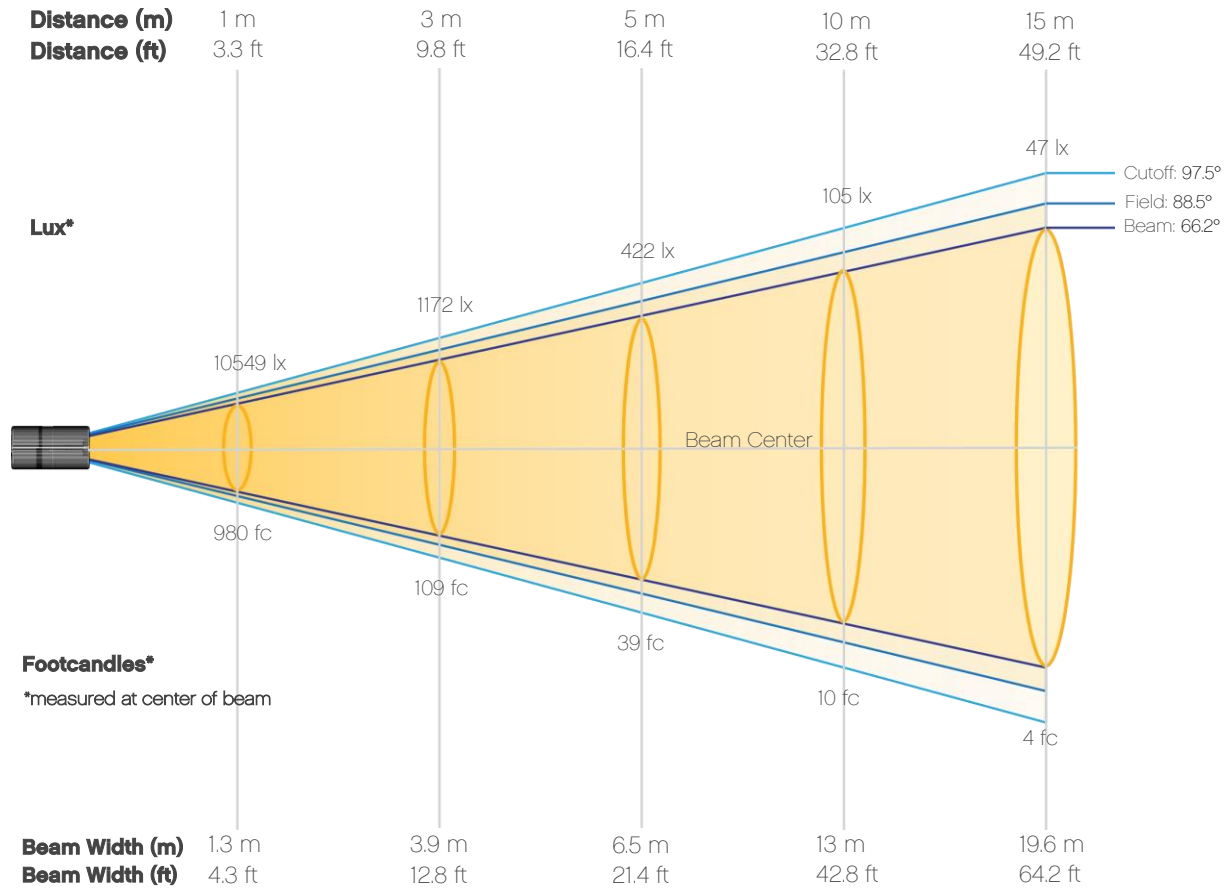
**Light Quality**  
CRI: 96.4

**Color Temperature**  
3215 K

# Photometric & Chromaticity Report

Ovation Rêve F-3: Full Flood - 3200K

## Beam Details

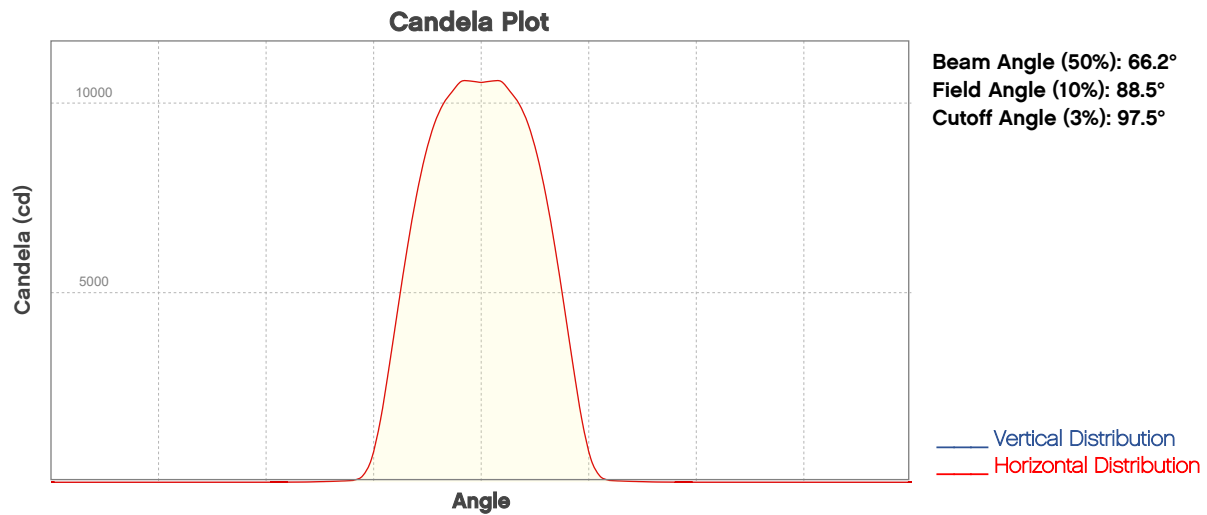


### Beam Intensities from 1-20m (3.3-65.6ft)

<b>Distance</b>	<b>1m</b>	<b>2m</b>	<b>3m</b>	<b>4m</b>	<b>5m</b>	<b>6m</b>	<b>7m</b>	<b>8m</b>	<b>9m</b>	<b>10m</b>
Lux	10549	2637	1172	659	422	293	215	165	130	105
<b>Distance</b>	<b>11m</b>	<b>12m</b>	<b>13m</b>	<b>14m</b>	<b>15m</b>	<b>16m</b>	<b>17m</b>	<b>18m</b>	<b>19m</b>	<b>20m</b>
Lux	87	73	62	54	47	41	37	33	29	26
<b>Distance</b>	<b>3.3ft</b>	<b>6.6ft</b>	<b>9.8ft</b>	<b>13.1ft</b>	<b>16.4ft</b>	<b>19.7ft</b>	<b>23ft</b>	<b>26.2ft</b>	<b>29.5ft</b>	<b>32.8ft</b>
FC	980	245	109	61	39	27	20	15	12	10
<b>Distance</b>	<b>36.1ft</b>	<b>39.4ft</b>	<b>42.7ft</b>	<b>45.9ft</b>	<b>49.2ft</b>	<b>52.5ft</b>	<b>55.8ft</b>	<b>59.1ft</b>	<b>62.3ft</b>	<b>65.6ft</b>
FC	8	7	6	5	4	4	3	3	3	2

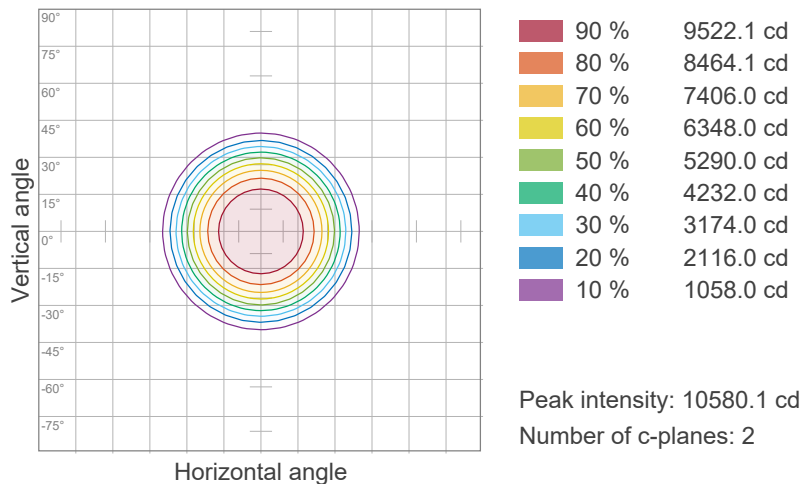
# Photometric & Chromaticity Report

Ovation Rêve F-3: Full Flood - 3200K

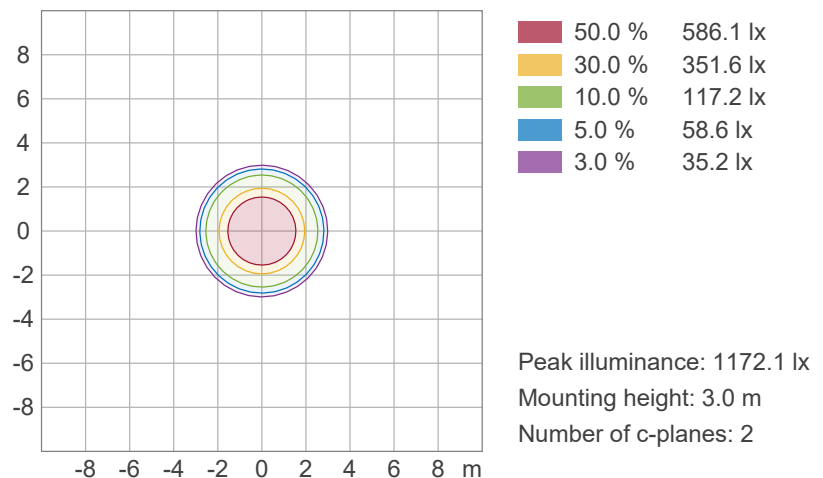


## ISO Diagrams

### ISO Candela Diagram



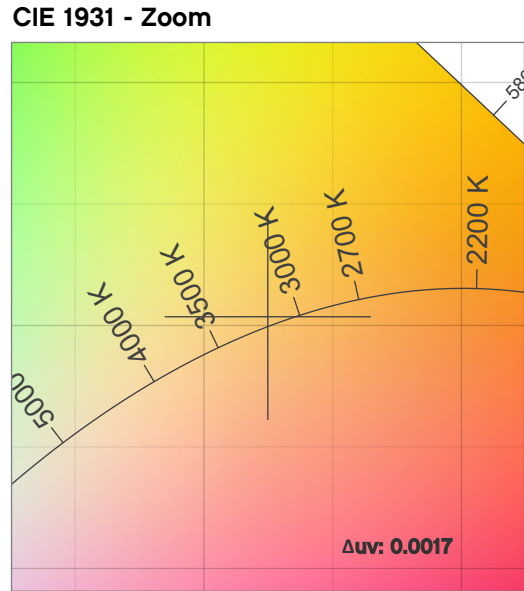
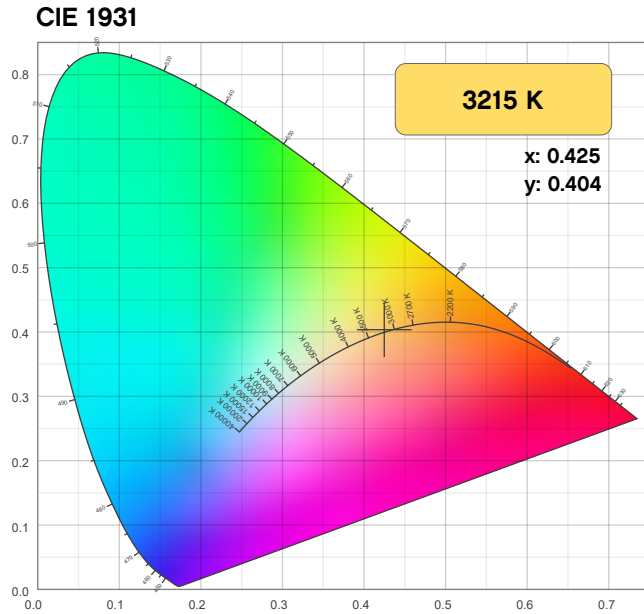
### ISO Lux Diagram



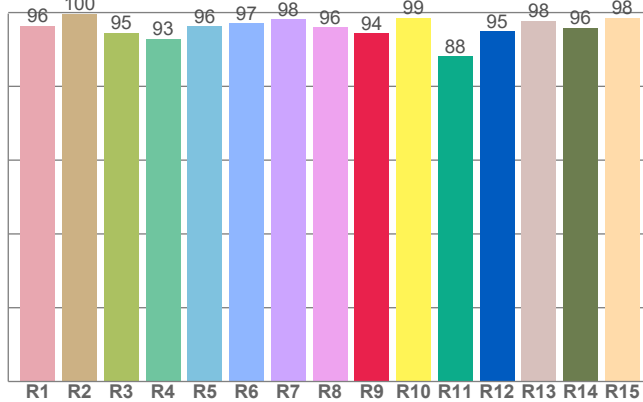
# Photometric & Chromaticity Report

Ovation Rêve F-3: Full Flood - 3200K

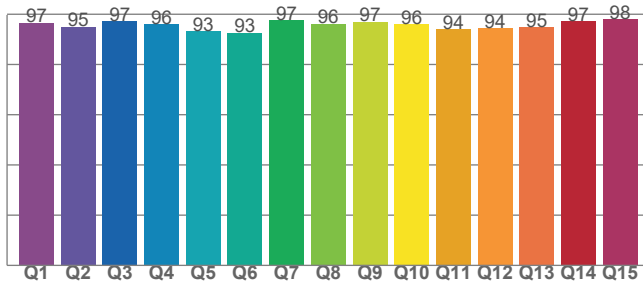
## Chromaticity



**CRI: 96.4 (R1-R8)**



**CQS: 95.3**



## Color Parameters

Color Temperature	Color Coordinate CIE 1931	Color Coordinate CIE 1931
CCT	x	y
3215 K	0.425	0.404

Color Deviation from Black Body Curve	Color Coordinate CIE 1964	Color Coordinate CIE 1964
Δuv	y	u
0.0017	0.404	0.243

Color Rendering Index	Red Component	Color Quality Scale
CRI	CRI - R9	CQS
96.4	94.3	95.3

Television Lighting Consistency Index	Color Fidelity	Color Gamut
TLCI	TM30 - Rf	TM30 Rg
90	95.1	102.4



# Photometric & Chromaticity Report

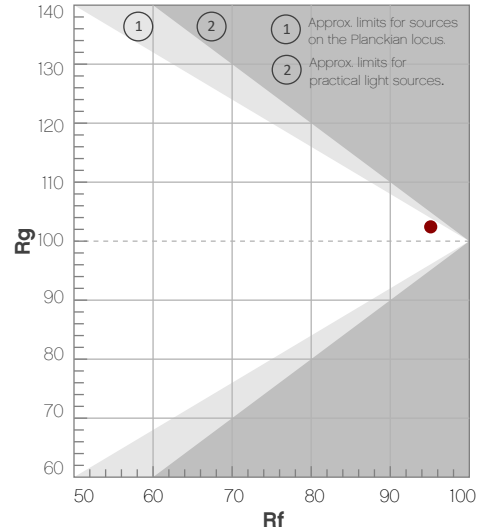
Ovation Rêve F-3: Full Flood - 3200K

## TM-30 Details

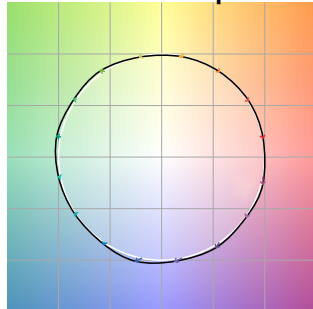
**Rf 95.1**  
Fidelity Index  
(Rg)

**Rg 102.4**  
Gammut Index  
(Rg)


Hue Bin	R <sub>f</sub>	Graphic shifts (%)	
		Chroma	Hue
1	96	0%	-1%
2	97	0%	-1%
3	96	0%	0%
4	98	-1%	-1%
5	96	-1%	2%
6	94	2%	3%
7	96	2%	1%
8	94	4%	0%
9	96	2%	-1%
10	97	1%	-1%
11	97	2%	0%
12	90	4%	-5%
13	91	2%	-7%
14	93	2%	-5%
15	94	1%	-3%
16	91	1%	-6%



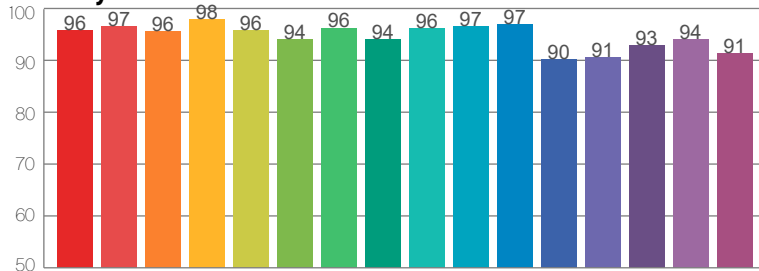
Color Vector Graphic



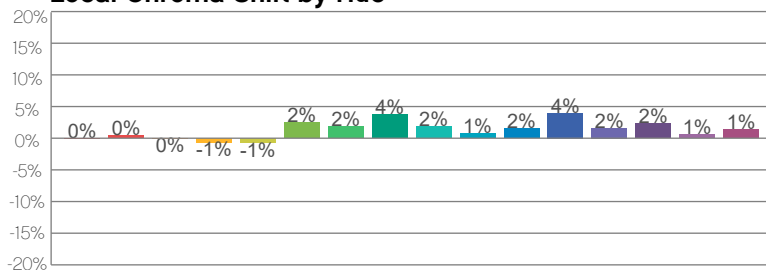
Color Distortion Graphic



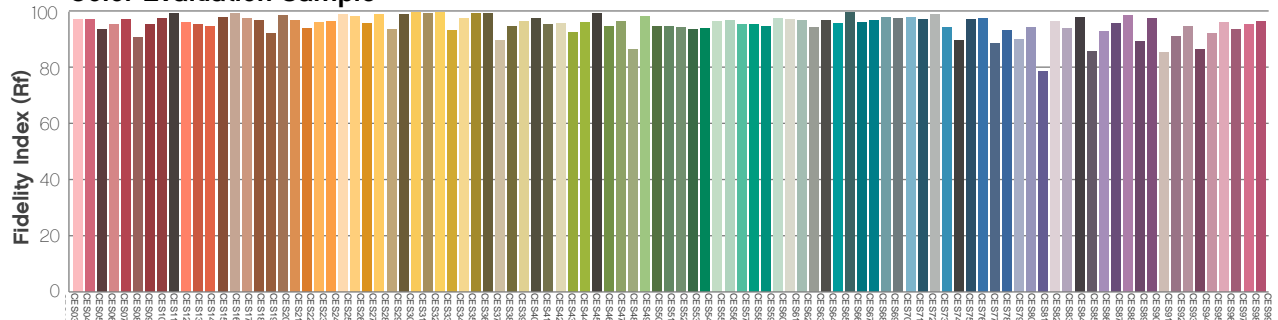
R<sub>f</sub> by Hue



Local Chroma Shift by Hue



Color Evaluation Sample



# Photometric & Chromaticity Report

Ovation Rêve F-3: Full Spot - 4000K

## Report Summary

### Measurements

Fixture Output: 4877 lm  
Fixture Peak: 106081 cd  
Fixture Efficacy: 11 lm/W  
Intensity @ 5m: 4243 lux  
Color Temperature: 4037 K  
CRI: 96.4      CRI R9 Value: 98.8  
CQS: 96.5  
TLCI: 90  
TM-30 Rf: 94.4  
TM-30 Rg: 103.2  
Beam Angle (50%): 10.8°  
Field Angle (10%): 19.2°  
Cutoff Angle (3%): 26.2°

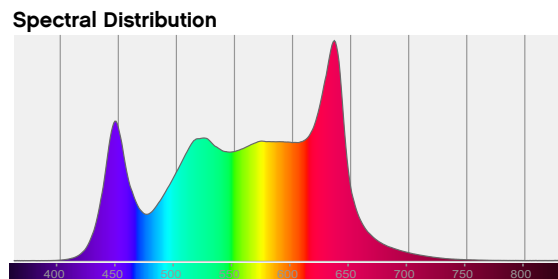
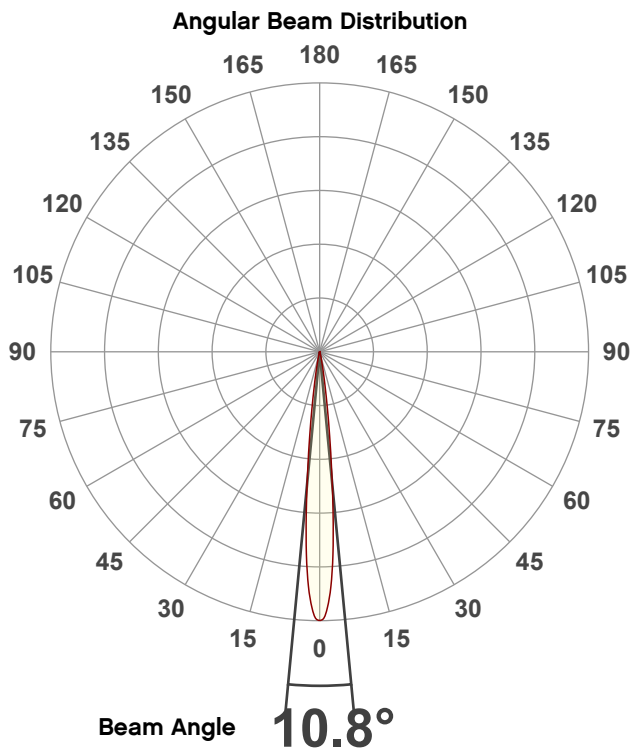


### Conditions

AC Supply: 113 V, 60 Hz  
Power: 428.8 W  
Current: 3.80 A  
Power Factor: 1.0

This data sheet conforms to American National Standard E1.9 – 2007 (R2017). All data was measured and calculated by a Viso Systems LabSpion Goniometer at the Chauvet PD Optics Laboratory in Davie, FL on 2/29/2024 to LM-63-2002 Standards.

## Overall Measurement



**Tested Color** (CIE 1931):  
X: 0.380  
Y: 0.378

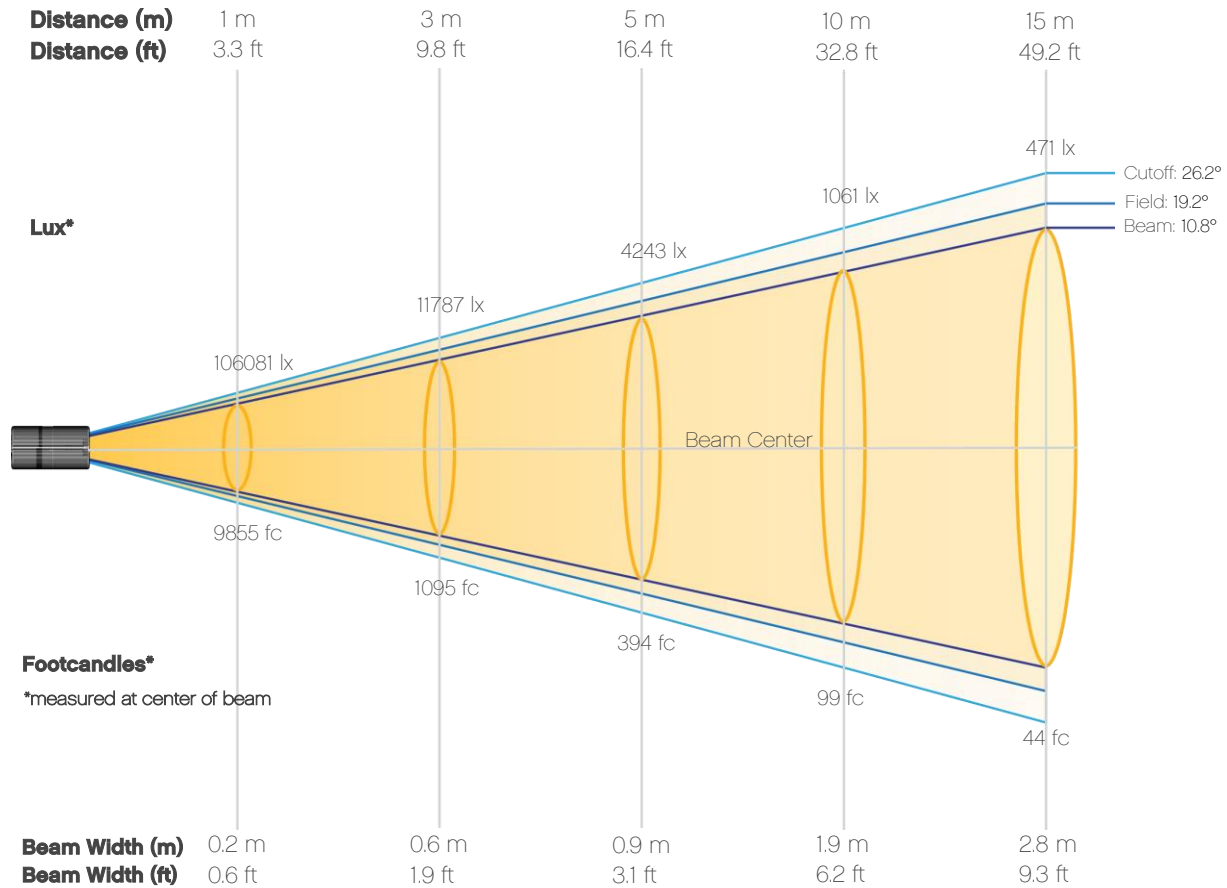
**Light Quality**  
CRI: 96.4

**Color Temperature**  
4037 K

# Photometric & Chromaticity Report

Ovation Rêve F-3: Full Spot - 4000K

## Beam Details

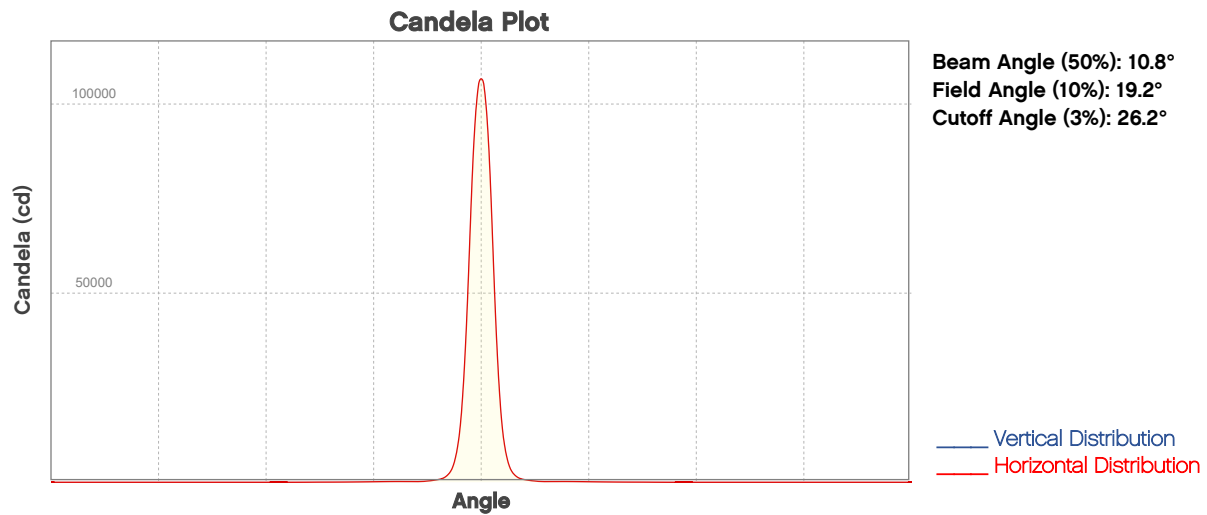


### Beam Intensities from 1-20m (3.3-65.6ft)

<b>Distance</b>	<b>1m</b>	<b>2m</b>	<b>3m</b>	<b>4m</b>	<b>5m</b>	<b>6m</b>	<b>7m</b>	<b>8m</b>	<b>9m</b>	<b>10m</b>
Lux	106081	26520	11787	6630	4243	2947	2165	1658	1310	1061
<b>Distance</b>	<b>11m</b>	<b>12m</b>	<b>13m</b>	<b>14m</b>	<b>15m</b>	<b>16m</b>	<b>17m</b>	<b>18m</b>	<b>19m</b>	<b>20m</b>
Lux	877	737	628	541	471	414	367	327	294	265
<b>Distance</b>	<b>3.3ft</b>	<b>6.6ft</b>	<b>9.8ft</b>	<b>13.1ft</b>	<b>16.4ft</b>	<b>19.7ft</b>	<b>23ft</b>	<b>26.2ft</b>	<b>29.5ft</b>	<b>32.8ft</b>
FC	9855	2464	1095	616	394	274	201	154	122	99
<b>Distance</b>	<b>36.1ft</b>	<b>39.4ft</b>	<b>42.7ft</b>	<b>45.9ft</b>	<b>49.2ft</b>	<b>52.5ft</b>	<b>55.8ft</b>	<b>59.1ft</b>	<b>62.3ft</b>	<b>65.6ft</b>
FC	81	68	58	50	44	38	34	30	27	25

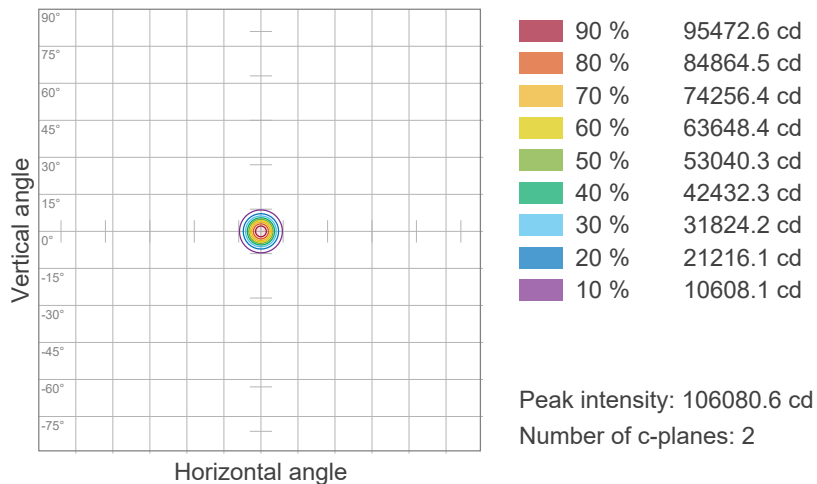
# Photometric & Chromaticity Report

Ovation Rêve F-3: Full Spot - 4000K

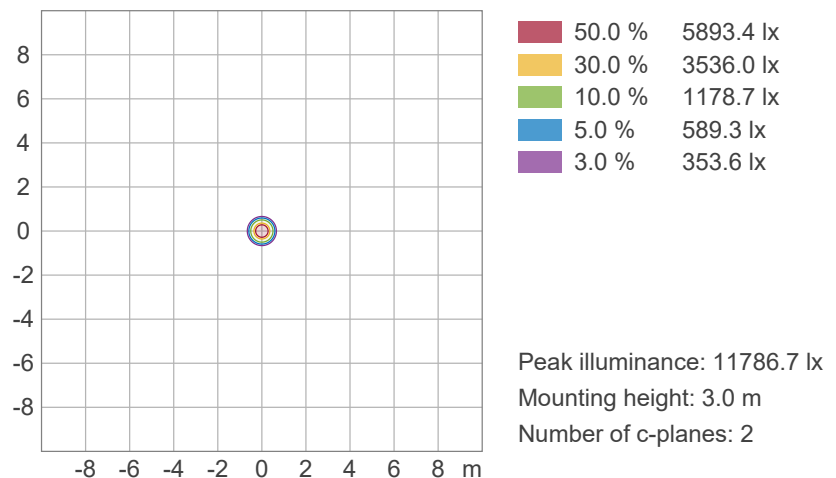


## ISO Diagrams

### ISO Candela Diagram



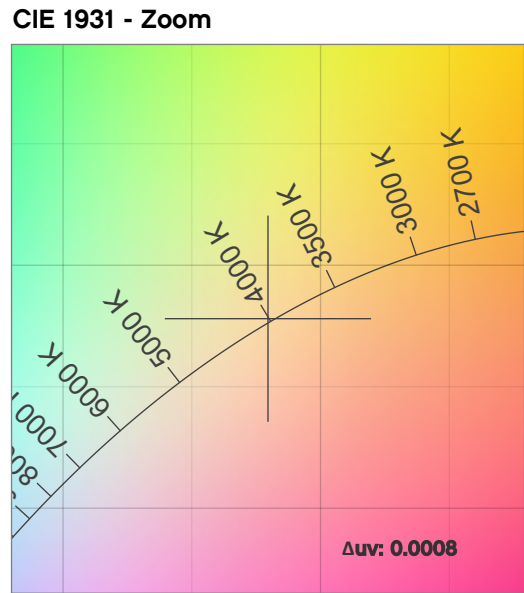
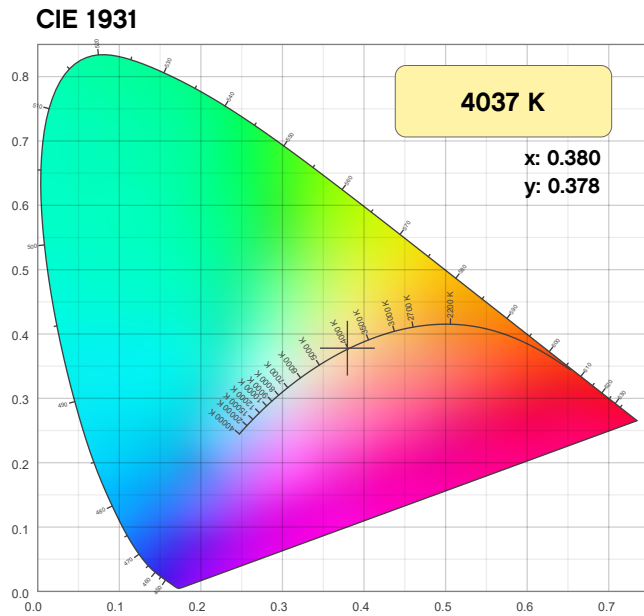
### ISO Lux Diagram



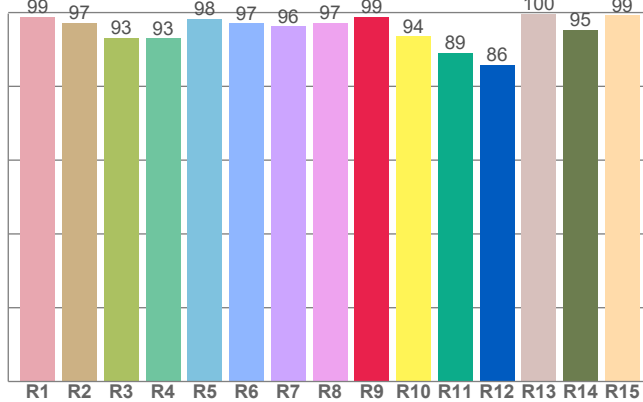
# Photometric & Chromaticity Report

Ovation Rêve F-3: Full Spot - 4000K

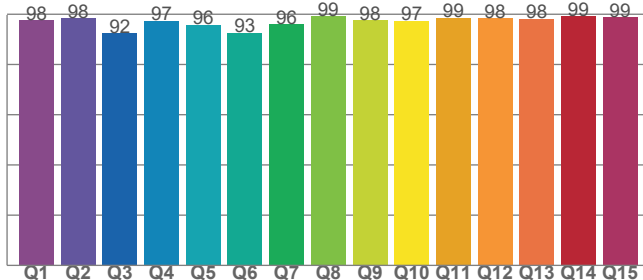
## Chromaticity



**CRI: 96.4 (R1-R8)**



**CQS: 96.5**



**Color Parameters**

Color Temperature	Color Coordinate CIE 1931	Color Coordinate CIE 1931
CCT	x	y
4037 K	0.380	0.378

Color Deviation from Black Body Curve	Color Coordinate CIE 1964	Color Coordinate CIE 1964
$\Delta uv$	y	u
0.0008	0.378	0.224

Color Rendering Index	Red Component	Color Quality Scale
CRI	CRI - R9	CQS
96.4	98.8	96.5

Television Lighting Consistency Index	Color Fidelity	Color Gamut
TLCI	TM30 - Rf	TM30 Rg
90	94.4	103.2

# Photometric & Chromaticity Report

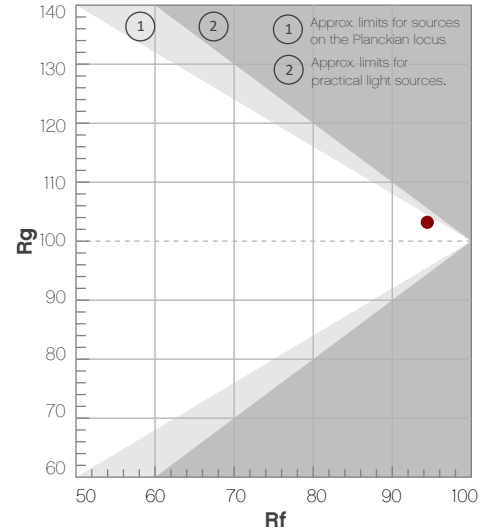
Ovation Rêve F-3: Full Spot - 4000K

## TM-30 Details

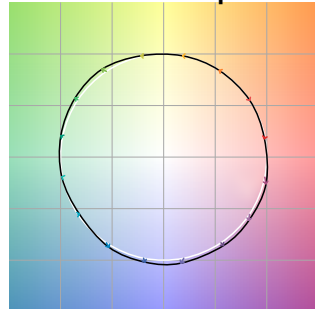
**Rf 94.4**  
Fidelity Index  
(Rg)

**Rg 103.2**  
Gammut Index  
(Rg)


Hue Bin	R <sub>f</sub>	Graphic shifts (%)	
		Chroma	Hue
1	96	-1%	-1%
2	98	0%	-1%
3	96	0%	2%
4	97	0%	1%
5	94	1%	2%
6	93	4%	2%
7	95	3%	0%
8	95	2%	-1%
9	96	1%	0%
10	97	-1%	1%
11	92	2%	4%
12	90	3%	2%
13	92	4%	-3%
14	95	4%	1%
15	92	3%	-5%
16	90	2%	-6%



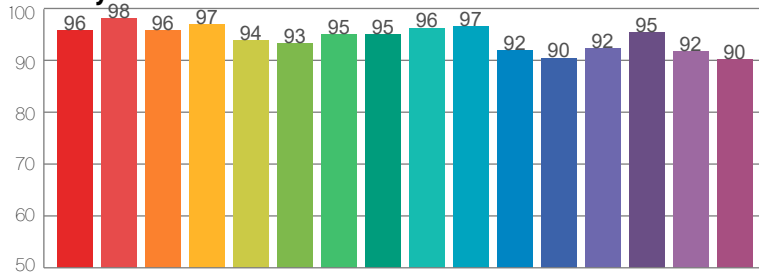
Color Vector Graphic



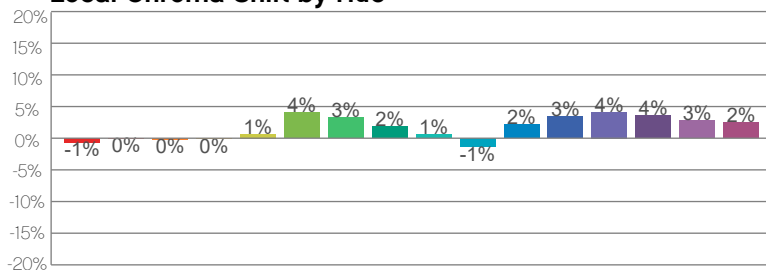
Color Distortion Graphic



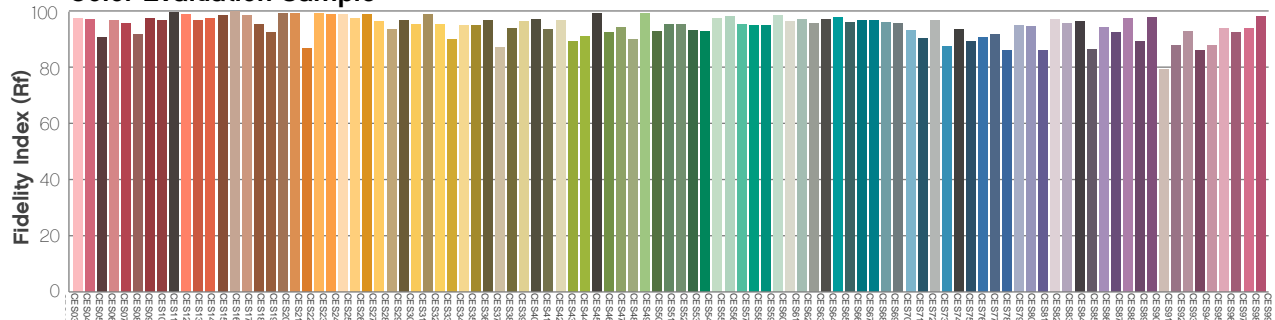
Rf by Hue



Local Chroma Shift by Hue



Color Evaluation Sample



# Photometric & Chromaticity Report

Ovation Rêve F-3: 50% Zoom - 4000K

## Report Summary

### Measurements

Fixture Output: 8533 lm  
Fixture Peak: 38629 cd  
Fixture Efficacy: 18 lm/W  
Intensity @ 5m: 1545 lux  
Color Temperature: 4035 K  
CRI: 96.4      CRI R9 Value: 98.9  
CQS: 96.5  
TLCI: 90  
TM-30 Rf: 94.5  
TM-30 Rg: 103.1  
Beam Angle (50%): 28.1°  
Field Angle (10%): 42.5°  
Cutoff Angle (3%): 49°

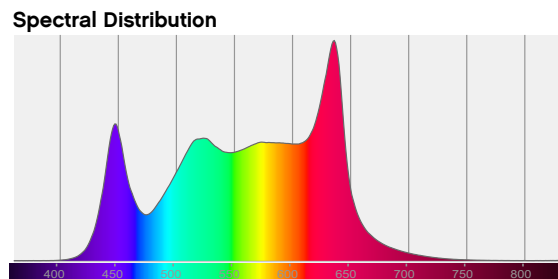
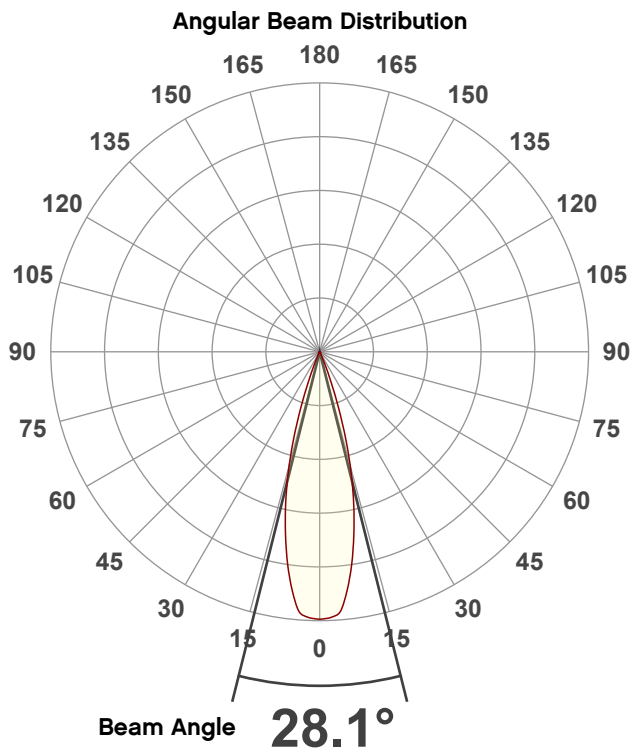


### Conditions

AC Supply: 112 V, 60 Hz  
Power: 467.81 W  
Current: 4.18 A  
Power Factor: 1.0

This data sheet conforms to American National Standard E1.9 – 2007 (R2017). All data was measured and calculated by a Viso Systems LabSpion Goniometer at the Chauvet PD Optics Laboratory in Davie, FL on 2/29/2024 to LM-63-2002 Standards.

## Overall Measurement



**Tested Color** (CIE 1931):  
X: 0.380  
Y: 0.379

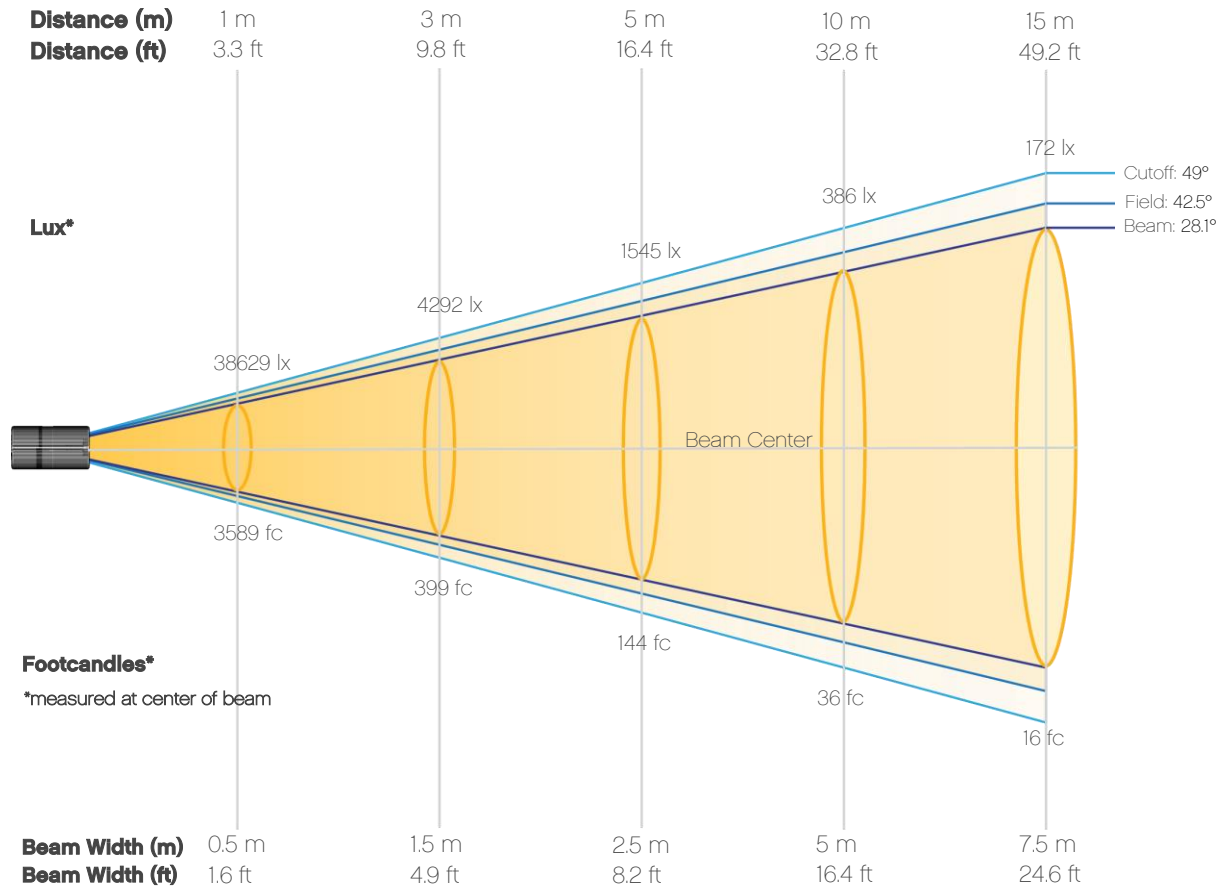
**Light Quality**  
CRI: 96.4

**Color Temperature**  
4035 K

# Photometric & Chromaticity Report

Ovation Rêve F-3: 50% Zoom - 4000K

## Beam Details



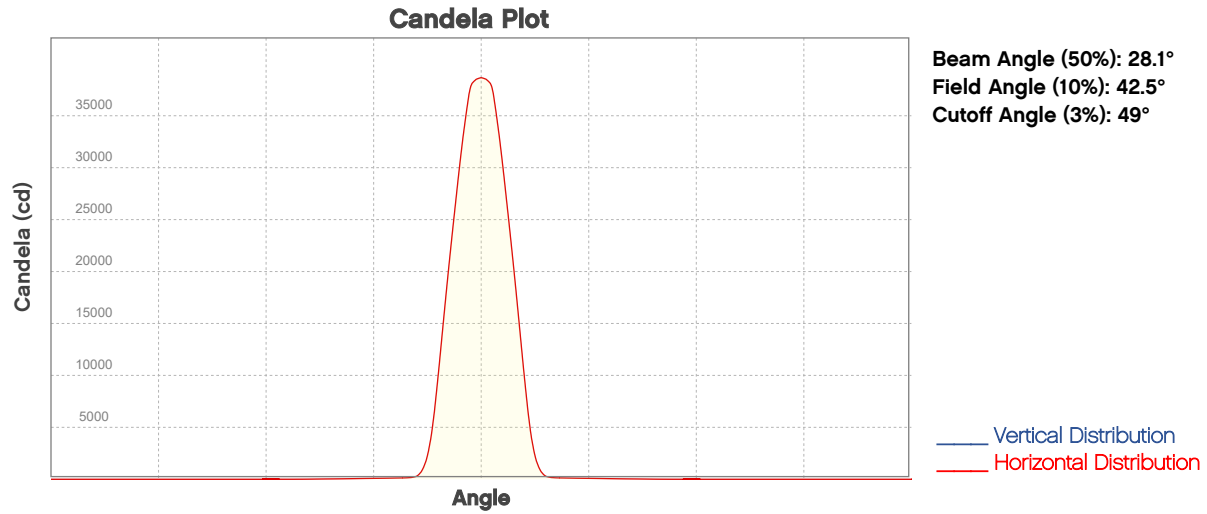
### Beam Intensities from 1-20m (3.3-65.6ft)

<b>Distance</b>	<b>1m</b>	<b>2m</b>	<b>3m</b>	<b>4m</b>	<b>5m</b>	<b>6m</b>	<b>7m</b>	<b>8m</b>	<b>9m</b>	<b>10m</b>
Lux	38629	9657	4292	2414	1545	1073	788	604	477	386
<b>Distance</b>	<b>11m</b>	<b>12m</b>	<b>13m</b>	<b>14m</b>	<b>15m</b>	<b>16m</b>	<b>17m</b>	<b>18m</b>	<b>19m</b>	<b>20m</b>
Lux	319	268	229	197	172	151	134	119	107	97
<b>Distance</b>	<b>3.3ft</b>	<b>6.6ft</b>	<b>9.8ft</b>	<b>13.1ft</b>	<b>16.4ft</b>	<b>19.7ft</b>	<b>23ft</b>	<b>26.2ft</b>	<b>29.5ft</b>	<b>32.8ft</b>
FC	3589	897	399	224	144	100	73	56	44	36
<b>Distance</b>	<b>36.1ft</b>	<b>39.4ft</b>	<b>42.7ft</b>	<b>45.9ft</b>	<b>49.2ft</b>	<b>52.5ft</b>	<b>55.8ft</b>	<b>59.1ft</b>	<b>62.3ft</b>	<b>65.6ft</b>
FC	30	25	21	18	16	14	12	11	10	9



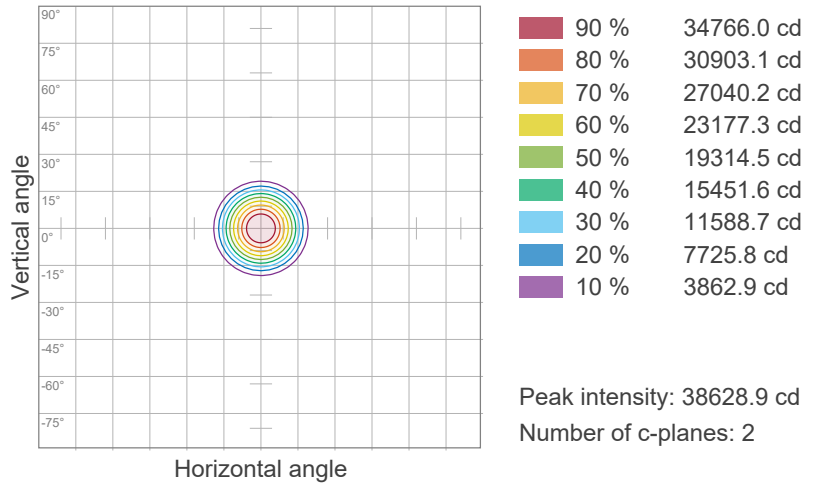
# Photometric & Chromaticity Report

Ovation Rêve F-3: 50% Zoom - 4000K

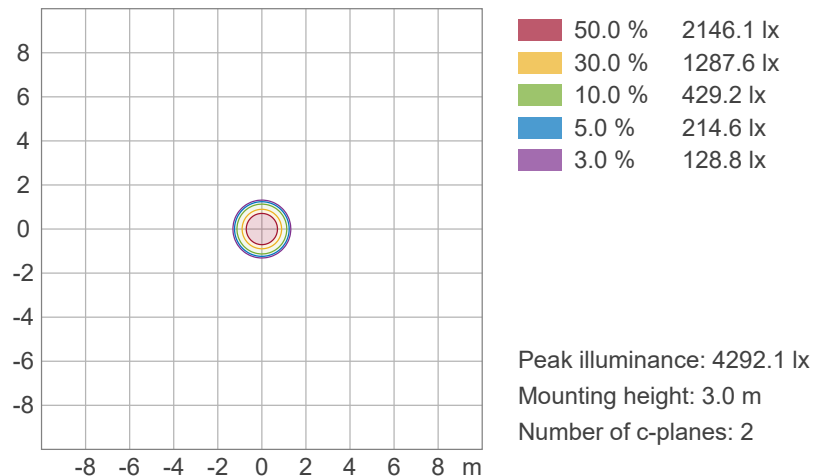


## ISO Diagrams

### ISO Candela Diagram



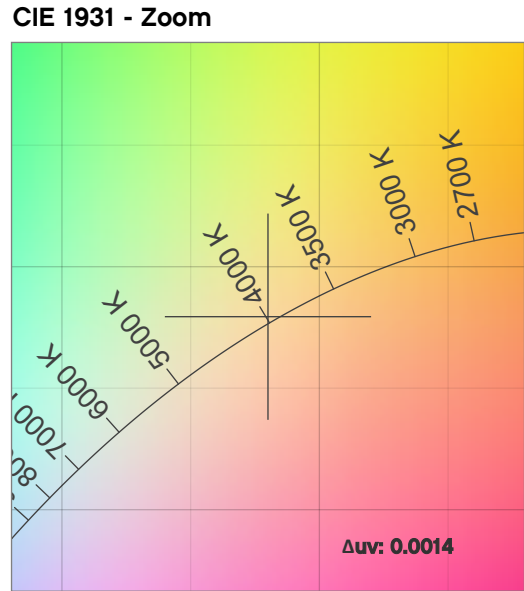
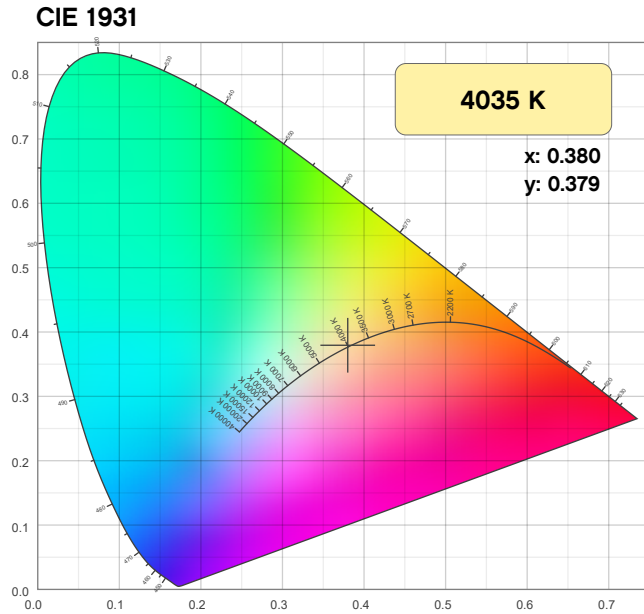
### ISO Lux Diagram



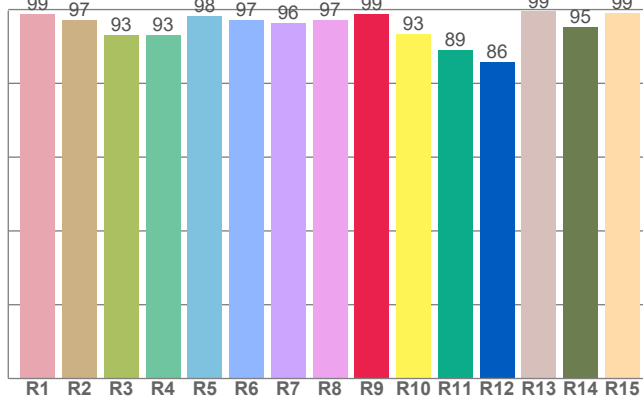
# Photometric & Chromaticity Report

Ovation Rêve F-3: 50% Zoom - 4000K

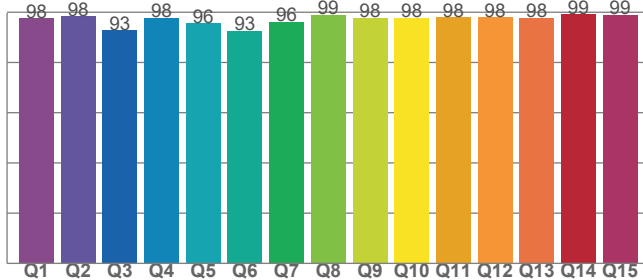
## Chromaticity



**CRI: 96.4 (R1-R8)**



**CQS: 96.5**



**Color Parameters**

Color Temperature	Color Coordinate CIE 1931	Color Coordinate CIE 1931
CCT	x	y
4035 K	0.380	0.379

Color Deviation from Black Body Curve	Color Coordinate CIE 1964	Color Coordinate CIE 1964
Δuv	y	u
0.0014	0.379	0.224

Color Rendering Index	Red Component	Color Quality Scale
CRI	CRI - R9	CQS
96.4	98.9	96.5

Television Lighting Consistency Index	Color Fidelity	Color Gamut
TLCI	TM30 - Rf	TM30 Rg
90	94.5	103.1

# Photometric & Chromaticity Report

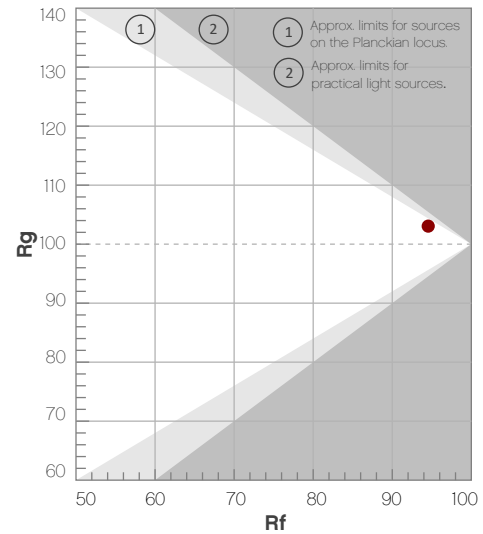
Ovation Rêve F-3: 50% Zoom - 4000K

## TM-30 Details

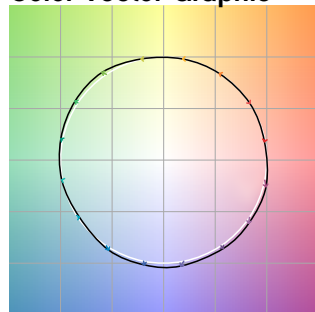
**Rf 94.5**  
Fidelity Index  
(Rg)

**Rg 103.1**  
Gammut Index  
(Rg)

Hue Bin	R <sub>f</sub>	Graphic shifts (%)	
		Chroma	Hue
1	96	-1%	-1%
2	98	0%	-1%
3	96	0%	2%
4	97	0%	1%
5	94	0%	2%
6	93	4%	2%
7	95	3%	0%
8	95	2%	-1%
9	96	1%	0%
10	97	-1%	0%
11	92	2%	4%
12	91	3%	2%
13	92	4%	-4%
14	96	3%	1%
15	92	3%	-5%
16	90	2%	-6%



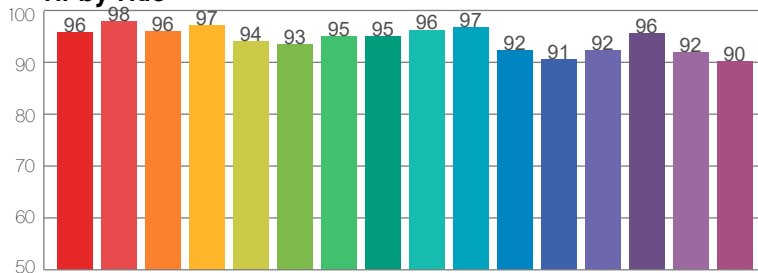
Color Vector Graphic



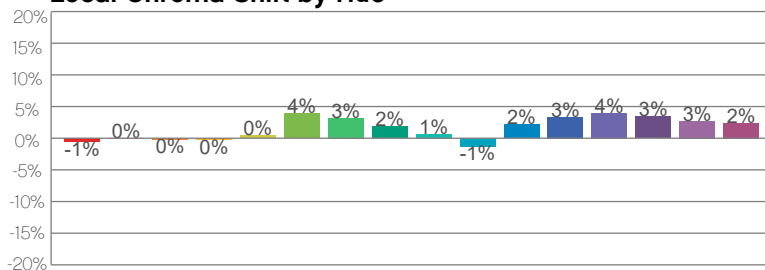
Color Distortion Graphic



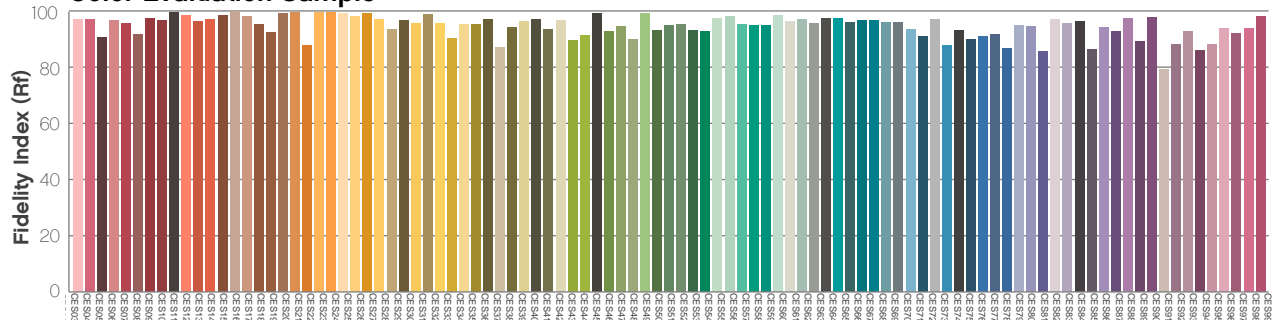
R<sub>f</sub> by Hue



Local Chroma Shift by Hue



Color Evaluation Sample



# Photometric & Chromaticity Report

Ovation Rêve F-3: Full Flood - 4000K

## Report Summary

### Measurements

Fixture Output: 11641 lm  
Fixture Peak: 11082 cd  
Fixture Efficacy: 27 lm/W  
Intensity @ 5m: 442 lux  
Color Temperature: 4032 K  
CRI: 96.2      CRI R9 Value: 97.3  
CQS: 96.6  
TLCI: 91  
TM-30 Rf: 94.7  
TM-30 Rg: 103.1  
Beam Angle (50%): 66.1°  
Field Angle (10%): 88.5°  
Cutoff Angle (3%): 97.4°

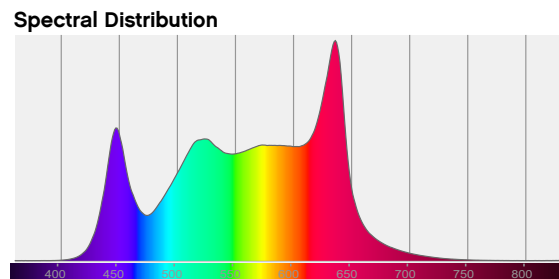
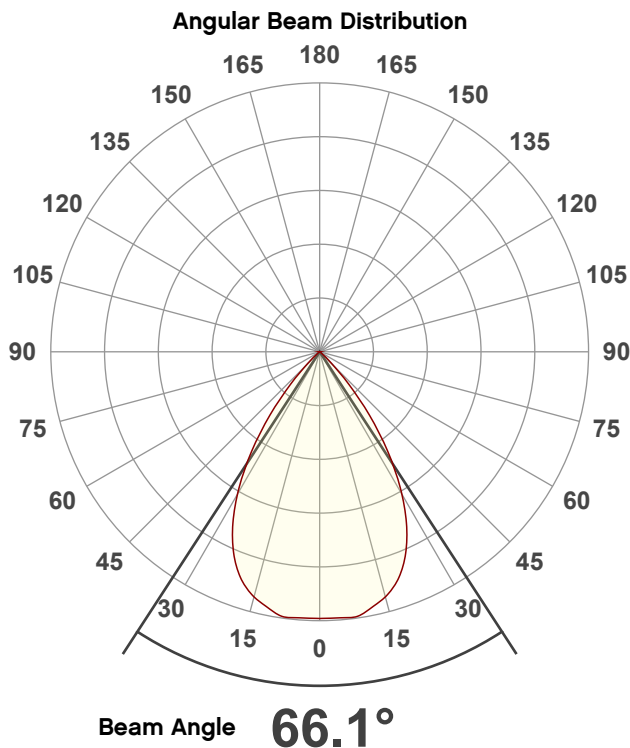


### Conditions

AC Supply: 112 V, 60 Hz  
Power: 434.42 W  
Current: 3.86 A  
Power Factor: 1.0

This data sheet conforms to American National Standard E1.9 – 2007 (R2017). All data was measured and calculated by a Viso Systems LabSpion Goniometer at the Chauvet PD Optics Laboratory in Davie, FL on 2/29/2024 to LM-63-2002 Standards.

## Overall Measurement



**Tested Color** (CIE 1931):  
X: 0.380  
Y: 0.380

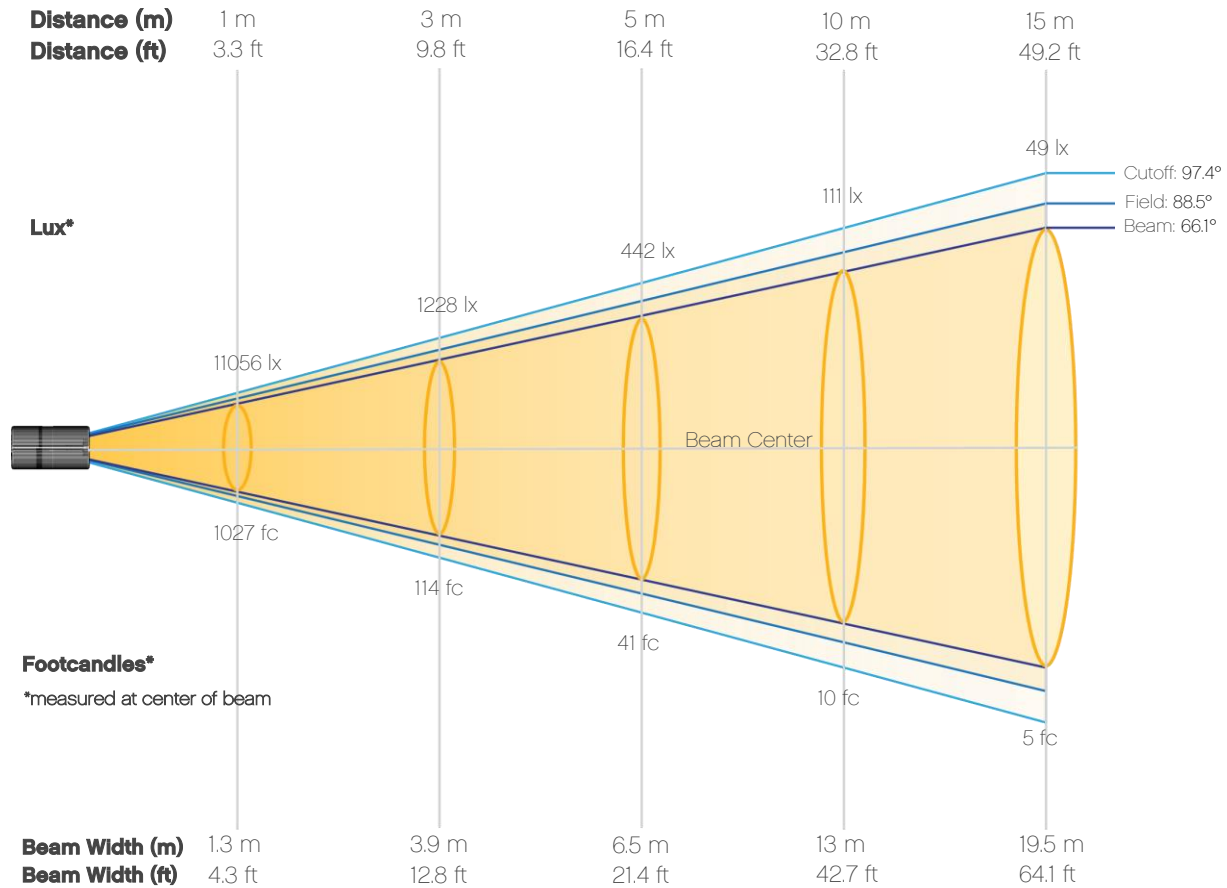
**Light Quality**  
CRI: 96.2

**Color Temperature**  
4032 K

# Photometric & Chromaticity Report

Ovation Rêve F-3: Full Flood - 4000K

## Beam Details

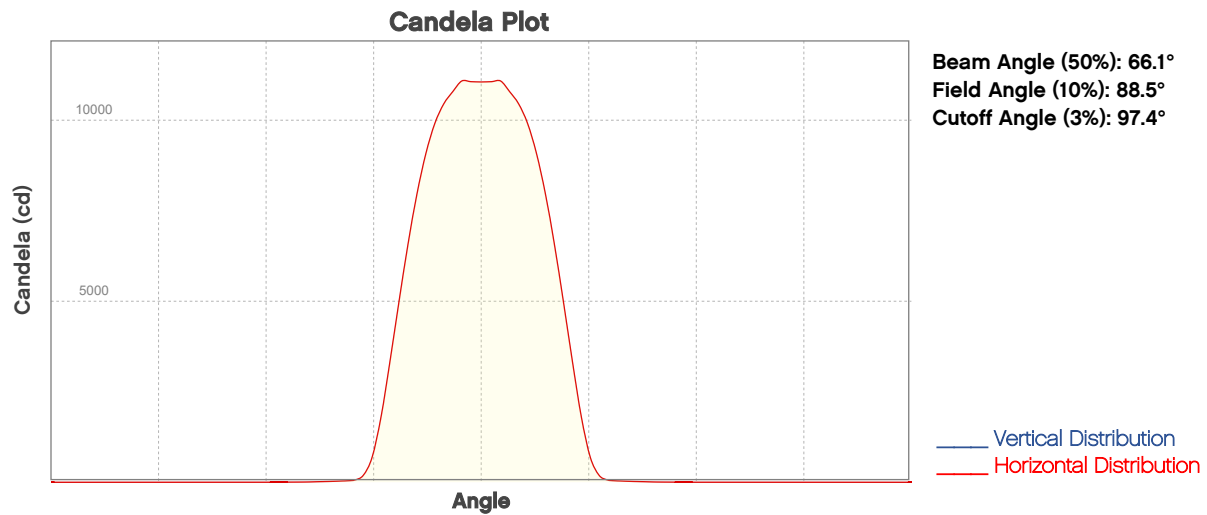


### Beam Intensities from 1-20m (3.3-65.6ft)

<b>Distance</b>	<b>1m</b>	<b>2m</b>	<b>3m</b>	<b>4m</b>	<b>5m</b>	<b>6m</b>	<b>7m</b>	<b>8m</b>	<b>9m</b>	<b>10m</b>
Lux	11056	2764	1228	691	442	307	226	173	136	111
<b>Distance</b>	<b>11m</b>	<b>12m</b>	<b>13m</b>	<b>14m</b>	<b>15m</b>	<b>16m</b>	<b>17m</b>	<b>18m</b>	<b>19m</b>	<b>20m</b>
Lux	91	77	65	56	49	43	38	34	31	28
<b>Distance</b>	<b>3.3ft</b>	<b>6.6ft</b>	<b>9.8ft</b>	<b>13.1ft</b>	<b>16.4ft</b>	<b>19.7ft</b>	<b>23ft</b>	<b>26.2ft</b>	<b>29.5ft</b>	<b>32.8ft</b>
FC	1027	257	114	64	41	29	21	16	13	10
<b>Distance</b>	<b>36.1ft</b>	<b>39.4ft</b>	<b>42.7ft</b>	<b>45.9ft</b>	<b>49.2ft</b>	<b>52.5ft</b>	<b>55.8ft</b>	<b>59.1ft</b>	<b>62.3ft</b>	<b>65.6ft</b>
FC	8	7	6	5	5	4	4	3	3	3

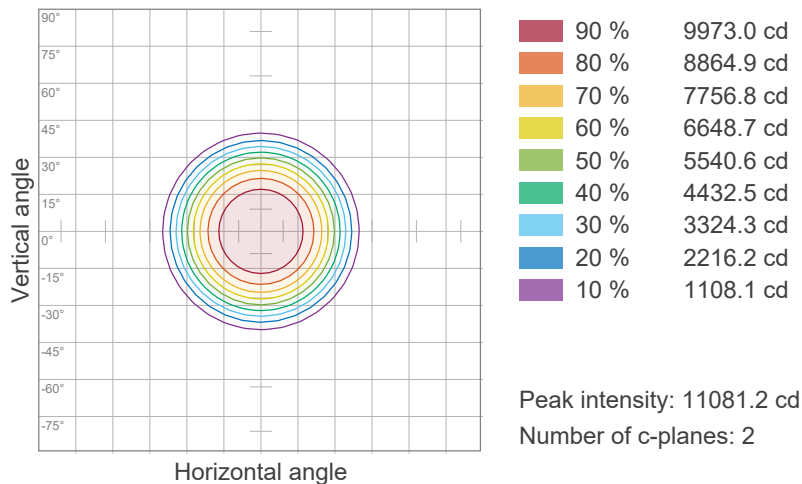
# Photometric & Chromaticity Report

Ovation Rêve F-3: Full Flood - 4000K

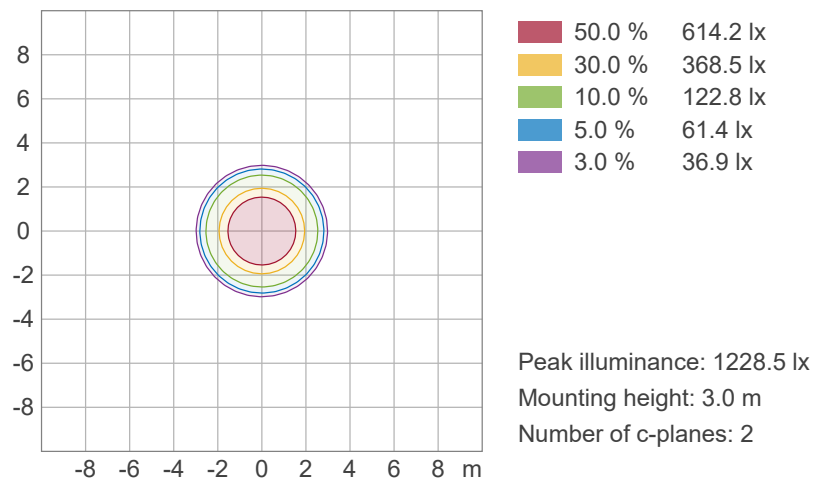


## ISO Diagrams

### ISO Candela Diagram



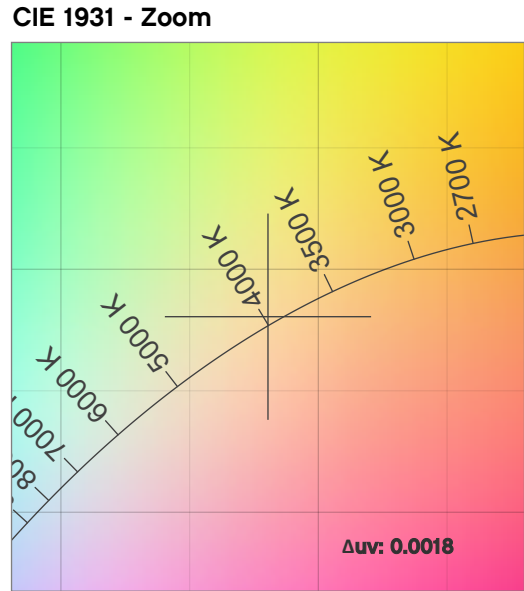
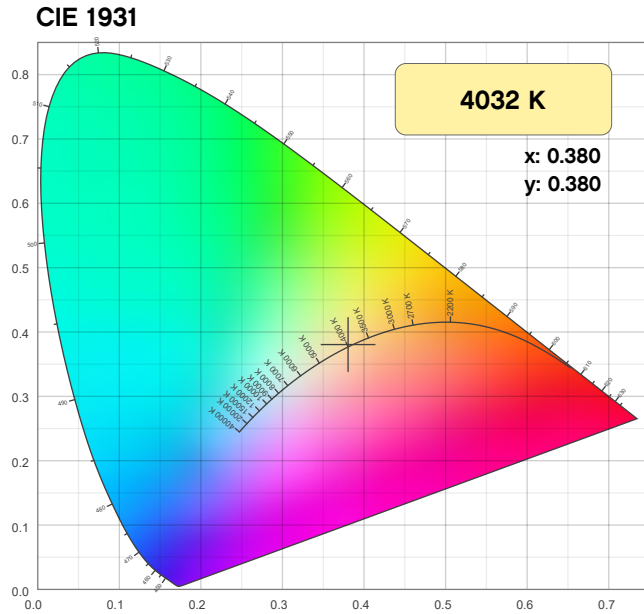
### ISO Lux Diagram



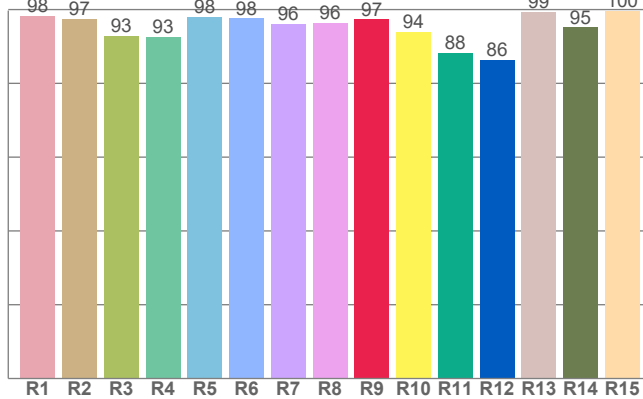
# Photometric & Chromaticity Report

Ovation Rêve F-3: Full Flood - 4000K

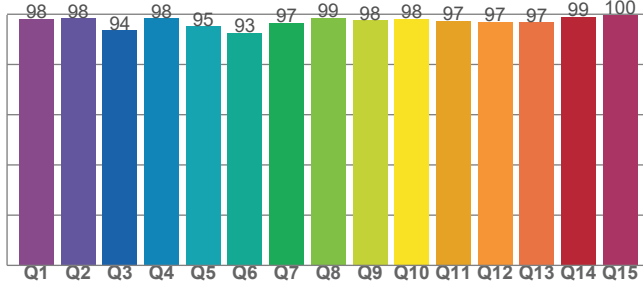
## Chromaticity



**CRI: 96.2 (R1-R8)**



**CQS: 96.6**



**Color Parameters**

Color Temperature	Color Coordinate CIE 1931	Color Coordinate CIE 1931
CCT	x	y
4032 K	0.380	0.380

Color Deviation from Black Body Curve	Color Coordinate CIE 1964	Color Coordinate CIE 1964
Δuv	y	u
0.0018	0.380	0.224

Color Rendering Index	Red Component	Color Quality Scale
CRI	CRI - R9	CQS
96.2	97.3	96.6

Television Lighting Consistency Index	Color Fidelity	Color Gamut
TLCI	TM30 - Rf	TM30 Rg
91	94.7	103.1

# Photometric & Chromaticity Report

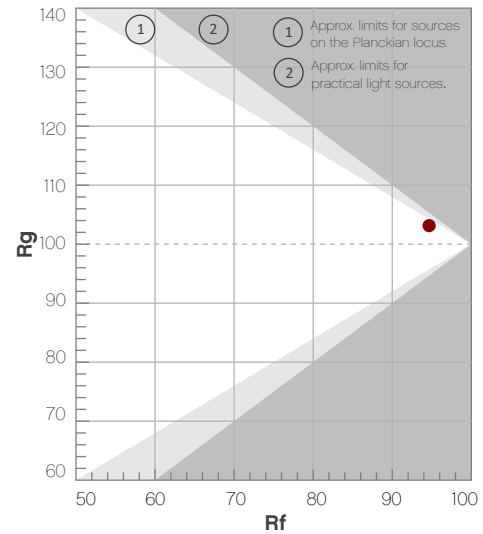
Ovation Rêve F-3: Full Flood - 4000K

## TM-30 Details

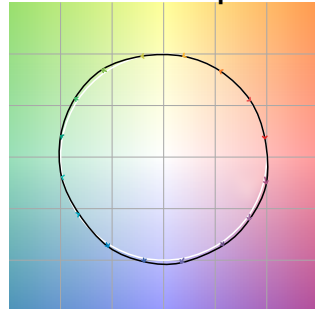
**Rf 94.7**  
Fidelity Index  
(Rg)

**Rg 103.1**  
Gammut Index  
(Rg)

Hue Bin	R <sub>f</sub>	Graphic shifts (%)	
		Chroma	Hue
1	96	0%	-1%
2	97	0%	-1%
3	96	0%	1%
4	97	0%	1%
5	94	0%	2%
6	93	4%	3%
7	95	3%	0%
8	95	2%	-1%
9	96	1%	0%
10	97	-1%	0%
11	93	2%	4%
12	91	3%	2%
13	93	4%	-4%
14	96	3%	1%
15	92	3%	-4%
16	90	3%	-6%



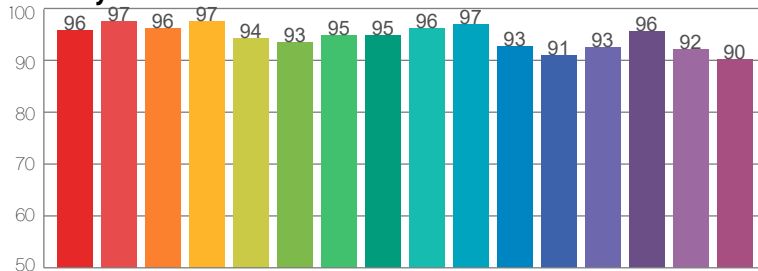
Color Vector Graphic



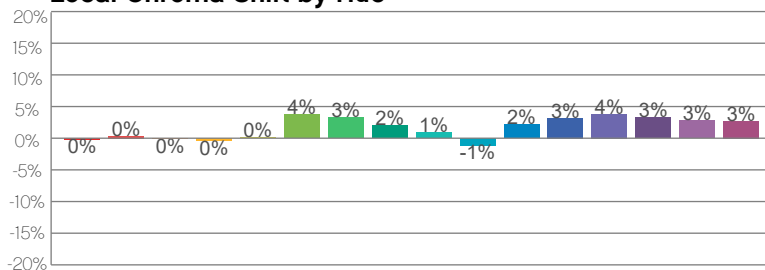
Color Distortion Graphic



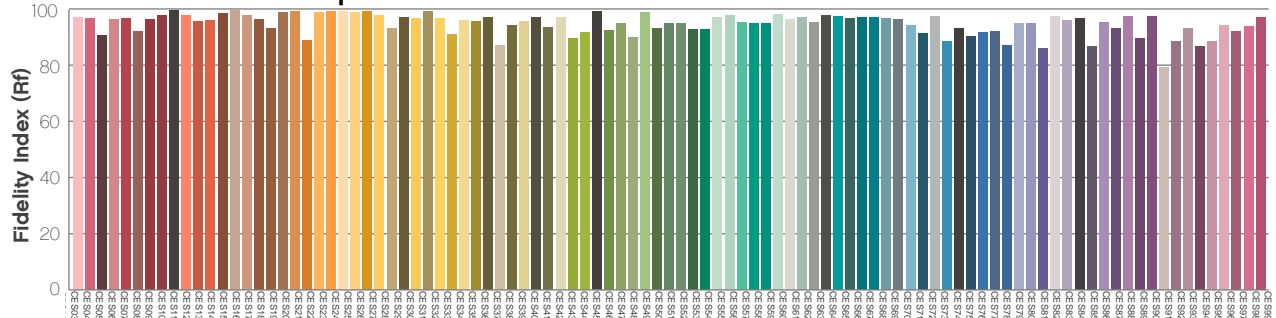
R<sub>f</sub> by Hue



Local Chroma Shift by Hue



Color Evaluation Sample





# Photometric & Chromaticity Report

Ovation Rêve F-3: Full Spot - 5600K

## Report Summary

### Measurements

Fixture Output: 4992 lm  
Fixture Peak: 110314 cd  
Fixture Efficacy: 11 lm/W  
Intensity @ 5m: 4413 lux  
Color Temperature: 5603 K  
CRI: 94.0      CRI R9 Value: 96.8  
CQS: 94.4  
TLCI: 93  
TM-30 Rf: 92.4  
TM-30 Rg: 104.6  
Beam Angle (50%): 10.8°  
Field Angle (10%): 19°  
Cutoff Angle (3%): 25.9°

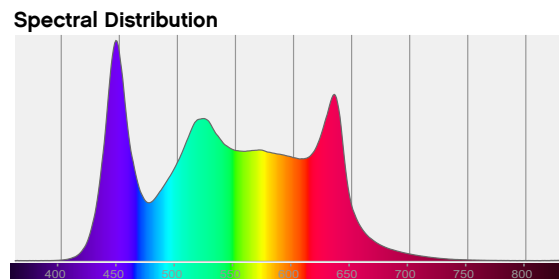
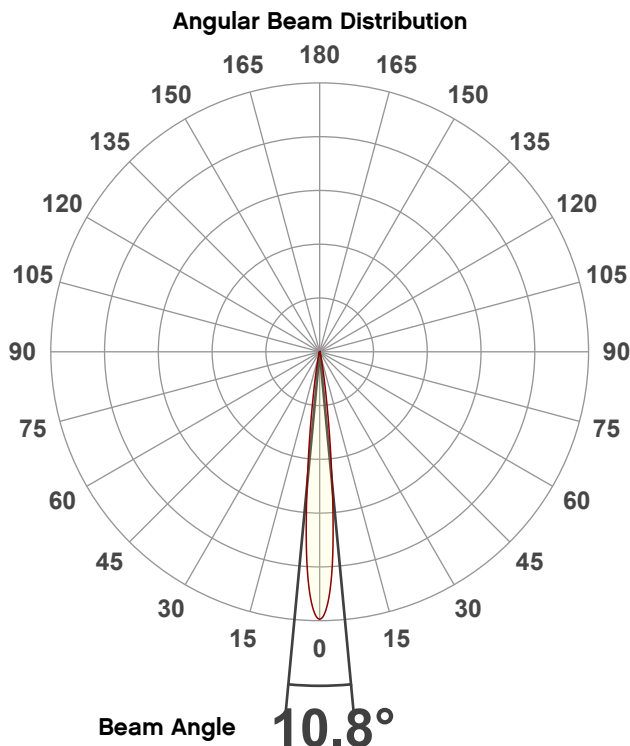


### Conditions

AC Supply: 112 V, 60 Hz  
Power: 471.84 W  
Current: 4.22 A  
Power Factor: 1.0

This data sheet conforms to American National Standard E1.9 – 2007 (R2017). All data was measured and calculated by a Viso Systems LabSpion Goniometer at the Chauvet PD Optics Laboratory in Davie, FL on 2/29/2024 to LM-63-2002 Standards.

## Overall Measurement



**Tested Color** (CIE 1931):  
X: 0.330  
Y: 0.342

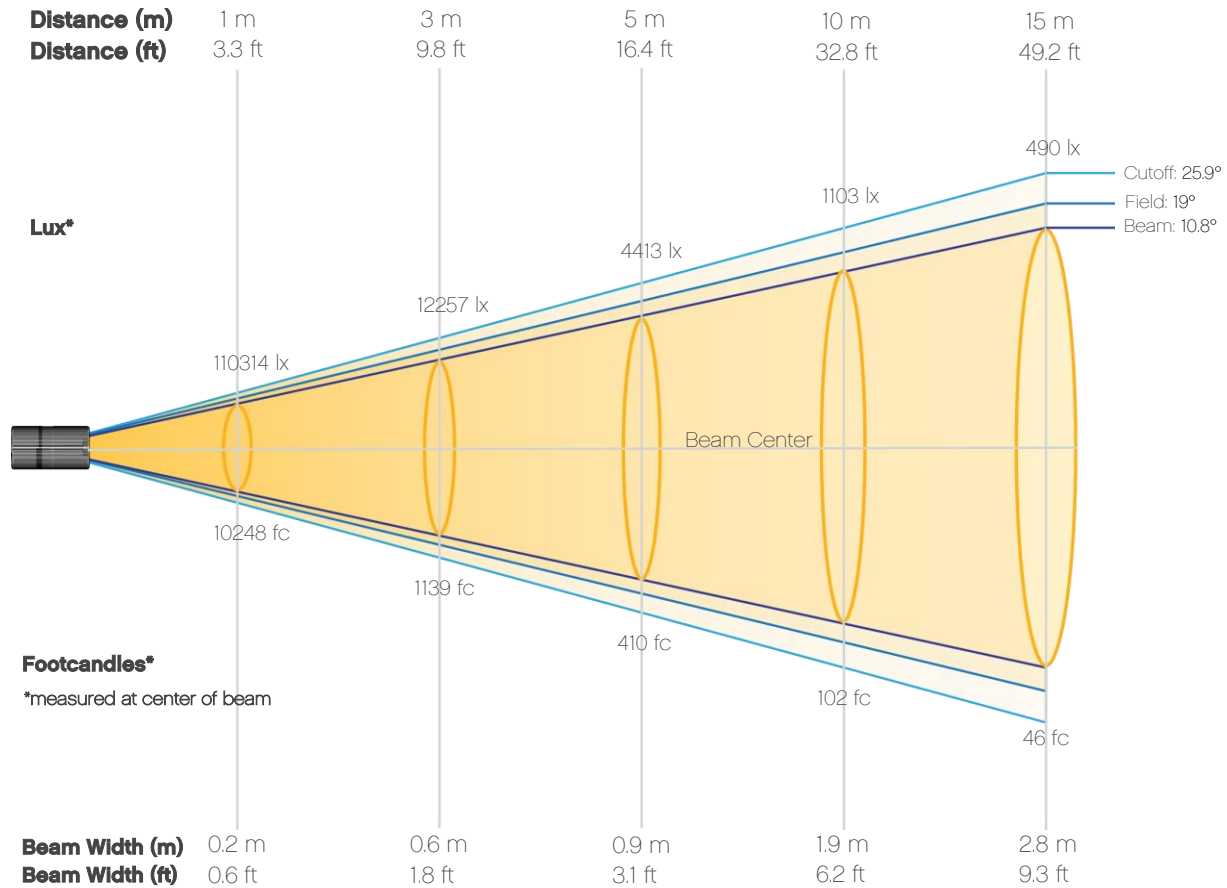
**Light Quality**  
CRI: 94.0

**Color Temperature**  
5603 K

# Photometric & Chromaticity Report

Ovation Rêve F-3: Full Spot - 5600K

## Beam Details

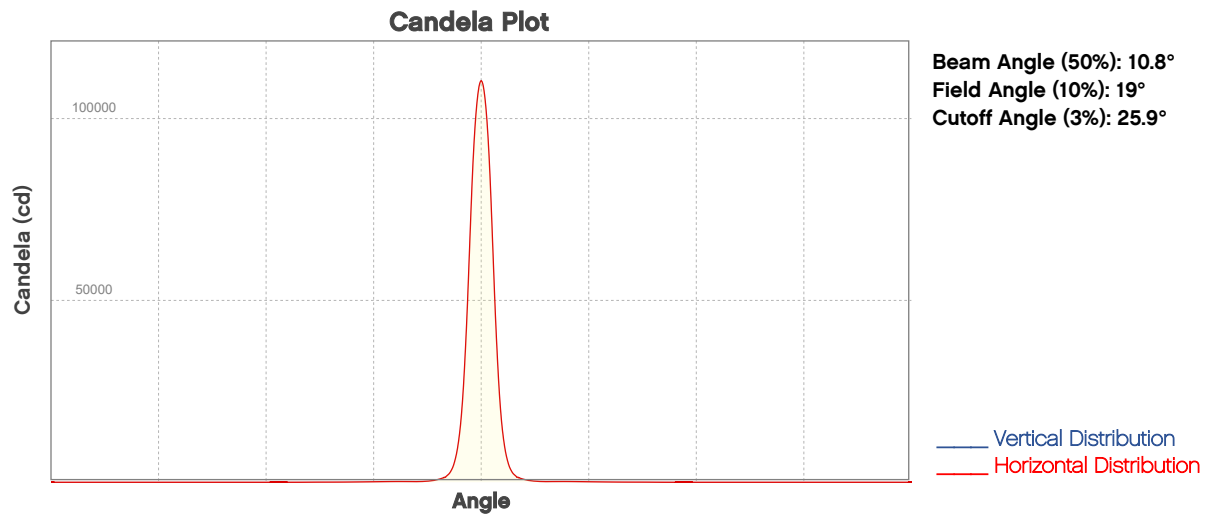


### Beam Intensities from 1-20m (3.3-65.6ft)

<b>Distance</b>	<b>1m</b>	<b>2m</b>	<b>3m</b>	<b>4m</b>	<b>5m</b>	<b>6m</b>	<b>7m</b>	<b>8m</b>	<b>9m</b>	<b>10m</b>
Lux	110314	27578	12257	6895	4413	3064	2251	1724	1362	1103
<b>Distance</b>	<b>11m</b>	<b>12m</b>	<b>13m</b>	<b>14m</b>	<b>15m</b>	<b>16m</b>	<b>17m</b>	<b>18m</b>	<b>19m</b>	<b>20m</b>
Lux	912	766	653	563	490	431	382	340	306	276
<b>Distance</b>	<b>3.3ft</b>	<b>6.6ft</b>	<b>9.8ft</b>	<b>13.1ft</b>	<b>16.4ft</b>	<b>19.7ft</b>	<b>23ft</b>	<b>26.2ft</b>	<b>29.5ft</b>	<b>32.8ft</b>
FC	10248	2562	1139	641	410	285	209	160	127	102
<b>Distance</b>	<b>36.1ft</b>	<b>39.4ft</b>	<b>42.7ft</b>	<b>45.9ft</b>	<b>49.2ft</b>	<b>52.5ft</b>	<b>55.8ft</b>	<b>59.1ft</b>	<b>62.3ft</b>	<b>65.6ft</b>
FC	85	71	61	52	46	40	35	32	28	26

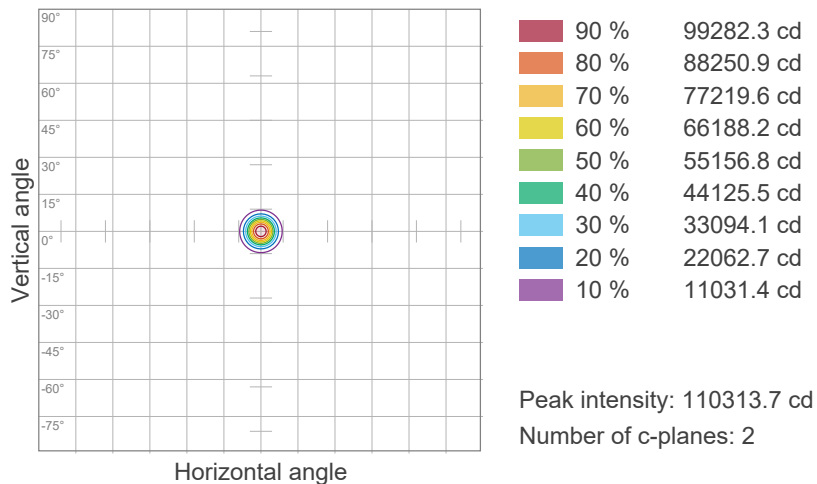
# Photometric & Chromaticity Report

Ovation Rêve F-3: Full Spot - 5600K

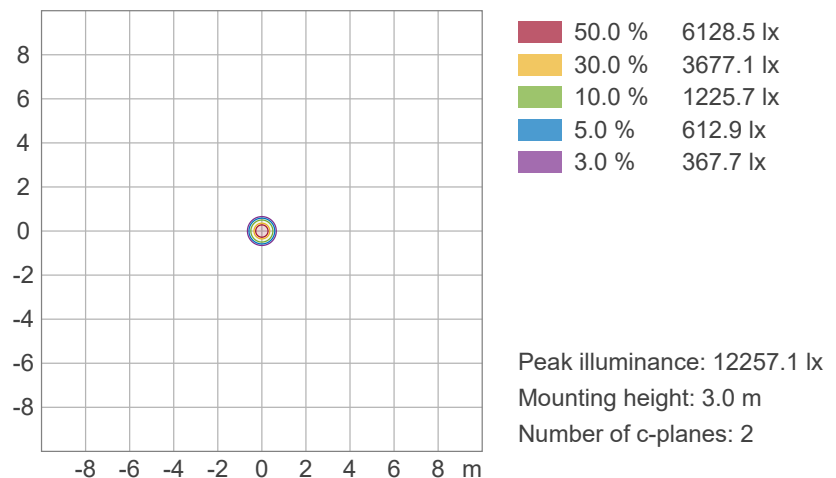


## ISO Diagrams

### ISO Candela Diagram



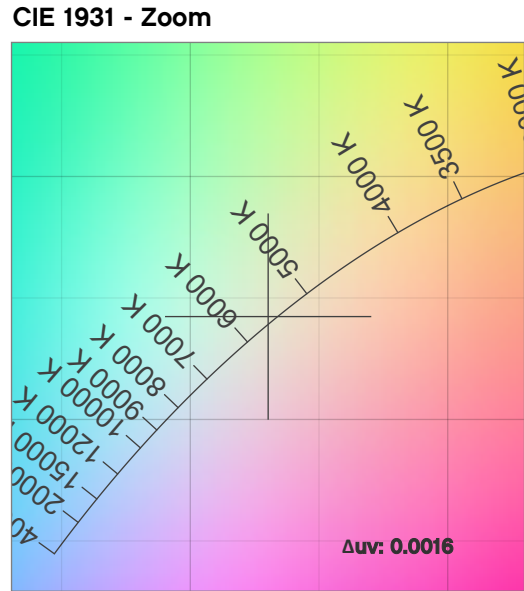
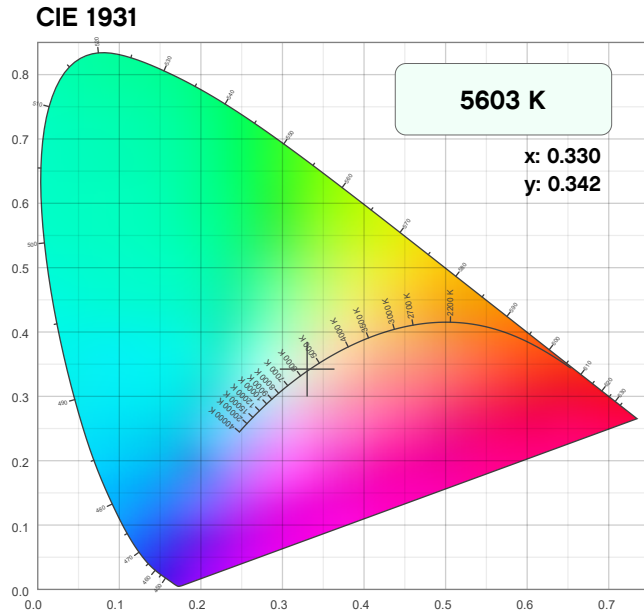
### ISO Lux Diagram



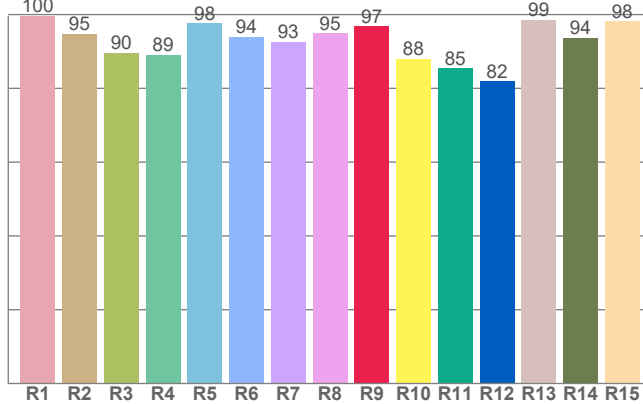
# Photometric & Chromaticity Report

Ovation Rêve F-3: Full Spot - 5600K

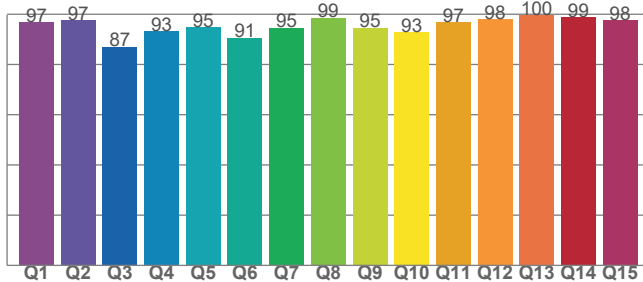
## Chromaticity



**CRI: 94.0 (R1-R8)**



**CQS: 94.4**



**Color Parameters**

Color Temperature	Color Coordinate CIE 1931	Color Coordinate CIE 1931
CCT	x	y
5603 K	0.330	0.342

Color Deviation from Black Body Curve	Color Coordinate CIE 1964	Color Coordinate CIE 1964
Δuv	y	u
0.0016	0.342	0.205

Color Rendering Index	Red Component	Color Quality Scale
CRI	CRI - R9	CQS
94.0	96.8	94.4

Television Lighting Consistency Index	Color Fidelity	Color Gamut
TLCI	TM30 - Rf	TM30 Rg
93	92.4	104.6

# Photometric & Chromaticity Report

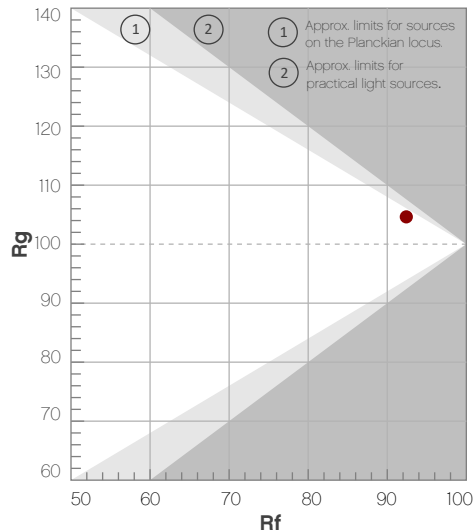
Ovation Rêve F-3: Full Spot - 5600K

## TM-30 Details

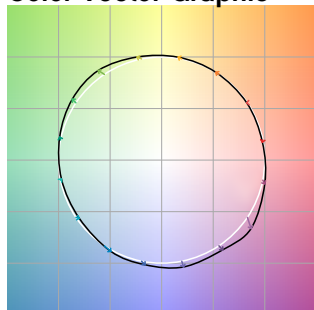
**Rf 92.4**  
Fidelity Index  
(Rg)

**Rg 104.6**  
Gammut Index  
(Rg)

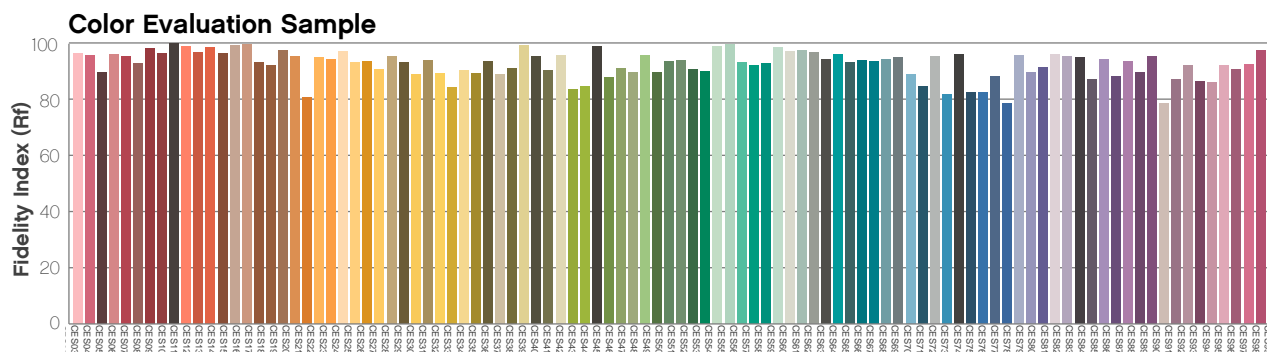
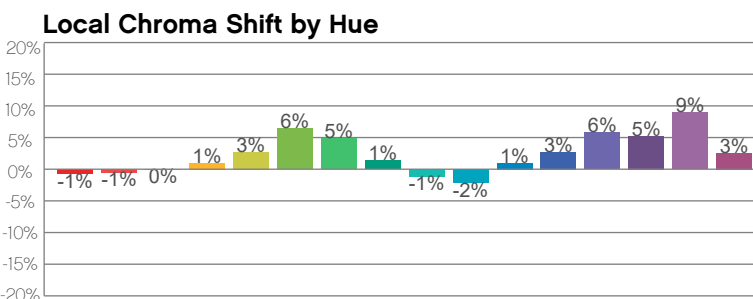
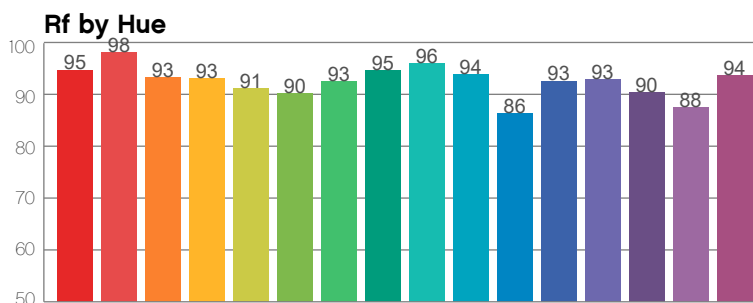

Hue Bin	R <sub>f</sub>	Graphic shifts (%)	
		Chroma	Hue
1	95	-1%	-2%
2	98	-1%	0%
3	93	0%	4%
4	93	1%	4%
5	91	3%	4%
6	90	6%	3%
7	93	5%	-1%
8	95	1%	-3%
9	96	-1%	-1%
10	94	-2%	3%
11	86	1%	8%
12	93	3%	4%
13	93	6%	1%
14	90	5%	1%
15	88	9%	-7%
16	94	3%	-3%



Color Vector Graphic



Color Distortion Graphic



# Photometric & Chromaticity Report

Ovation Rêve F-3: 50% Zoom - 5600K

## Report Summary

### Measurements

Fixture Output: 8771 lm  
Fixture Peak: 39748 cd  
Fixture Efficacy: 18 lm/W  
Intensity @ 5m: 1590 lux  
Color Temperature: 5616 K  
CRI: 94.1      CRI R9 Value: 96.9  
CQS: 94.5  
TLCI: 93  
TM-30 Rf: 92.5  
TM-30 Rg: 104.6  
Beam Angle (50%): 28.1°  
Field Angle (10%): 42.5°  
Cutoff Angle (3%): 49°

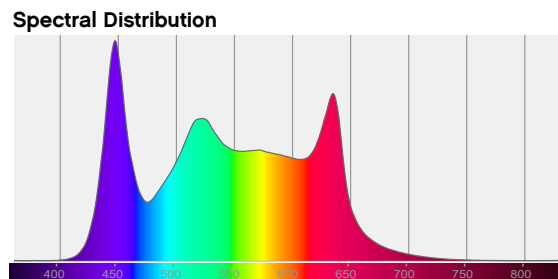
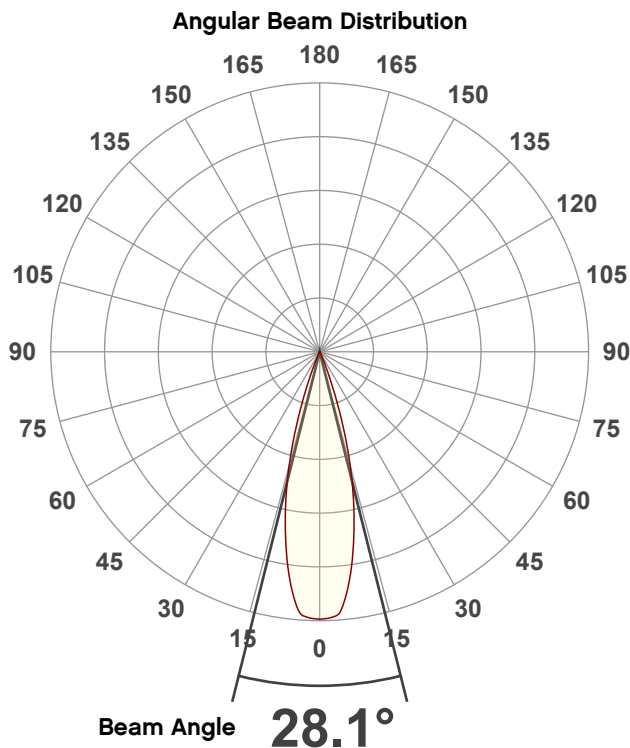


### Conditions

AC Supply: 111 V, 60 Hz  
Power: 499.48 W  
Current: 4.48 A  
Power Factor: 1.0

This data sheet conforms to American National Standard E1.9 – 2007 (R2017). All data was measured and calculated by a Viso Systems LabSpion Goniometer at the Chauvet PD Optics Laboratory in Davie, FL on 2/29/2024 to LM-63-2002 Standards.


## Overall Measurement



**Tested Color** (CIE 1931):

X: 0.330

Y: 0.343



**Light Quality**

**CRI: 94.1**

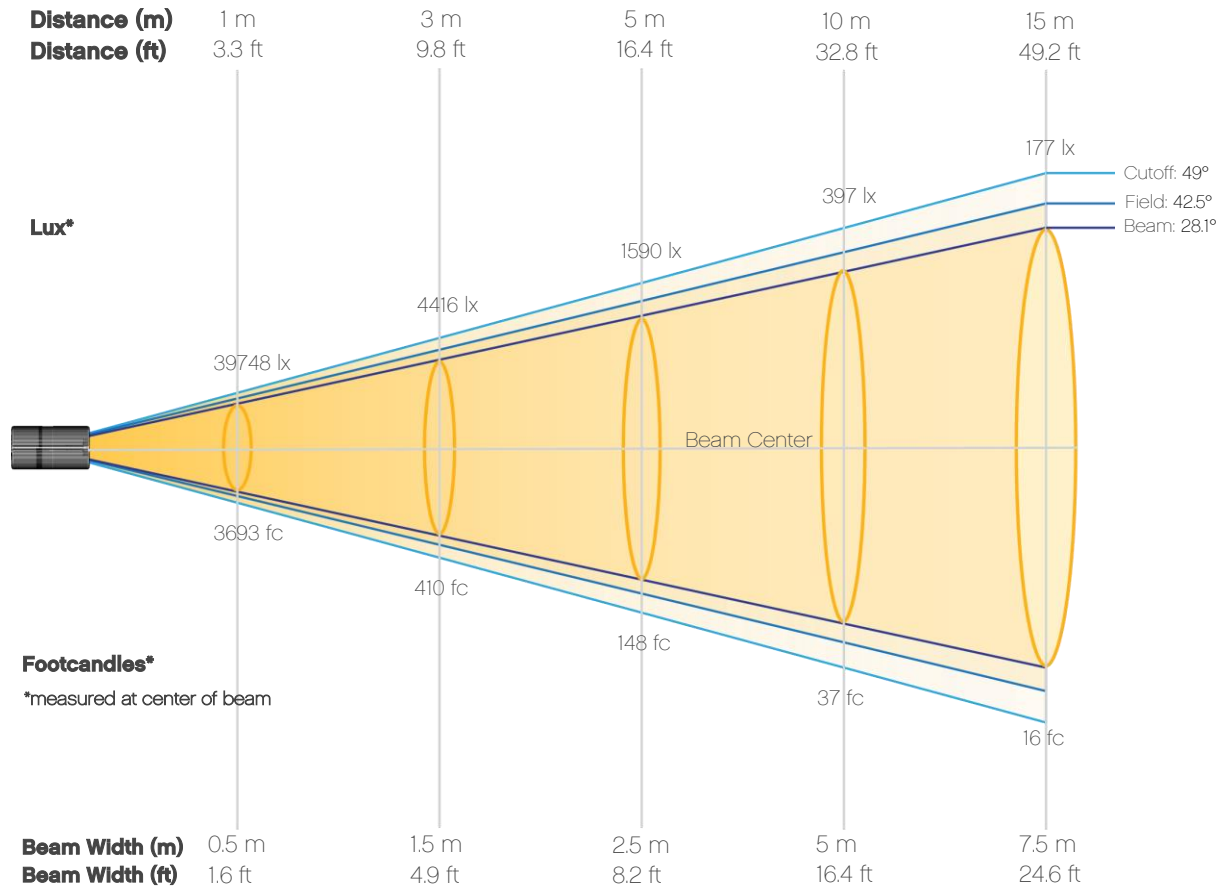
**Color Temperature**

**5616 K**

# Photometric & Chromaticity Report

Ovation Rêve F-3: 50% Zoom - 5600K

## Beam Details

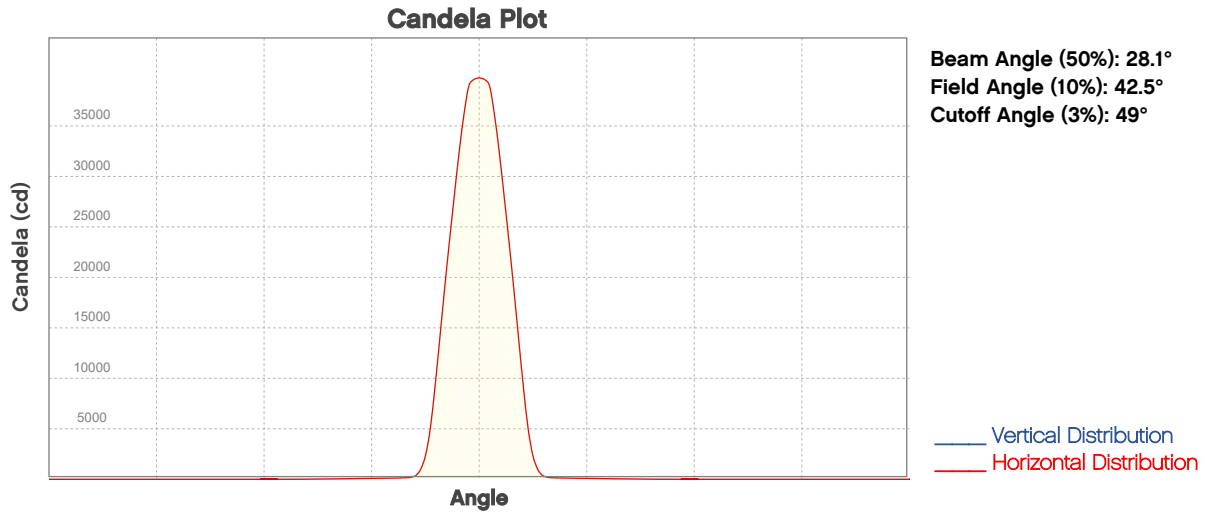


### Beam Intensities from 1-20m (3.3-65.6ft)

<b>Distance</b>	<b>1m</b>	<b>2m</b>	<b>3m</b>	<b>4m</b>	<b>5m</b>	<b>6m</b>	<b>7m</b>	<b>8m</b>	<b>9m</b>	<b>10m</b>
Lux	39748	9937	4416	2484	1590	1104	811	621	491	397
<b>Distance</b>	<b>11m</b>	<b>12m</b>	<b>13m</b>	<b>14m</b>	<b>15m</b>	<b>16m</b>	<b>17m</b>	<b>18m</b>	<b>19m</b>	<b>20m</b>
Lux	328	276	235	203	177	155	138	123	110	99
<b>Distance</b>	<b>3.3ft</b>	<b>6.6ft</b>	<b>9.8ft</b>	<b>13.1ft</b>	<b>16.4ft</b>	<b>19.7ft</b>	<b>23ft</b>	<b>26.2ft</b>	<b>29.5ft</b>	<b>32.8ft</b>
FC	3693	923	410	231	148	103	75	58	46	37
<b>Distance</b>	<b>36.1ft</b>	<b>39.4ft</b>	<b>42.7ft</b>	<b>45.9ft</b>	<b>49.2ft</b>	<b>52.5ft</b>	<b>55.8ft</b>	<b>59.1ft</b>	<b>62.3ft</b>	<b>65.6ft</b>
FC	31	26	22	19	16	14	13	11	10	9

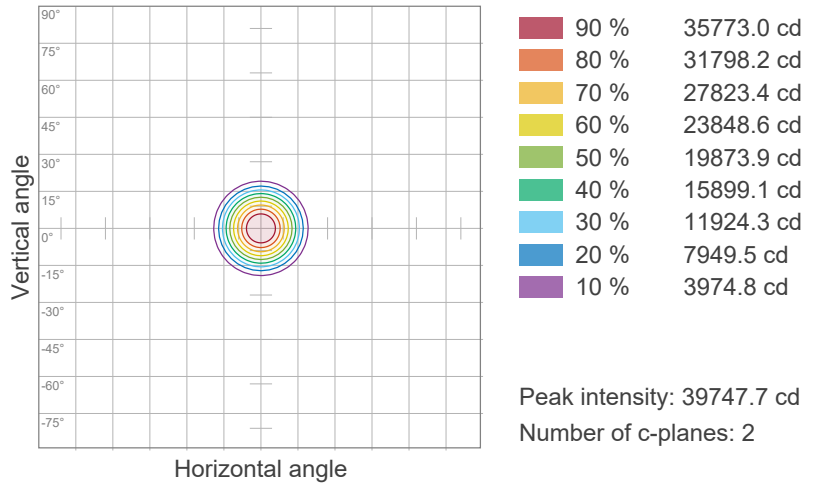
# Photometric & Chromaticity Report

Ovation Rêve F-3: 50% Zoom - 5600K

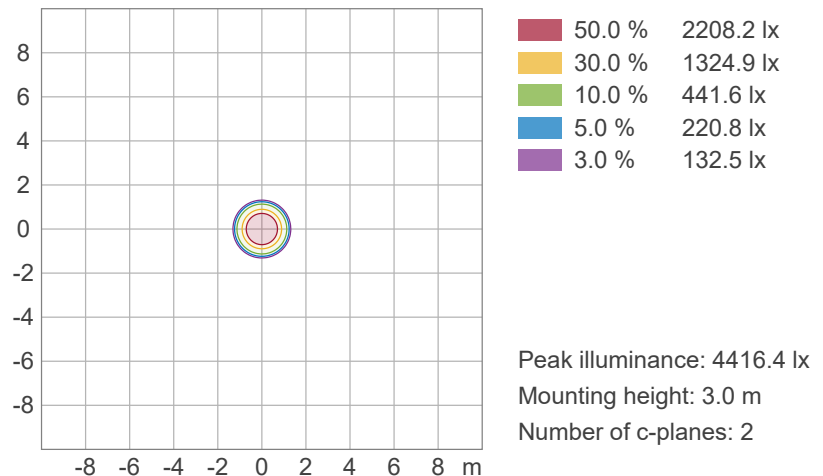


## ISO Diagrams

### ISO Candela Diagram



### ISO Lux Diagram

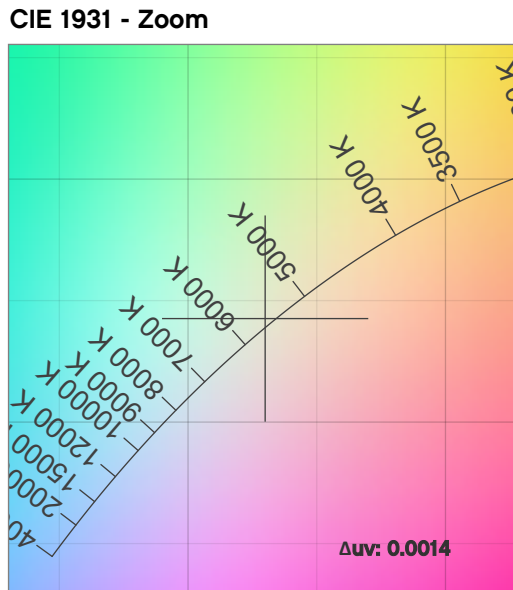
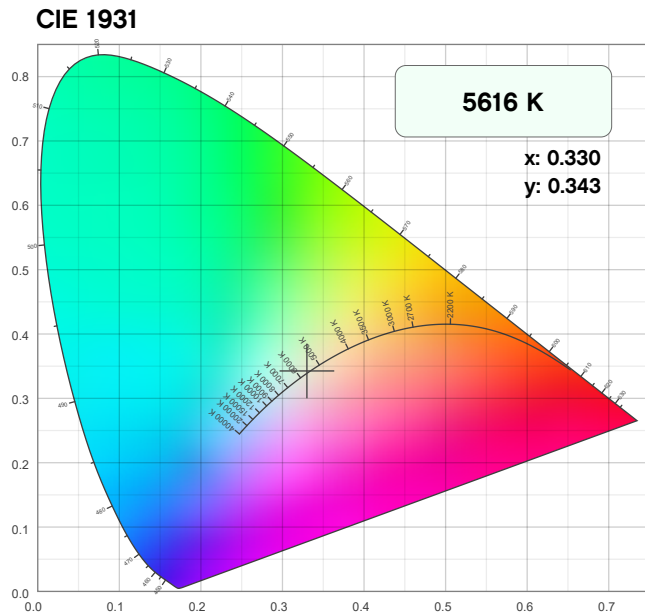




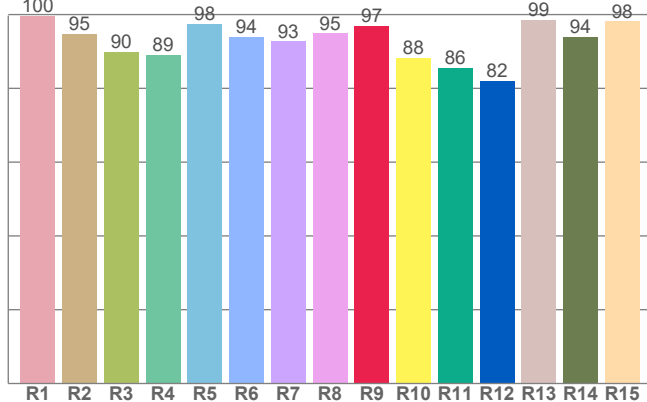
# Photometric & Chromaticity Report

Ovation Rêve F-3: 50% Zoom - 5600K

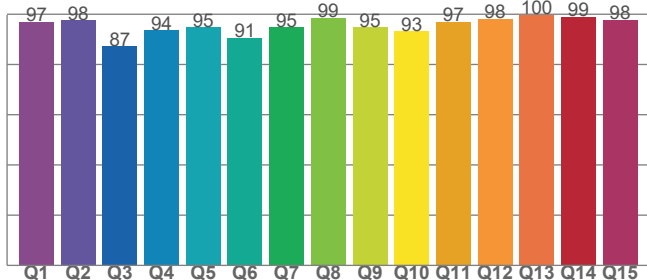
## Chromaticity



**CRI: 94.1 (R1-R8)**



**CQS: 94.5**



**Color Parameters**

Color Temperature	Color Coordinate CIE 1931	Color Coordinate CIE 1931
CCT	x	y
5616 K	0.330	0.343

Color Deviation from Black Body Curve	Color Coordinate CIE 1964	Color Coordinate CIE 1964
Δuv	y	u
0.0014	0.343	0.205

Color Rendering Index	Red Component	Color Quality Scale
CRI	CRI - R9	CQS
94.1	96.9	94.5

Television Lighting Consistency Index	Color Fidelity	Color Gamut
TLCI	TM30 - Rf	TM30 Rg
93	92.5	104.6

# Photometric & Chromaticity Report

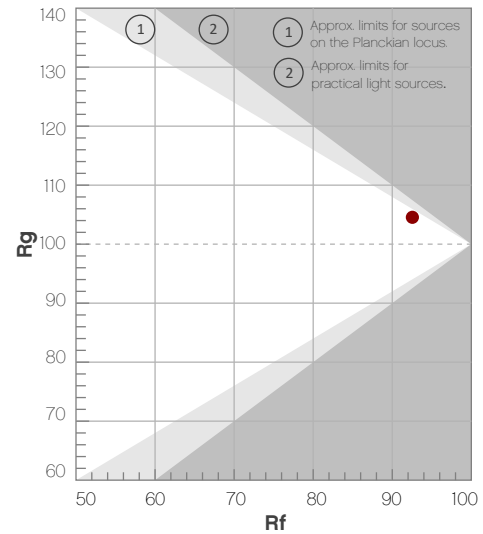
Ovation Rêve F-3: 50% Zoom - 5600K

## TM-30 Details

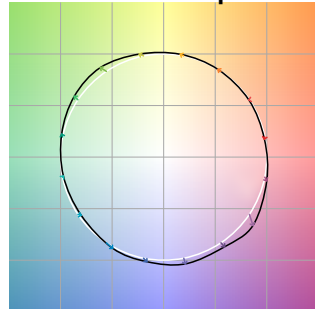
**Rf 92.5**  
Fidelity Index  
(Rg)

**Rg 104.6**  
Gammut Index  
(Rg)

Hue Bin	R <sub>f</sub>	Graphic shifts (%)	
		Chroma	Hue
1	95	-1%	-2%
2	98	-1%	0%
3	94	0%	3%
4	93	1%	4%
5	91	3%	4%
6	90	6%	3%
7	93	5%	-1%
8	95	1%	-3%
9	96	-1%	-1%
10	94	-2%	2%
11	87	1%	8%
12	93	3%	4%
13	93	6%	0%
14	91	5%	1%
15	88	9%	-7%
16	94	3%	-3%



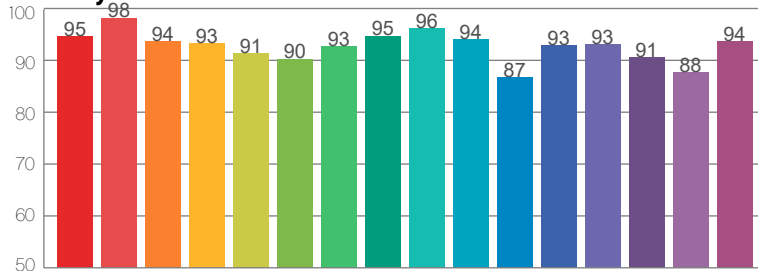
Color Vector Graphic



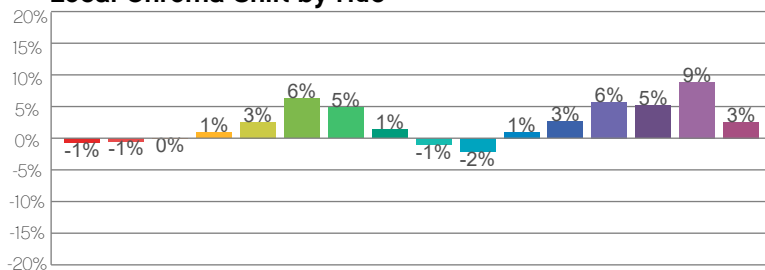
Color Distortion Graphic



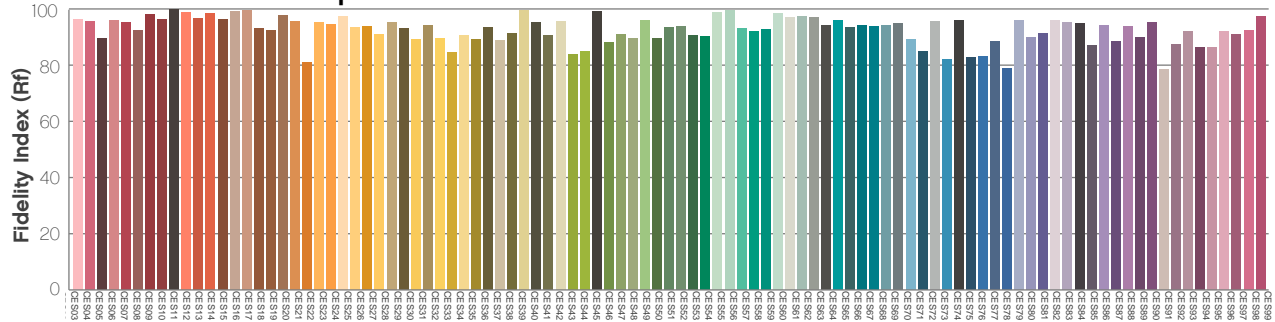
R<sub>f</sub> by Hue



Local Chroma Shift by Hue



Color Evaluation Sample



# Photometric & Chromaticity Report

Ovation Rêve F-3: Full Flood - 5600K

## Report Summary

### Measurements

Fixture Output: 11723 lm  
Fixture Peak: 11185 cd  
Fixture Efficacy: 25 lm/W  
Intensity @ 5m: 442 lux  
Color Temperature: 5589 K  
CRI: 94.1      CRI R9 Value: 98.2  
CQS: 94.7  
TLCI: 93  
TM-30 Rf: 92.8  
TM-30 Rg: 104.5  
Beam Angle (50%): 66.1°  
Field Angle (10%): 88.4°  
Cutoff Angle (3%): 97.6°

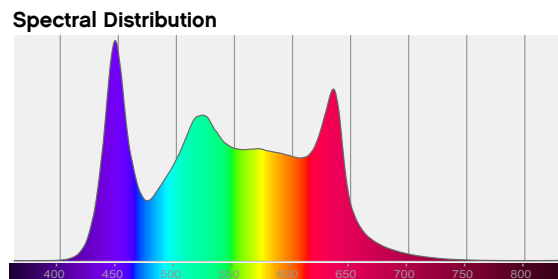
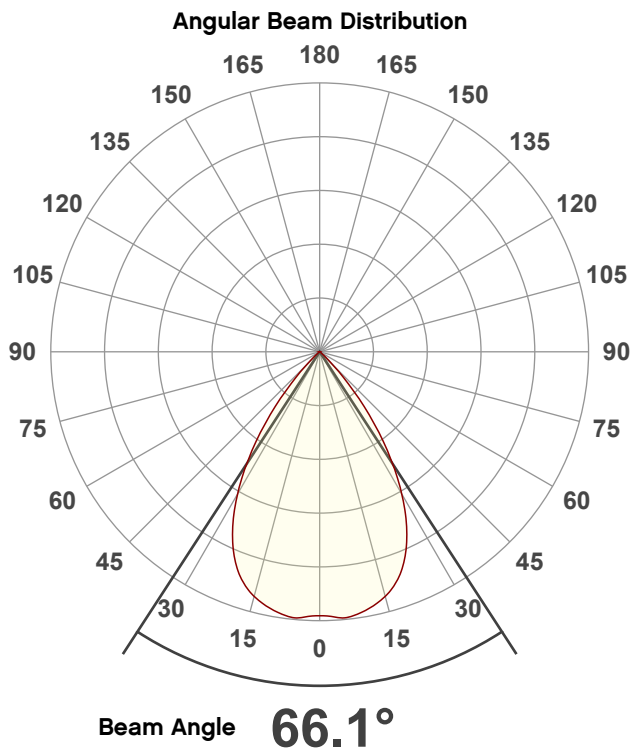


### Conditions

AC Supply: 112 V, 60 Hz  
Power: 464.67 W  
Current: 4.16 A  
Power Factor: 1.0

This data sheet conforms to American National Standard E1.9 – 2007 (R2017). All data was measured and calculated by a Viso Systems LabSpion Goniometer at the Chauvet PD Optics Laboratory in Davie, FL on 2/29/2024 to LM-63-2002 Standards.


## Overall Measurement



Tested Color (CIE 1931):

X: 0.331

Y: 0.344



Light Quality

CRI: 94.1

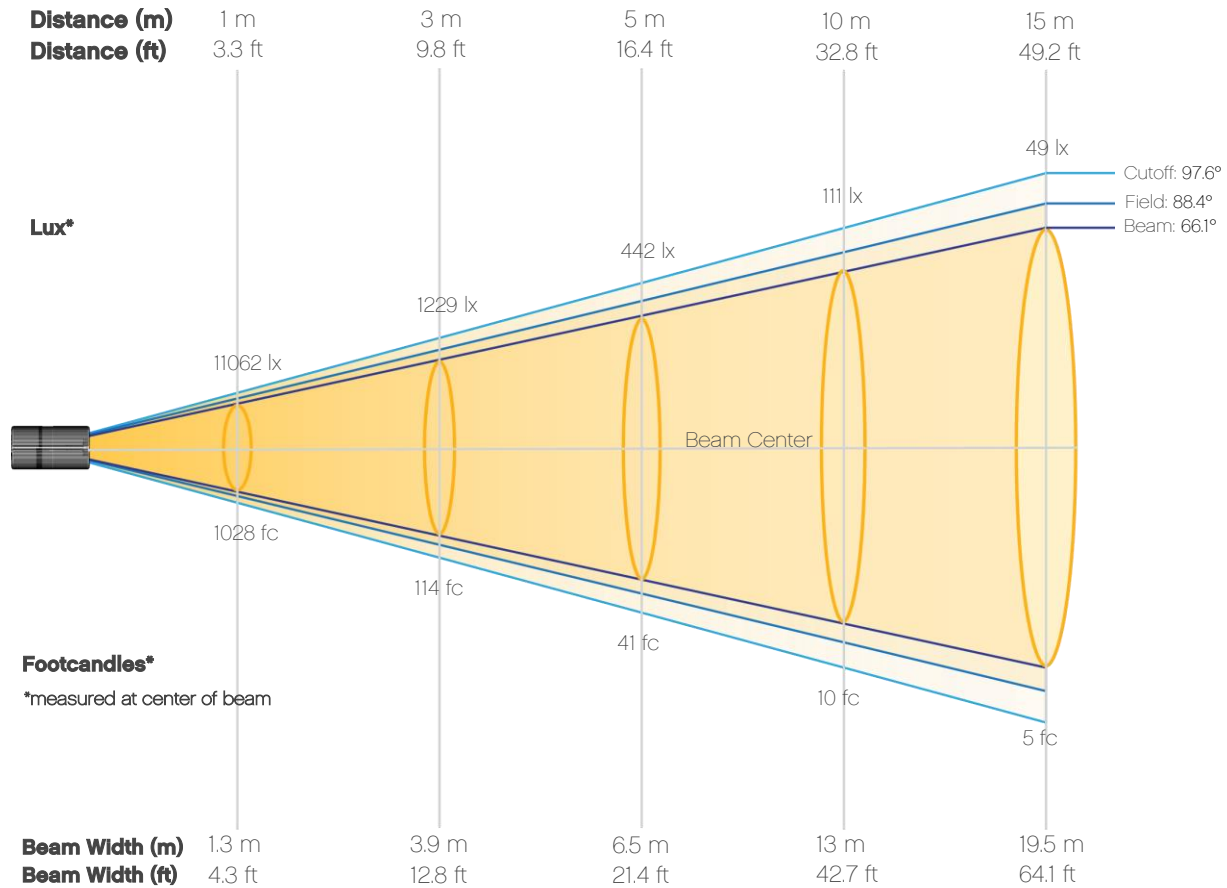
Color Temperature

5589 K

# Photometric & Chromaticity Report

Ovation Rêve F-3: Full Flood - 5600K

## Beam Details

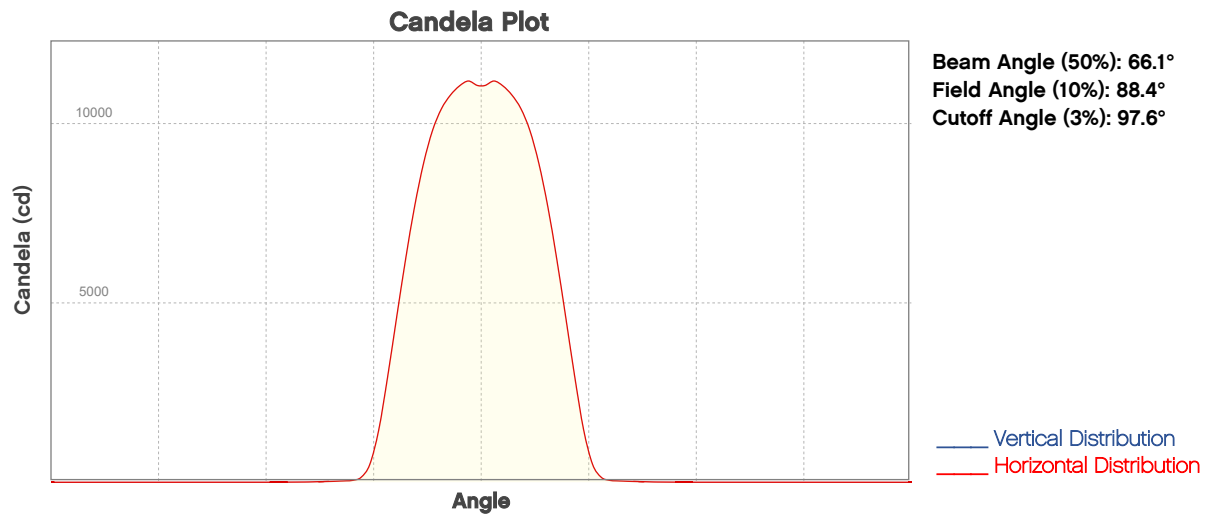


### Beam Intensities from 1-20m (3.3-65.6ft)

<b>Distance</b>	<b>1m</b>	<b>2m</b>	<b>3m</b>	<b>4m</b>	<b>5m</b>	<b>6m</b>	<b>7m</b>	<b>8m</b>	<b>9m</b>	<b>10m</b>
Lux	11062	2765	1229	691	442	307	226	173	137	111
<b>Distance</b>	<b>11m</b>	<b>12m</b>	<b>13m</b>	<b>14m</b>	<b>15m</b>	<b>16m</b>	<b>17m</b>	<b>18m</b>	<b>19m</b>	<b>20m</b>
Lux	91	77	65	56	49	43	38	34	31	28
<b>Distance</b>	<b>3.3ft</b>	<b>6.6ft</b>	<b>9.8ft</b>	<b>13.1ft</b>	<b>16.4ft</b>	<b>19.7ft</b>	<b>23ft</b>	<b>26.2ft</b>	<b>29.5ft</b>	<b>32.8ft</b>
FC	1028	257	114	64	41	29	21	16	13	10
<b>Distance</b>	<b>36.1ft</b>	<b>39.4ft</b>	<b>42.7ft</b>	<b>45.9ft</b>	<b>49.2ft</b>	<b>52.5ft</b>	<b>55.8ft</b>	<b>59.1ft</b>	<b>62.3ft</b>	<b>65.6ft</b>
FC	8	7	6	5	5	4	4	3	3	3

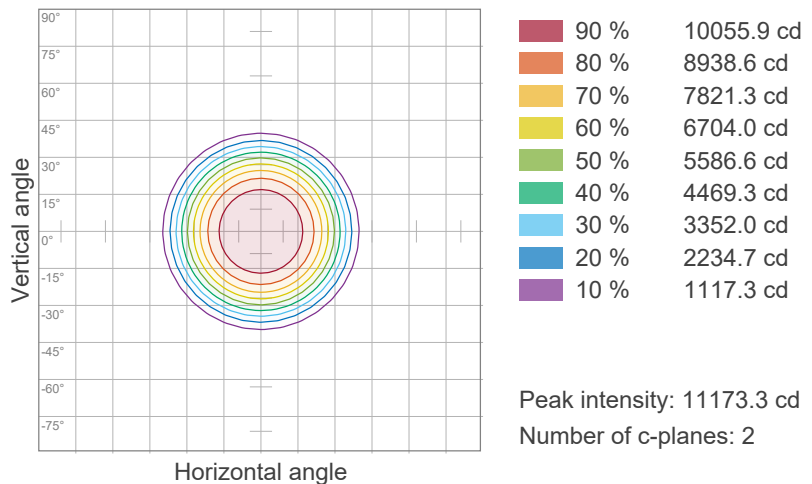
# Photometric & Chromaticity Report

Ovation Rêve F-3: Full Flood - 5600K

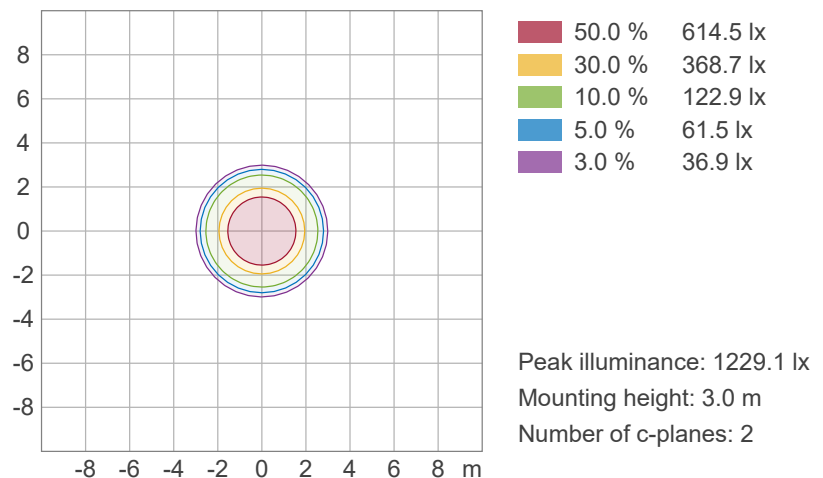


## ISO Diagrams

### ISO Candela Diagram



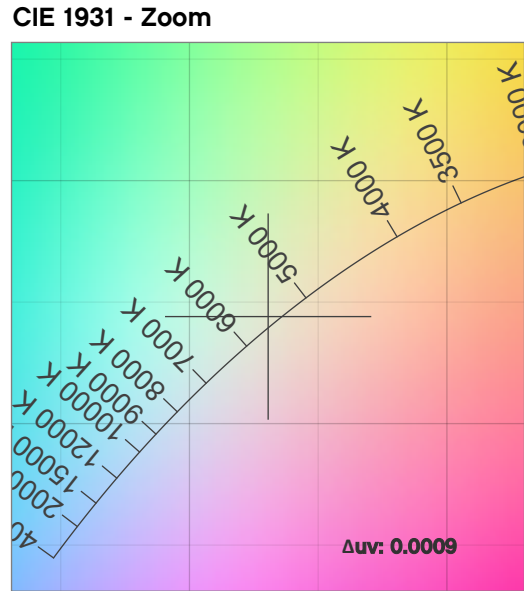
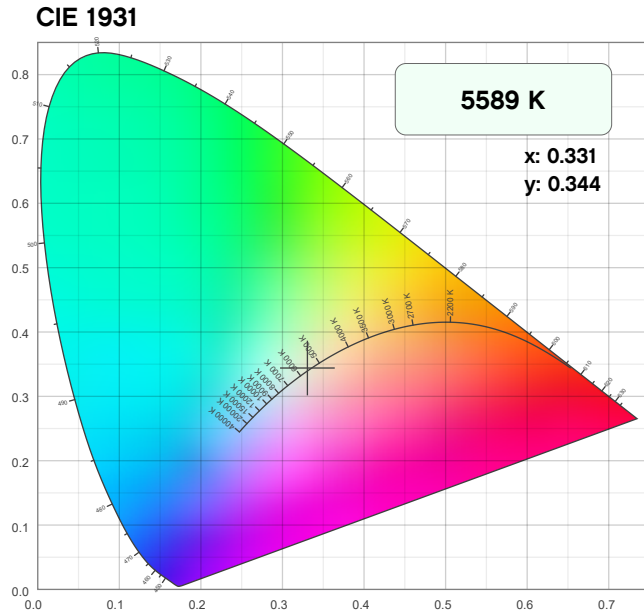
### ISO Lux Diagram



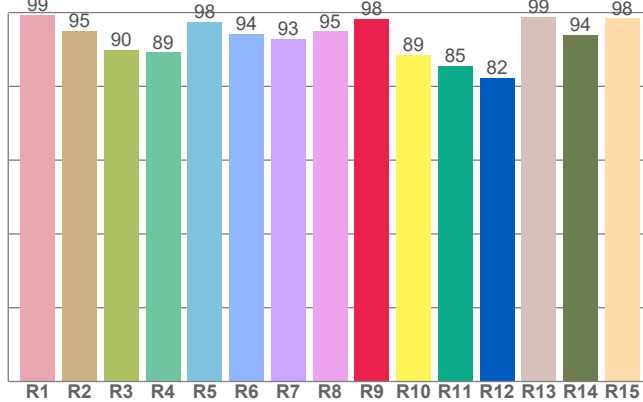
# Photometric & Chromaticity Report

Ovation Rêve F-3: Full Flood - 5600K

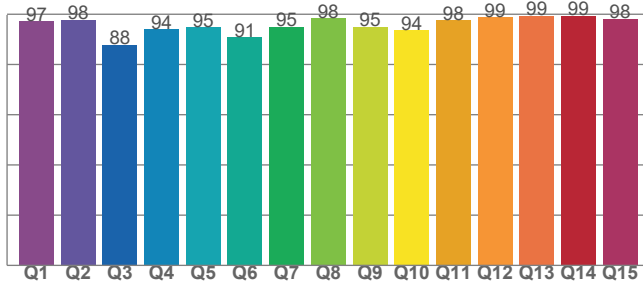
## Chromaticity



**CRI: 94.1 (R1-R8)**



**CQS: 94.7**



**Color Parameters**

Color Temperature	Color Coordinate CIE 1931	Color Coordinate CIE 1931
CCT	x	y
5589 K	0.331	0.344

Color Deviation from Black Body Curve	Color Coordinate CIE 1964	Color Coordinate CIE 1964
$\Delta uv$	y	u
0.0009	0.344	0.204

Color Rendering Index	Red Component	Color Quality Scale
CRI	CRI - R9	CQS
94.1	98.2	94.7

Television Lighting Consistency Index	Color Fidelity	Color Gamut
TLCI	TM30 - Rf	TM30 Rg
93	92.8	104.5

# Photometric & Chromaticity Report

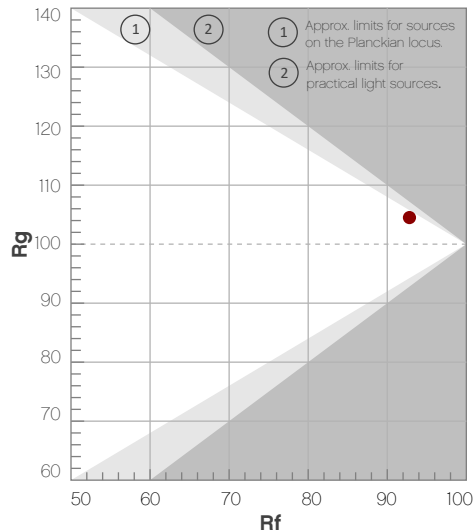
Ovation Rêve F-3: Full Flood - 5600K

## TM-30 Details

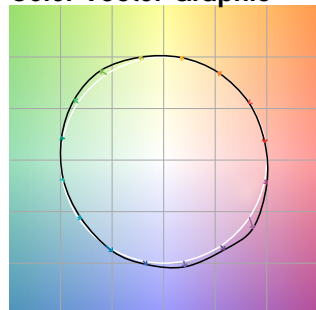
**Rf 92.8**  
Fidelity Index  
(Rg)

**Rg 104.5**  
Gammut Index  
(Rg)

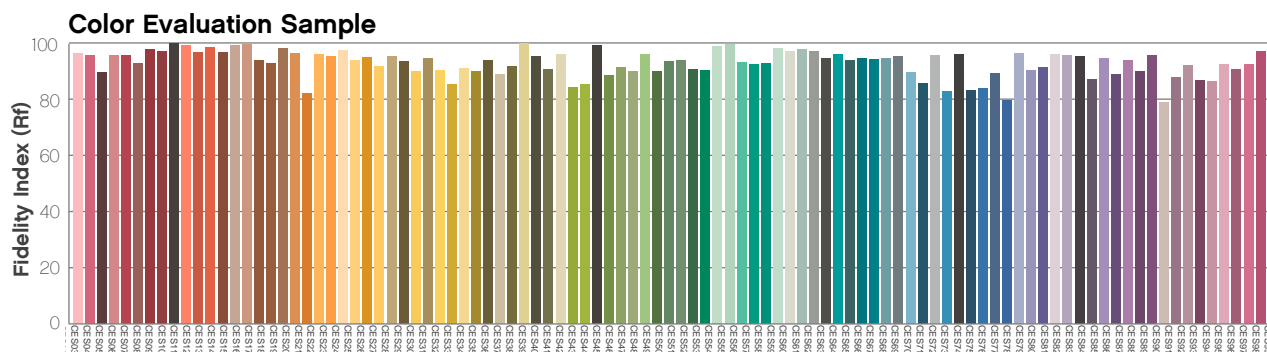
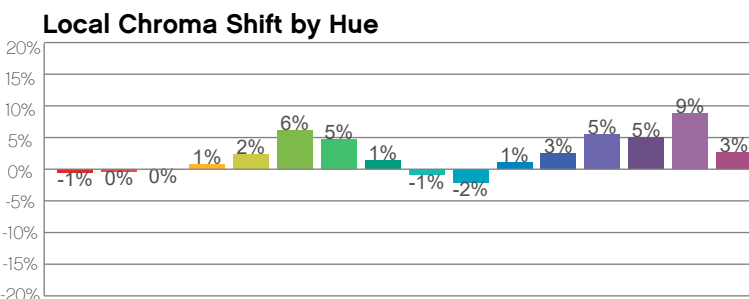
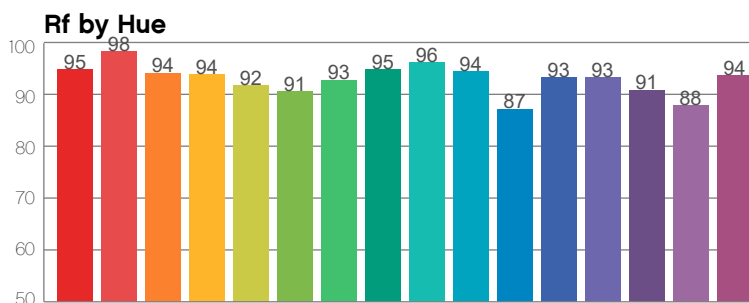
Hue Bin	R <sub>f</sub>	Graphic shifts (%)	
		Chroma	Hue
1	95	-1%	-2%
2	98	0%	0%
3	94	0%	3%
4	94	1%	3%
5	92	2%	4%
6	91	6%	3%
7	93	5%	-1%
8	95	1%	-2%
9	96	-1%	-1%
10	94	-2%	2%
11	87	1%	8%
12	93	3%	4%
13	93	5%	0%
14	91	5%	1%
15	88	9%	-7%
16	94	3%	-3%



Color Vector Graphic



Color Distortion Graphic



# Photometric & Chromaticity Report

Ovation Rêve F-3: 50% Zoom - Red Only

## Report Summary

### Measurements

Fixture Output: 1463 lm  
Fixture Peak: 6333 cd  
Fixture Efficacy: 13 lm/W  
Intensity @ 5m: 253 lux  
Color Temperature: 0 K  
CRI: 0.0      CRI R9 Value: 0.0  
CQS: 0.0  
TLCI: n/a  
TM-30 Rf: 0.0  
TM-30 Rg: 0.0  
Beam Angle (50%): 28.8°  
Field Angle (10%): 42.8°  
Cutoff Angle (3%): 49.4°

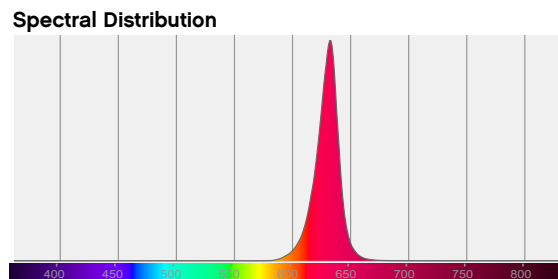
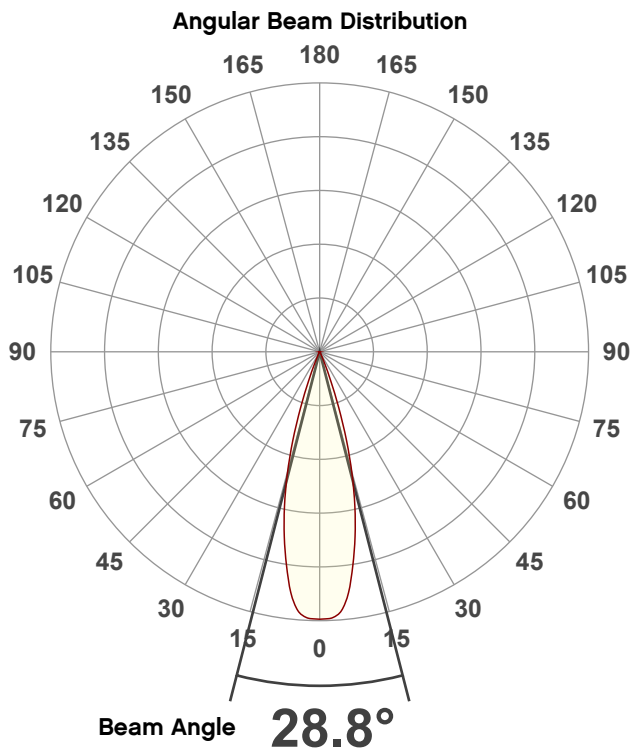


### Conditions

AC Supply: 118 V, 60 Hz  
Power: 113.44 W  
Current: 0.964 A  
Power Factor: 0.99

This data sheet conforms to American National Standard E1.9 – 2007 (R2017). All data was measured and calculated by a Viso Systems LabSpion Goniometer at the Chauvet PD Optics Laboratory in Davie, FL on 2/29/2024 to LM-63-2002 Standards.

## Overall Measurement



**Tested Color (CIE 1931):**  
X: 0.696  
Y: 0.303



**Light Quality**  
CRI: 0.0

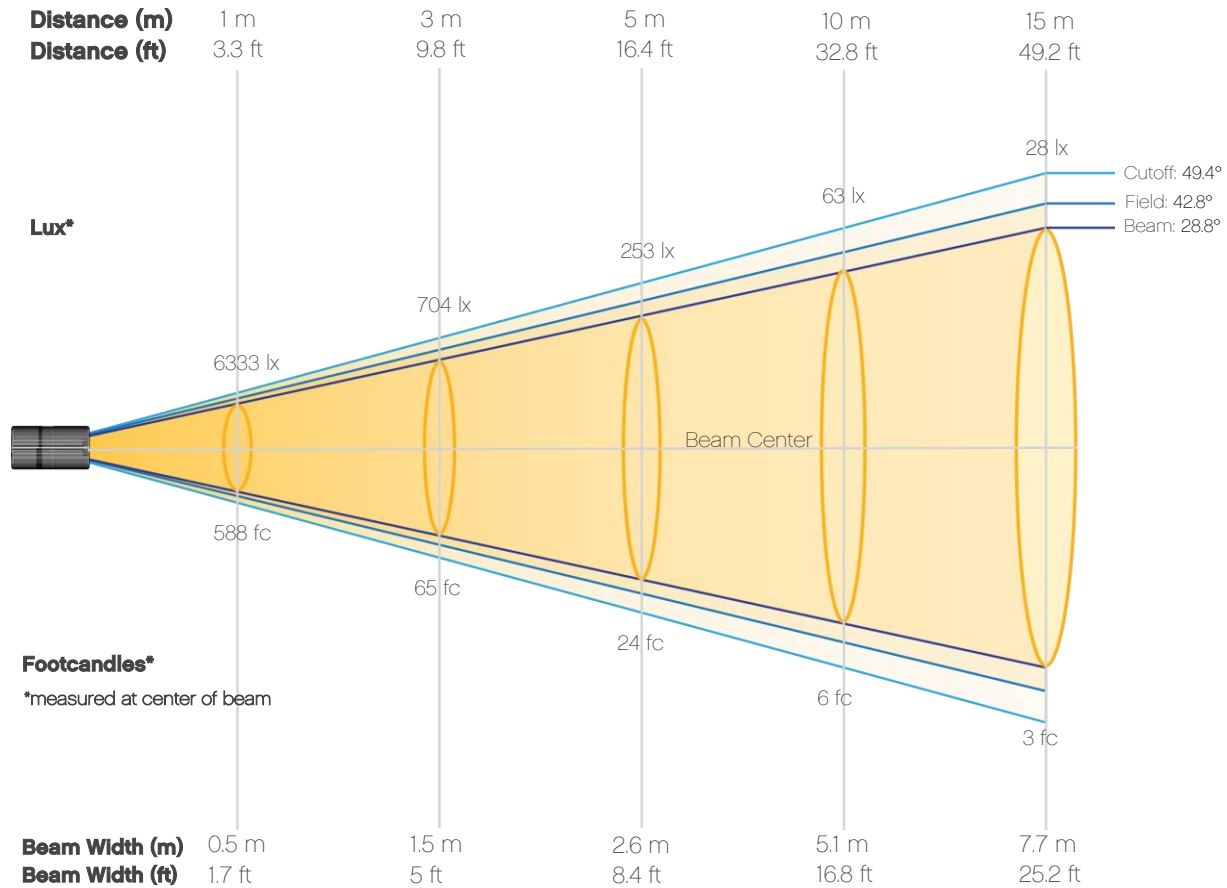
**Color Temperature**  
0 K



# Photometric & Chromaticity Report

Ovation Rêve F-3: 50% Zoom - Red Only

## Beam Details

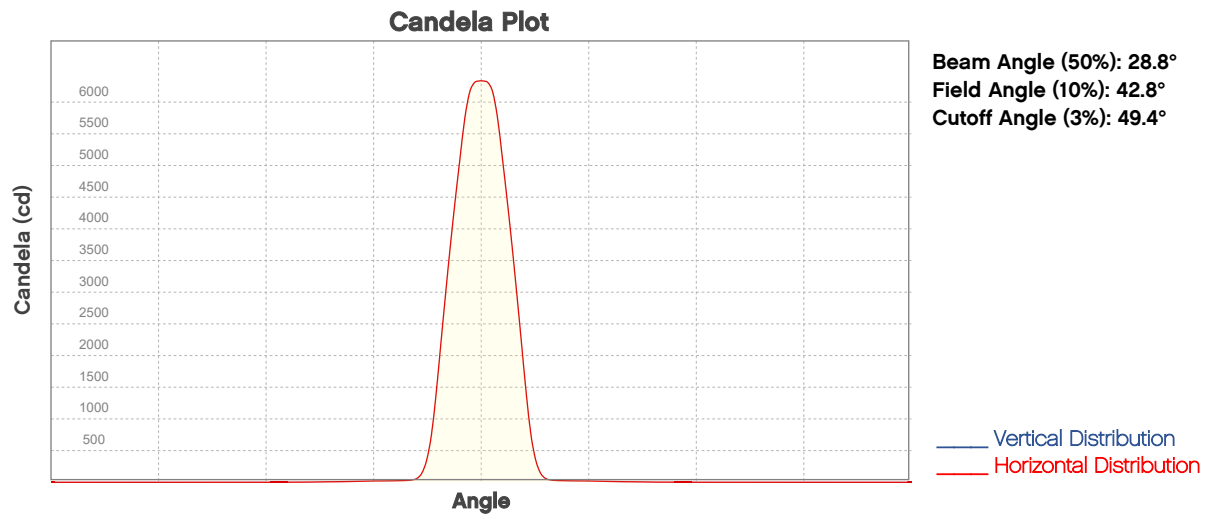


### Beam Intensities from 1-20m (3.3-65.6ft)

<b>Distance</b>	<b>1m</b>	<b>2m</b>	<b>3m</b>	<b>4m</b>	<b>5m</b>	<b>6m</b>	<b>7m</b>	<b>8m</b>	<b>9m</b>	<b>10m</b>
Lux	6333	1583	704	396	253	176	129	99	78	63
<b>Distance</b>	<b>11m</b>	<b>12m</b>	<b>13m</b>	<b>14m</b>	<b>15m</b>	<b>16m</b>	<b>17m</b>	<b>18m</b>	<b>19m</b>	<b>20m</b>
Lux	52	44	37	32	28	25	22	20	18	16
<b>Distance</b>	<b>3.3ft</b>	<b>6.6ft</b>	<b>9.8ft</b>	<b>13.1ft</b>	<b>16.4ft</b>	<b>19.7ft</b>	<b>23ft</b>	<b>26.2ft</b>	<b>29.5ft</b>	<b>32.8ft</b>
FC	588	147	65	37	24	16	12	9	7	6
<b>Distance</b>	<b>36.1ft</b>	<b>39.4ft</b>	<b>42.7ft</b>	<b>45.9ft</b>	<b>49.2ft</b>	<b>52.5ft</b>	<b>55.8ft</b>	<b>59.1ft</b>	<b>62.3ft</b>	<b>65.6ft</b>
FC	5	4	3	3	3	2	2	2	2	1

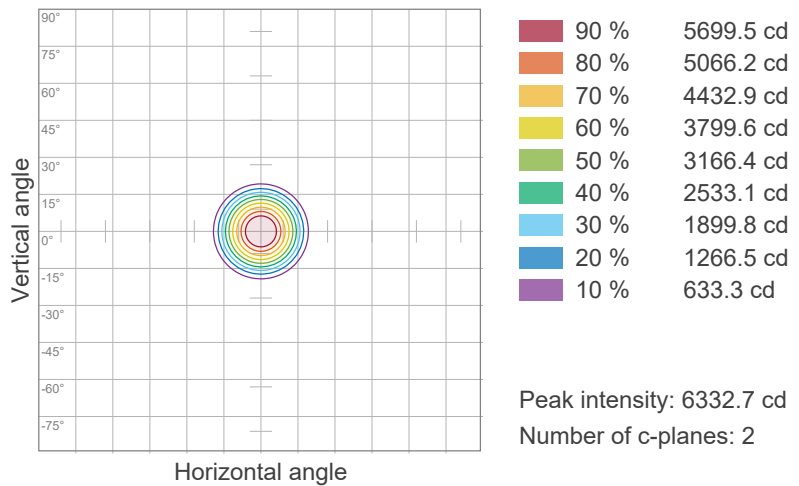
# Photometric & Chromaticity Report

Ovation Rêve F-3: 50% Zoom - Red Only

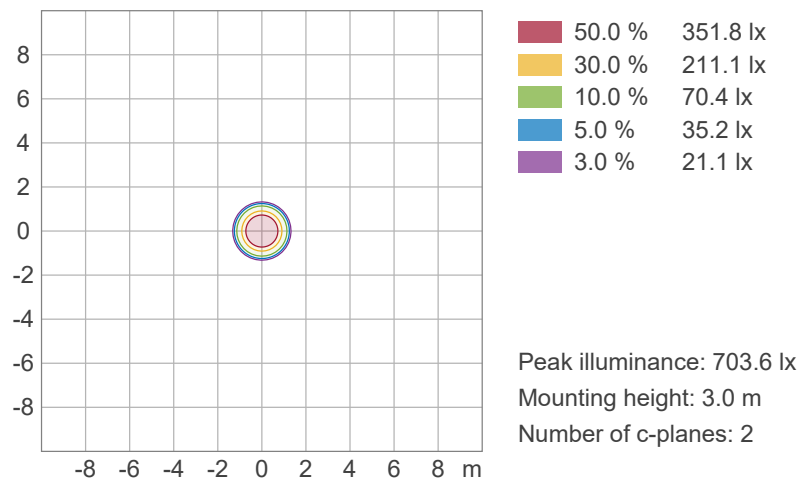


## ISO Diagrams

### ISO Candela Diagram



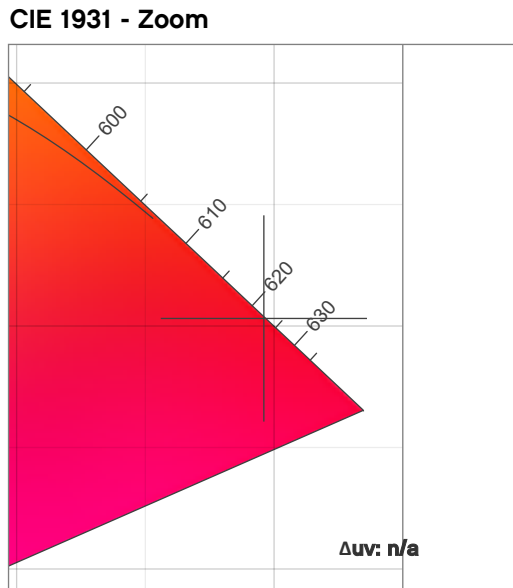
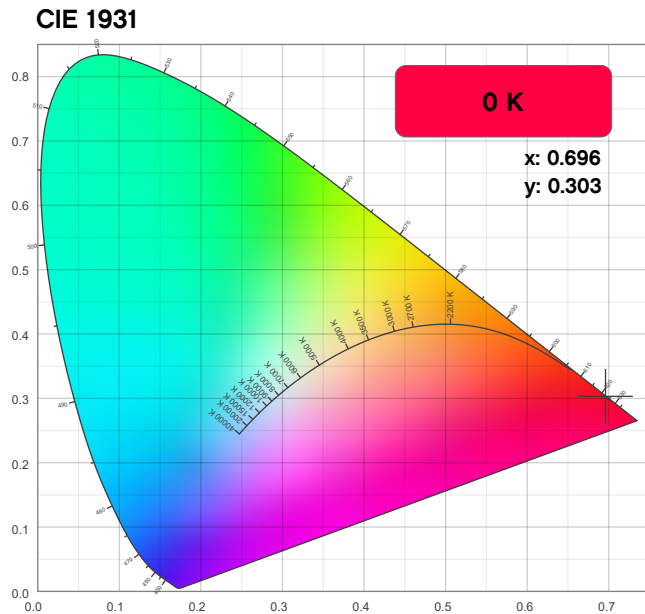
### ISO Lux Diagram



# Photometric & Chromaticity Report

Ovation Rêve F-3: 50% Zoom - Red Only

## Chromaticity



**CRI: 0.0 (R1-R8)**

0	0	0	0	0	0	0	0	0	0	0	0	0	0	0
R1	R2	R3	R4	R5	R6	R7	R8	R9	R10	R11	R12	R13	R14	R15

**CQS: 0.0**

Q1	Q2	Q3	Q4	Q5	Q6	Q7	Q8	Q9	Q10	Q11	Q12	Q13	Q14	Q15

### Color Parameters

Color Temperature	Color Coordinate CIE 1931	Color Coordinate CIE 1931
CCT	x	y
0 K	0.696	0.303

Color Deviation from Black Body Curve	Color Coordinate CIE 1964	Color Coordinate CIE 1964
$\Delta uv$	y	u
n/a	0.303	0.531

Color Rendering Index	Red Component	Color Quality Scale
CRI	CRI - R9	CQS
0.0	0.0	0.0

Television Lighting Consistency Index	Color Fidelity	Color Gamut
TLCI	TM30 - Rf	TM30 Rg
n/a	0.0	0.0

# Photometric & Chromaticity Report

Ovation Rêve F-3: 50% Zoom - Red Only

## TM-30 Details


**Rf 0.0**

Fidelity Index  
(Rg)


**Rg 0.0**

Gammut Index  
(Rg)

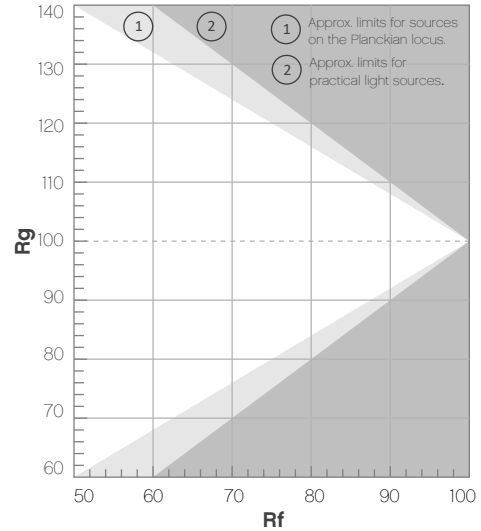
### Color Vector Graphic



### Color Distortion Graphic



Hue Bin	Rf	Graphic shifts (%)	
		Chroma	Hue
1	0	0%	0%
2	0	0%	0%
3	0	0%	0%
4	0	0%	0%
5	0	0%	0%
6	0	0%	0%
7	0	0%	0%
8	0	0%	0%
9	0	0%	0%
10	0	0%	0%
11	0	0%	0%
12	0	0%	0%
13	0	0%	0%
14	0	0%	0%
15	0	0%	0%
16	0	0%	0%



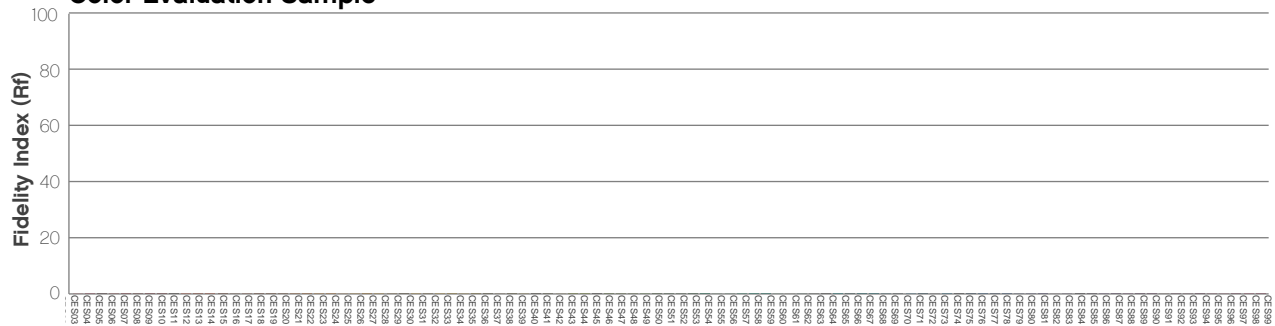
### Rf by Hue



### Local Chroma Shift by Hue



### Color Evaluation Sample



# Photometric & Chromaticity Report

Ovation Rêve F-3: 50% Zoom - Green Only

## Report Summary

### Measurements

Fixture Output: 1932 lm  
Fixture Peak: 9023 cd  
Fixture Efficacy: 23 lm/W  
Intensity @ 5m: 361 lux  
Color Temperature: 0 K  
CRI: 0.0      CRI R9 Value: 0.0  
CQS: 0.0  
TLCI: n/a  
TM-30 Rf: 0.0  
TM-30 Rg: 0.0  
Beam Angle (50%): 27.5°  
Field Angle (10%): 41.9°  
Cutoff Angle (3%): 48.4°

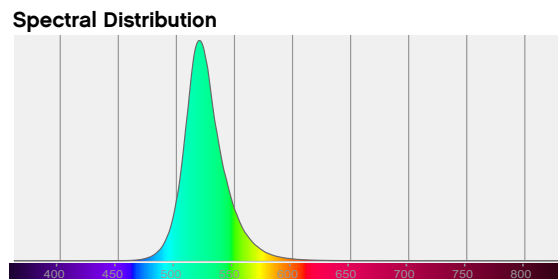
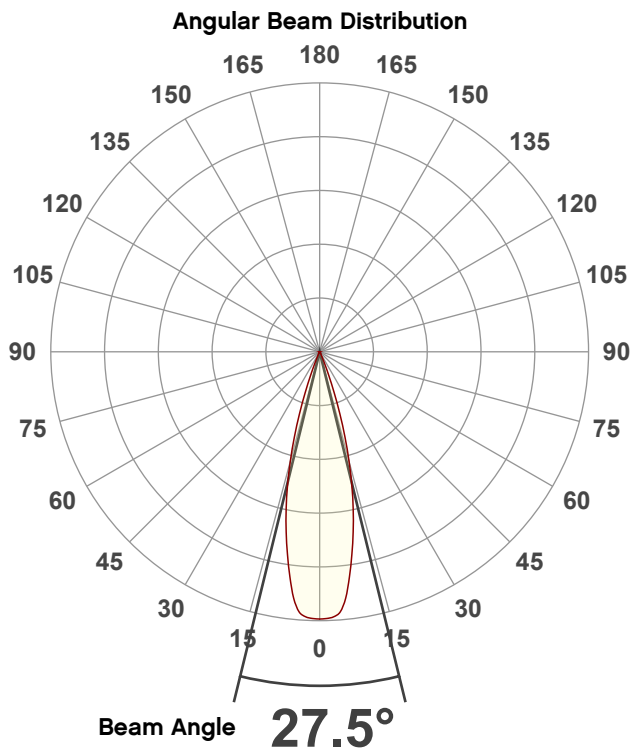


### Conditions

AC Supply: 118 V, 60 Hz  
Power: 85.29 W  
Current: 0.721 A  
Power Factor: 0.99

This data sheet conforms to American National Standard E1.9 – 2007 (R2017). All data was measured and calculated by a Viso Systems LabSpion Goniometer at the Chauvet PD Optics Laboratory in Davie, FL on 2/29/2024 to LM-63-2002 Standards.

## Overall Measurement



Tested Color (CIE 1931):

X: 0.167

Y: 0.731



Light Quality

CRI: 0.0

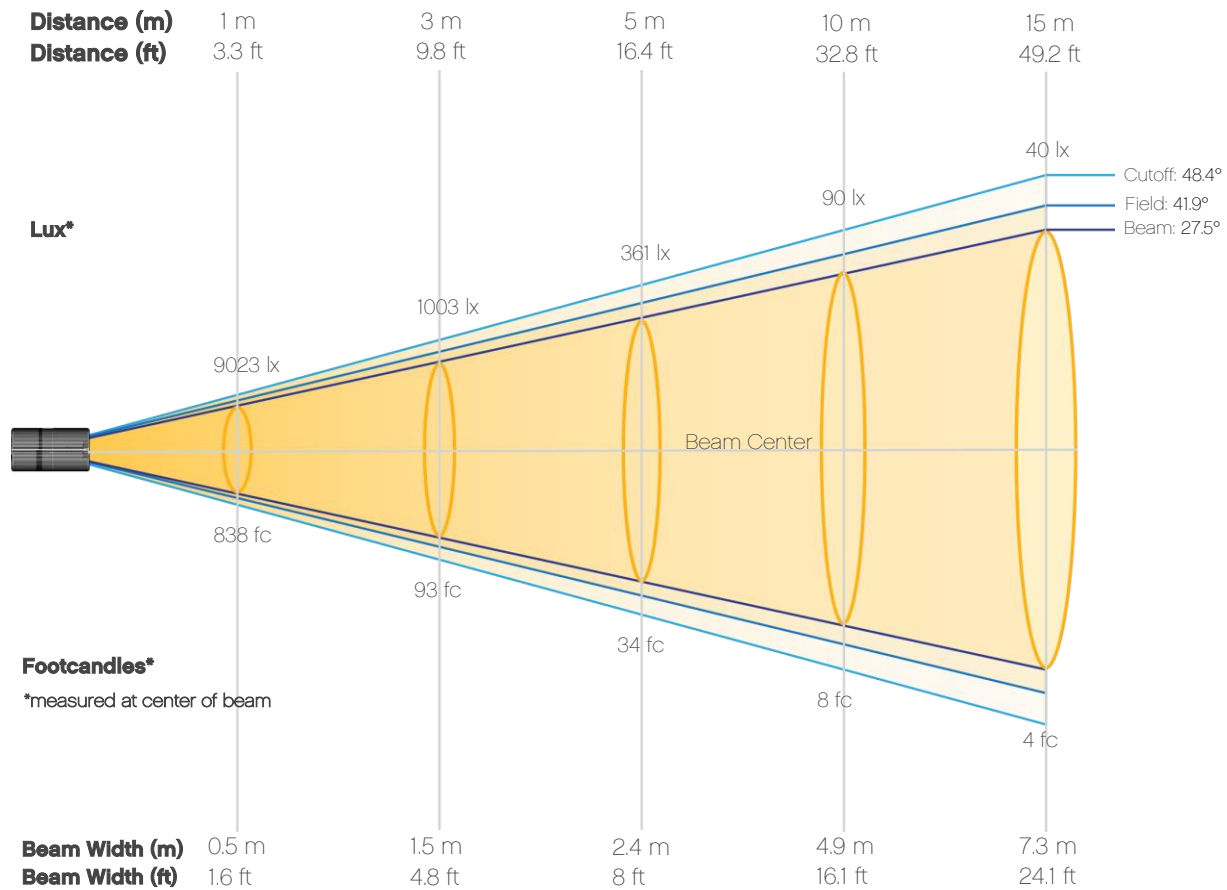
Color Temperature

0 K

# Photometric & Chromaticity Report

Ovation Rêve F-3: 50% Zoom - Green Only

## Beam Details

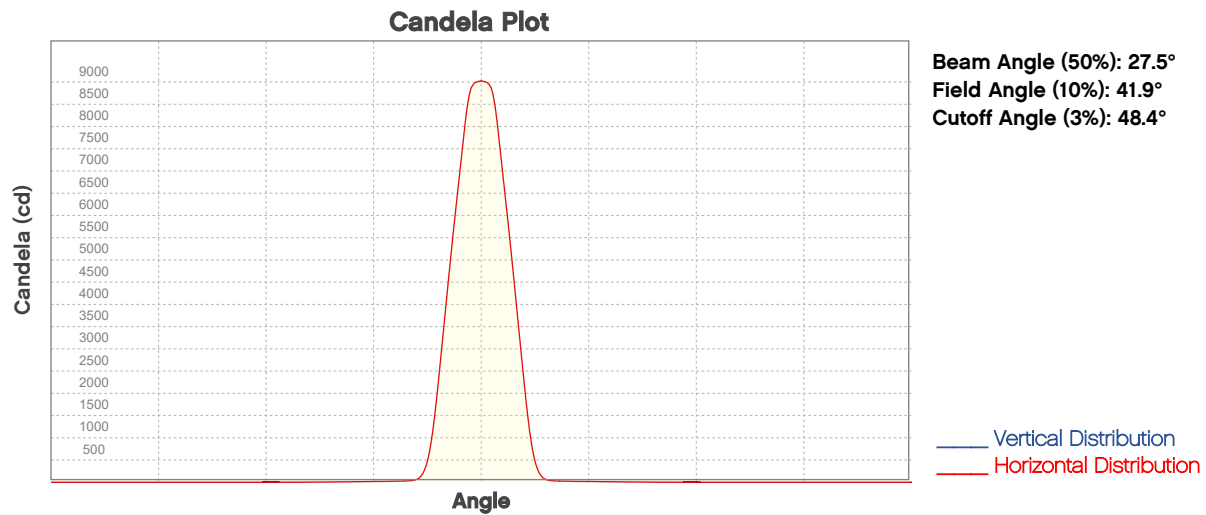


### Beam Intensities from 1-20m (3.3-65.6ft)

<b>Distance</b>	<b>1m</b>	<b>2m</b>	<b>3m</b>	<b>4m</b>	<b>5m</b>	<b>6m</b>	<b>7m</b>	<b>8m</b>	<b>9m</b>	<b>10m</b>
Lux	9023	2256	1003	564	361	251	184	141	111	90
<b>Distance</b>	<b>11m</b>	<b>12m</b>	<b>13m</b>	<b>14m</b>	<b>15m</b>	<b>16m</b>	<b>17m</b>	<b>18m</b>	<b>19m</b>	<b>20m</b>
Lux	75	63	53	46	40	35	31	28	25	23
<b>Distance</b>	<b>3.3ft</b>	<b>6.6ft</b>	<b>9.8ft</b>	<b>13.1ft</b>	<b>16.4ft</b>	<b>19.7ft</b>	<b>23ft</b>	<b>26.2ft</b>	<b>29.5ft</b>	<b>32.8ft</b>
FC	838	210	93	52	34	23	17	13	10	8
<b>Distance</b>	<b>36.1ft</b>	<b>39.4ft</b>	<b>42.7ft</b>	<b>45.9ft</b>	<b>49.2ft</b>	<b>52.5ft</b>	<b>55.8ft</b>	<b>59.1ft</b>	<b>62.3ft</b>	<b>65.6ft</b>
FC	7	6	5	4	4	3	3	3	2	2

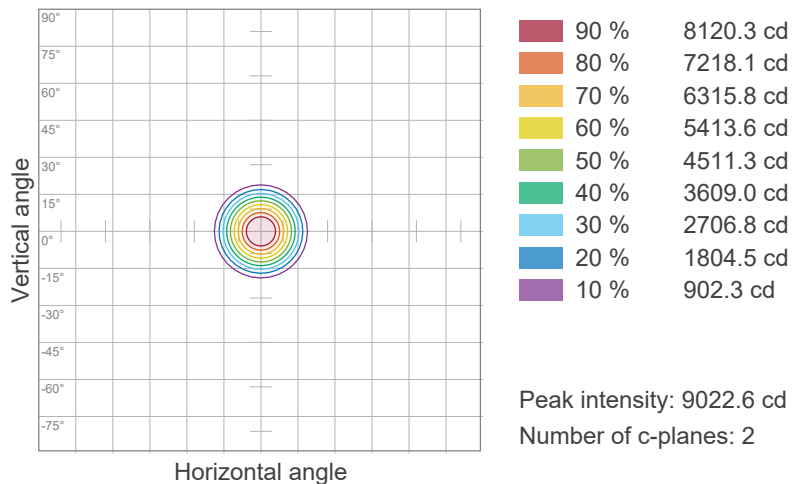
# Photometric & Chromaticity Report

Ovation Rêve F-3: 50% Zoom - Green Only

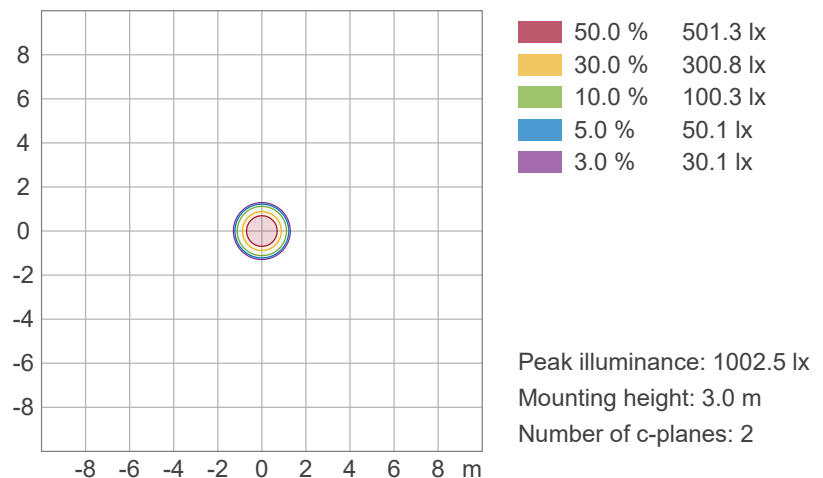


## ISO Diagrams

### ISO Candela Diagram



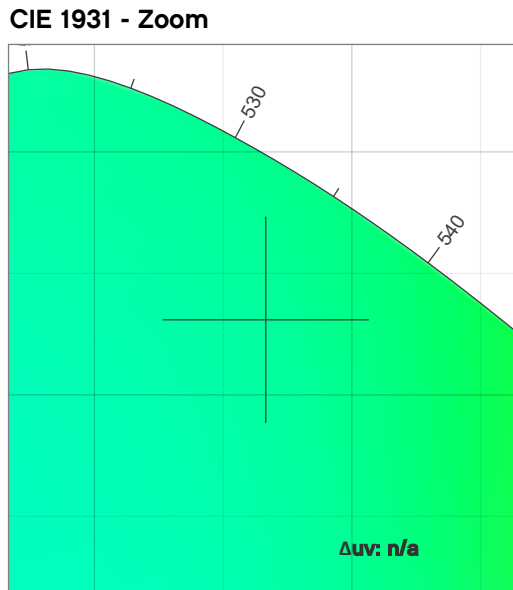
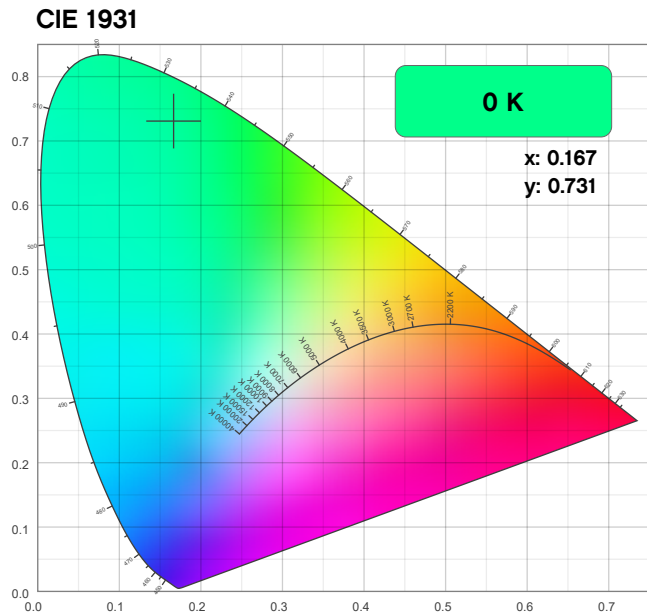
### ISO Lux Diagram



# Photometric & Chromaticity Report

Ovation Rêve F-3: 50% Zoom - Green Only

## Chromaticity



**CRI: 0.0 (R1-R8)**

0	0	0	0	0	0	0	0	0	0	0	0	0	0	0
R1	R2	R3	R4	R5	R6	R7	R8	R9	R10	R11	R12	R13	R14	R15

**CQS: 0.0**

0	0	0	0	0	0	0	0	0	0	0	0	0	0	0	0	0	0	0	0	0	0	0	0	0	0	0	0
Q1	Q2	Q3	Q4	Q5	Q6	Q7	Q8	Q9	Q10	Q11	Q12	Q13	Q14	Q15													

**Color Parameters**

Color Temperature	Color Coordinate CIE 1931	Color Coordinate CIE 1931
CCT	x	y
0 K	0.167	0.731

Color Deviation from Black Body Curve	Color Coordinate CIE 1964	Color Coordinate CIE 1964
$\Delta uv$	y	u
n/a	0.731	0.058

Color Rendering Index	Red Component	Color Quality Scale
CRI	CRI - R9	CQS
0.0	0.0	0.0

Television Lighting Consistency Index	Color Fidelity	Color Gamut
TLCI	TM30 - Rf	TM30 Rg
n/a	0.0	0.0



# Photometric & Chromaticity Report


Ovation Rêve F-3: 50% Zoom - Green Only

## TM-30 Details


**Rf 0.0**  
Fidelity Index  
(Rg)

**Rg 0.0**  
Gammut Index  
(Rg)

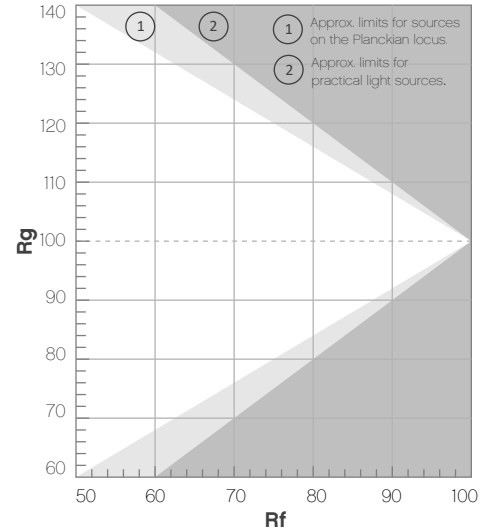
Color Vector Graphic



Color Distortion Graphic



Hue Bin	Rf	Graphic shifts (%)	
		Chroma	Hue
1	0	0%	0%
2	0	0%	0%
3	0	0%	0%
4	0	0%	0%
5	0	0%	0%
6	0	0%	0%
7	0	0%	0%
8	0	0%	0%
9	0	0%	0%
10	0	0%	0%
11	0	0%	0%
12	0	0%	0%
13	0	0%	0%
14	0	0%	0%
15	0	0%	0%
16	0	0%	0%



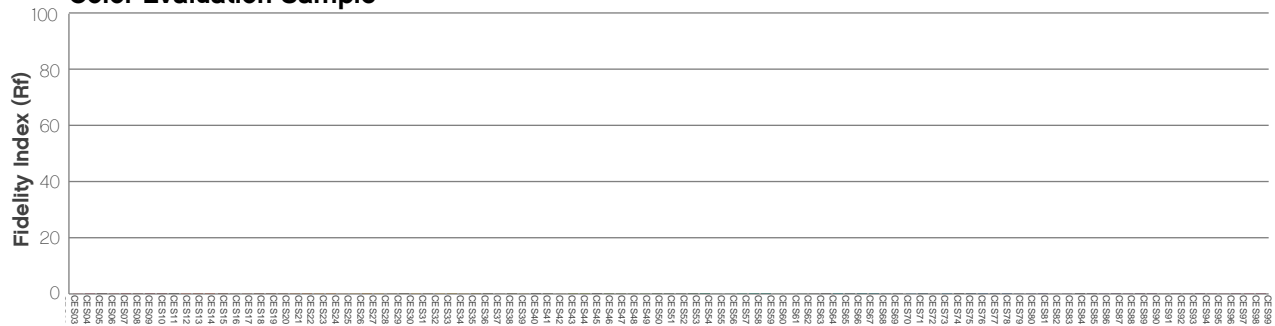
Rf by Hue



Local Chroma Shift by Hue



Color Evaluation Sample



# Photometric & Chromaticity Report

Ovation Rêve F-3: 50% Zoom - Blue Only

## Report Summary

### Measurements

Fixture Output: 629 lm  
Fixture Peak: 2775 cd  
Fixture Efficacy: 5 lm/W  
Intensity @ 5m: 111 lux  
Color Temperature: 0 K  
CRI: 0.0      CRI R9 Value: 0.0  
CQS: 0.0  
TLCI: n/a  
TM-30 Rf: 0.0  
TM-30 Rg: 0.0  
Beam Angle (50%): 28.8°  
Field Angle (10%): 42.6°  
Cutoff Angle (3%): 49°

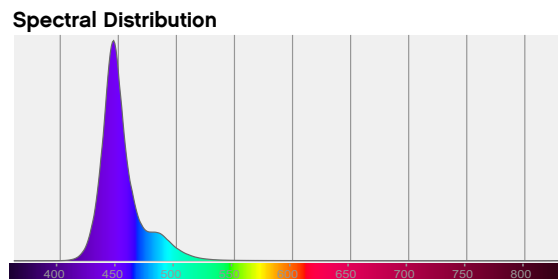
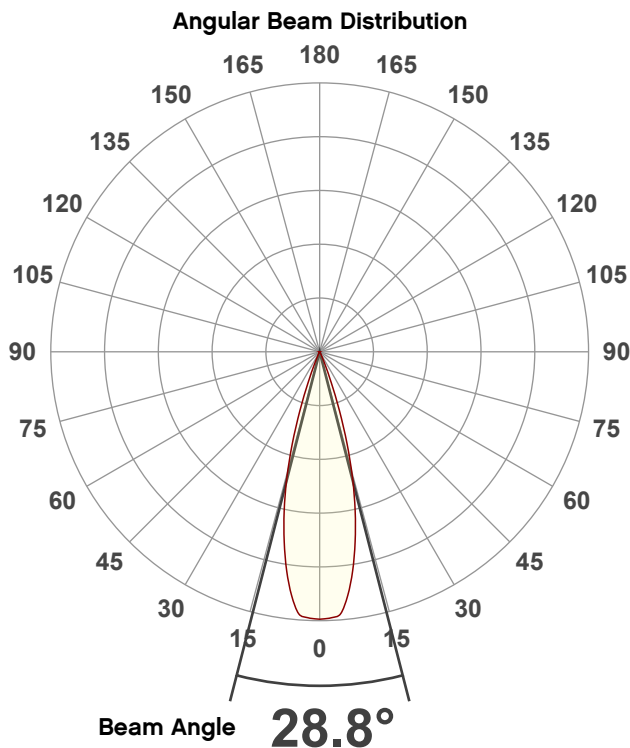


### Conditions

AC Supply: 118 V, 60 Hz  
Power: 124.59 W  
Current: 1.06 A  
Power Factor: 0.99

This data sheet conforms to American National Standard E1.9 – 2007 (R2017). All data was measured and calculated by a Viso Systems LabSpion Goniometer at the Chauvet PD Optics Laboratory in Davie, FL on 2/29/2024 to LM-63-2002 Standards.

## Overall Measurement



Tested Color (CIE 1931):

X: 0.153

Y: 0.036



Light Quality

CRI: 0.0

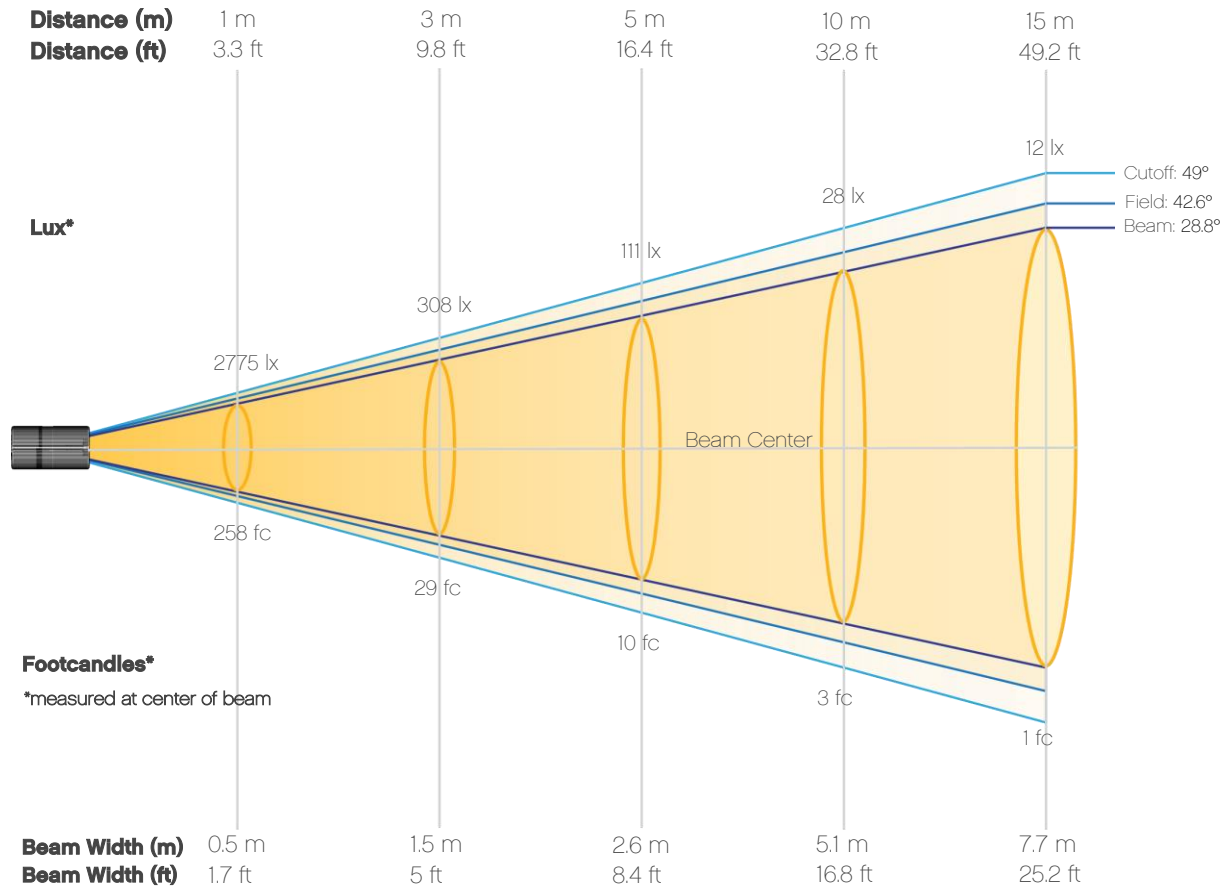
Color Temperature

0 K

# Photometric & Chromaticity Report

Ovation Rêve F-3: 50% Zoom - Blue Only

## Beam Details

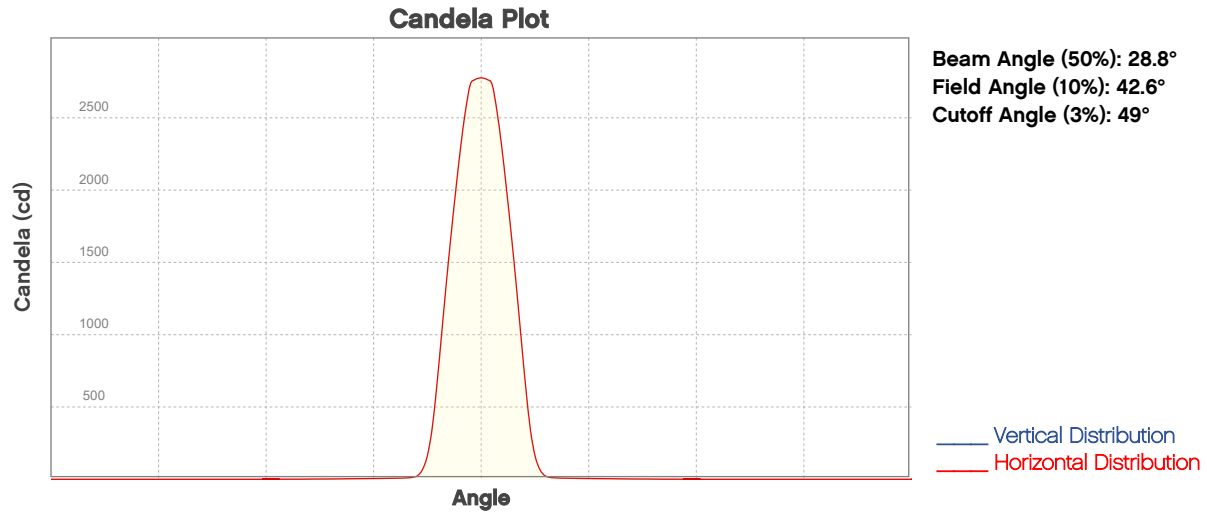


### Beam Intensities from 1-20m (3.3-65.6ft)

<b>Distance</b>	<b>1m</b>	<b>2m</b>	<b>3m</b>	<b>4m</b>	<b>5m</b>	<b>6m</b>	<b>7m</b>	<b>8m</b>	<b>9m</b>	<b>10m</b>
Lux	2775	694	308	173	111	77	57	43	34	28
<b>Distance</b>	<b>11m</b>	<b>12m</b>	<b>13m</b>	<b>14m</b>	<b>15m</b>	<b>16m</b>	<b>17m</b>	<b>18m</b>	<b>19m</b>	<b>20m</b>
Lux	23	19	16	14	12	11	10	9	8	7
<b>Distance</b>	<b>3.3ft</b>	<b>6.6ft</b>	<b>9.8ft</b>	<b>13.1ft</b>	<b>16.4ft</b>	<b>19.7ft</b>	<b>23ft</b>	<b>26.2ft</b>	<b>29.5ft</b>	<b>32.8ft</b>
FC	258	64	29	16	10	7	5	4	3	3
<b>Distance</b>	<b>36.1ft</b>	<b>39.4ft</b>	<b>42.7ft</b>	<b>45.9ft</b>	<b>49.2ft</b>	<b>52.5ft</b>	<b>55.8ft</b>	<b>59.1ft</b>	<b>62.3ft</b>	<b>65.6ft</b>
FC	2	2	2	1	1	1	1	1	1	1

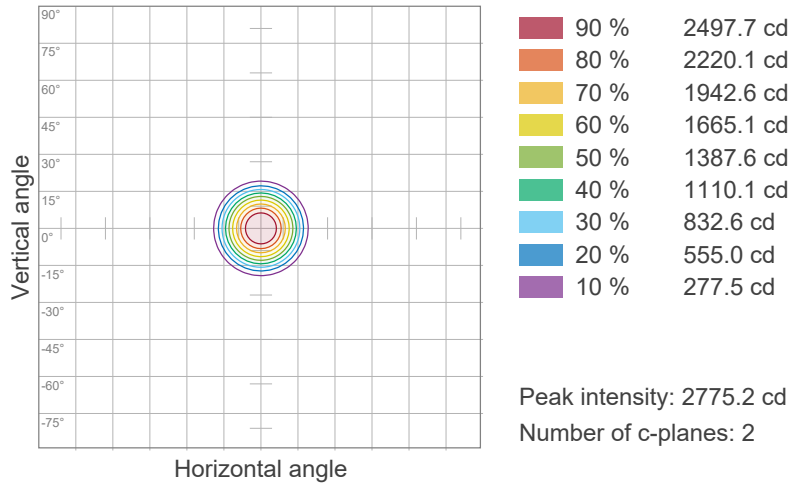
# Photometric & Chromaticity Report

Ovation Rêve F-3: 50% Zoom - Blue Only

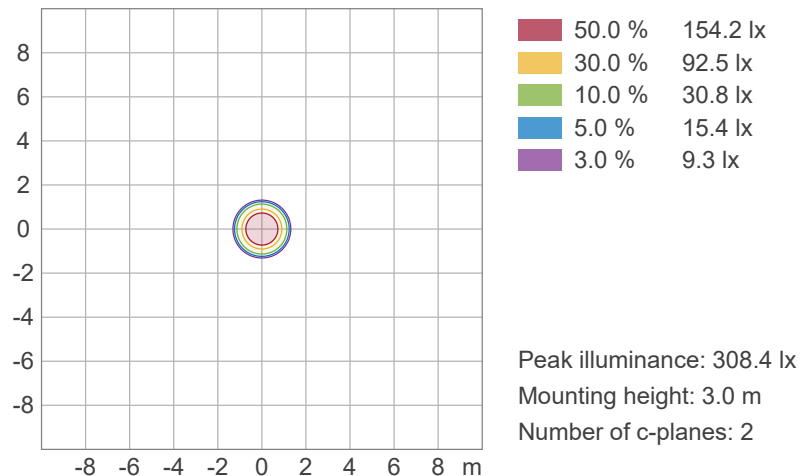


## ISO Diagrams

### ISO Candela Diagram



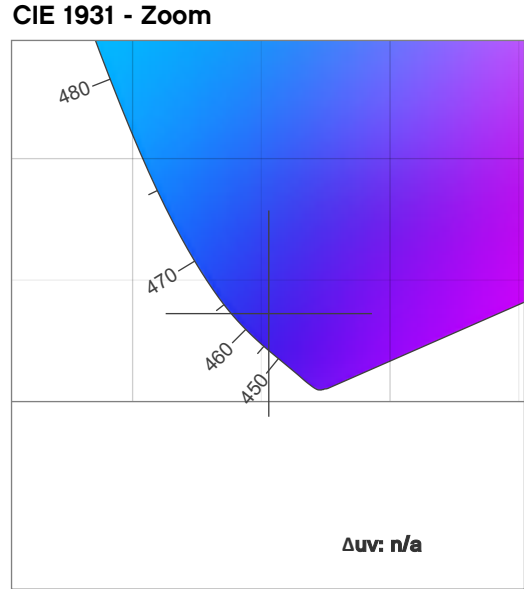
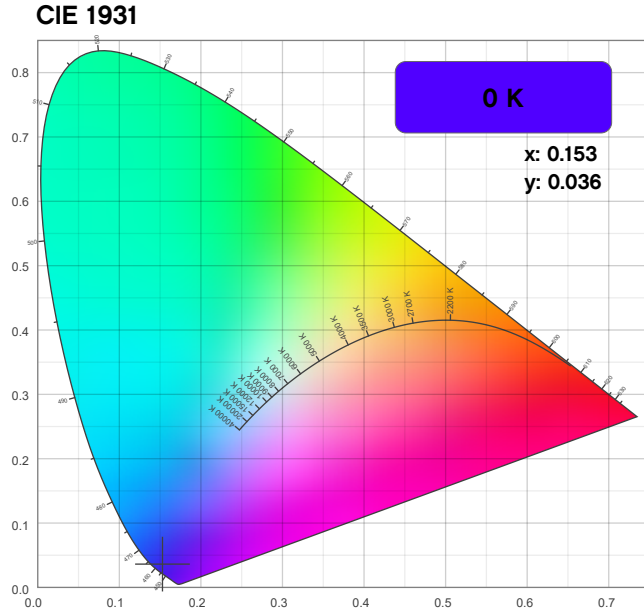
### ISO Lux Diagram



# Photometric & Chromaticity Report

Ovation Rêve F-3: 50% Zoom - Blue Only

## Chromaticity



**CRI: 0.0 (R1-R8)**

0	0	0	0	0	0	0	0	0	0	0	0	0	0	0
R1	R2	R3	R4	R5	R6	R7	R8	R9	R10	R11	R12	R13	R14	R15

**CQS: 0.0**

Q1	Q2	Q3	Q4	Q5	Q6	Q7	Q8	Q9	Q10	Q11	Q12	Q13	Q14	Q15

**Color Parameters**

Color Temperature	Color Coordinate CIE 1931	Color Coordinate CIE 1931
CCT	x	y
0 K	0.153	0.036

Color Deviation from Black Body Curve	Color Coordinate CIE 1964	Color Coordinate CIE 1964
$\Delta uv$	y	u
n/a	0.036	0.195

Color Rendering Index	Red Component	Color Quality Scale
CRI	CRI - R9	CQS
0.0	0.0	0.0

Television Lighting Consistency Index	Color Fidelity	Color Gamut
TLCI	TM30 - Rf	TM30 Rg
n/a	0.0	0.0

# Photometric & Chromaticity Report


Ovation Rêve F-3: 50% Zoom - Blue Only

## TM-30 Details

**Rf 0.0**  
Fidelity Index  
(Rg)

**Rg 0.0**  
Gammut Index  
(Rg)

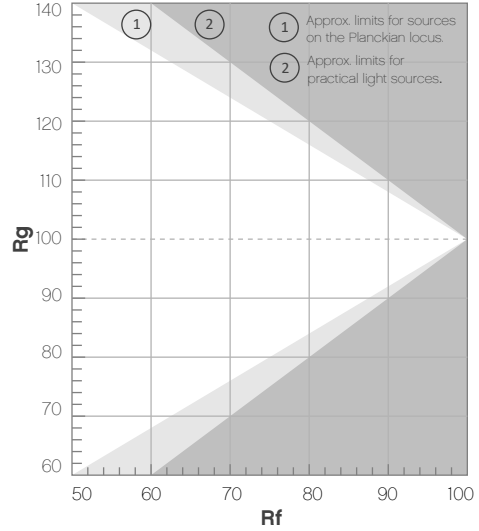
Color Vector Graphic



Color Distortion Graphic




Hue Bin	Rf	Graphic shifts (%)	
		Chroma	Hue
1	0	0%	0%
2	0	0%	0%
3	0	0%	0%
4	0	0%	0%
5	0	0%	0%
6	0	0%	0%
7	0	0%	0%
8	0	0%	0%
9	0	0%	0%
10	0	0%	0%
11	0	0%	0%
12	0	0%	0%
13	0	0%	0%
14	0	0%	0%
15	0	0%	0%
16	0	0%	0%



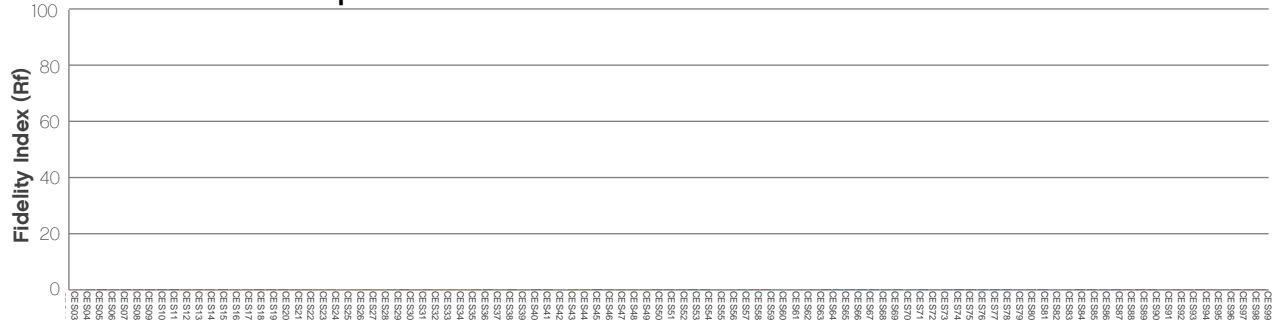
Rf by Hue



Local Chroma Shift by Hue



Color Evaluation Sample



# Photometric & Chromaticity Report

Ovation Rêve F-3: 50% Zoom - Amber Only

## Report Summary

### Measurements

Fixture Output: 2853 lm  
Fixture Peak: 13113 cd  
Fixture Efficacy: 16 lm/W  
Intensity @ 5m: 525 lux  
Color Temperature: 1756 K  
CRI: 41.3      CRI R9 Value: -100.3  
CQS: 22.5  
TLCI: 18  
TM-30 Rf: 55.2  
TM-30 Rg: 62.9  
Beam Angle (50%): 27.8°  
Field Angle (10%): 42.1°  
Cutoff Angle (3%): 48.6°

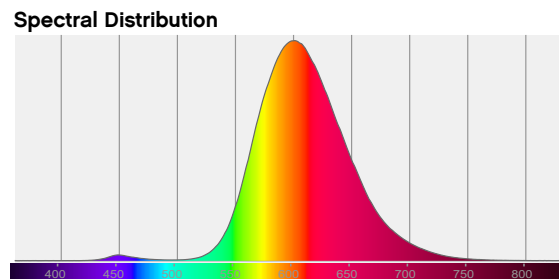
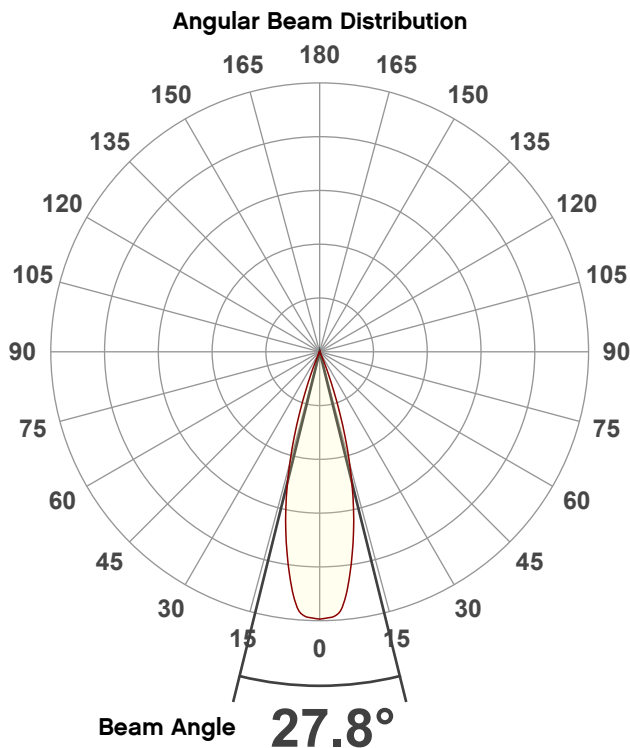


### Conditions

AC Supply: 117 V, 60 Hz  
Power: 177.91 W  
Current: 1.52 A  
Power Factor: 1.0

This data sheet conforms to American National Standard E1.9 – 2007 (R2017). All data was measured and calculated by a Viso Systems LabSpion Goniometer at the Chauvet PD Optics Laboratory in Davie, FL on 2/29/2024 to LM-63-2002 Standards.

## Overall Measurement



Tested Color (CIE 1931):

X: 0.566

Y: 0.421



Light Quality

CRI: 41.3

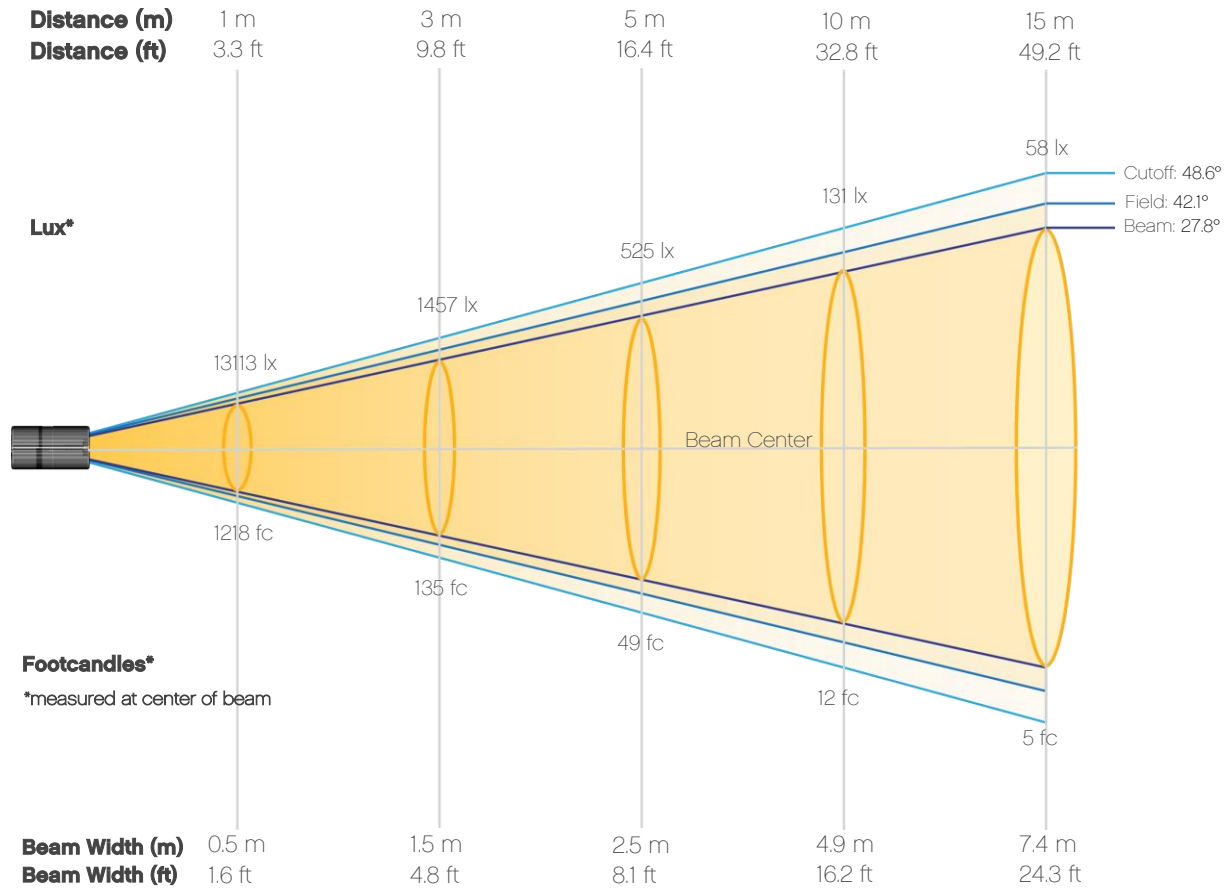
Color Temperature

1756 K

# Photometric & Chromaticity Report

Ovation Rêve F-3: 50% Zoom - Amber Only

## Beam Details



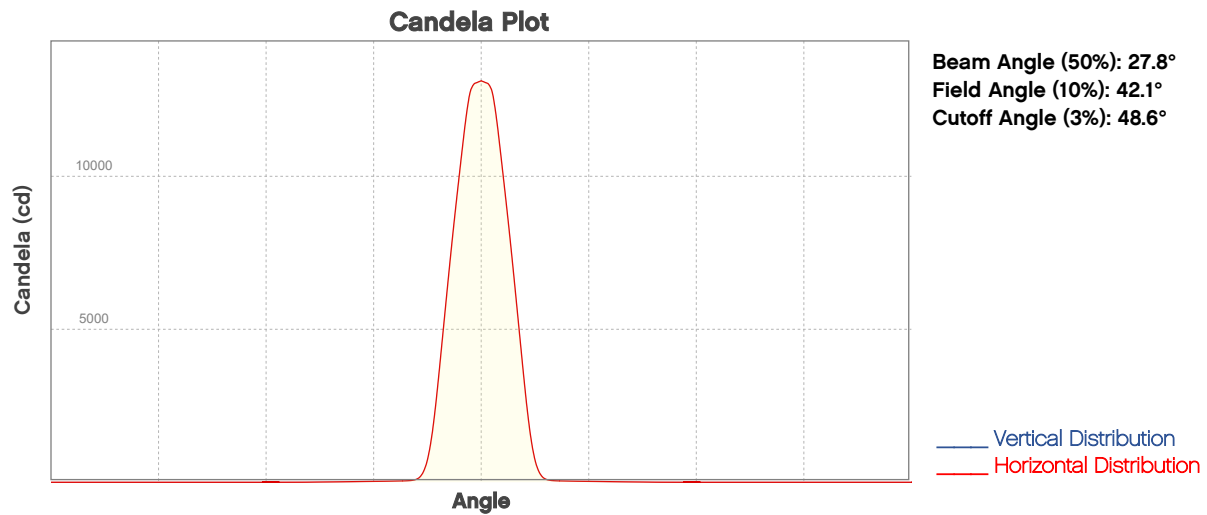
### Beam Intensities from 1-20m (3.3-65.6ft)

<b>Distance</b>	<b>1m</b>	<b>2m</b>	<b>3m</b>	<b>4m</b>	<b>5m</b>	<b>6m</b>	<b>7m</b>	<b>8m</b>	<b>9m</b>	<b>10m</b>
Lux	13113	3278	1457	820	525	364	268	205	162	131
<b>Distance</b>	<b>11m</b>	<b>12m</b>	<b>13m</b>	<b>14m</b>	<b>15m</b>	<b>16m</b>	<b>17m</b>	<b>18m</b>	<b>19m</b>	<b>20m</b>
Lux	108	91	78	67	58	51	45	40	36	33
<b>Distance</b>	<b>3.3ft</b>	<b>6.6ft</b>	<b>9.8ft</b>	<b>13.1ft</b>	<b>16.4ft</b>	<b>19.7ft</b>	<b>23ft</b>	<b>26.2ft</b>	<b>29.5ft</b>	<b>32.8ft</b>
FC	1218	305	135	76	49	34	25	19	15	12
<b>Distance</b>	<b>36.1ft</b>	<b>39.4ft</b>	<b>42.7ft</b>	<b>45.9ft</b>	<b>49.2ft</b>	<b>52.5ft</b>	<b>55.8ft</b>	<b>59.1ft</b>	<b>62.3ft</b>	<b>65.6ft</b>
FC	10	8	7	6	5	5	4	4	3	3



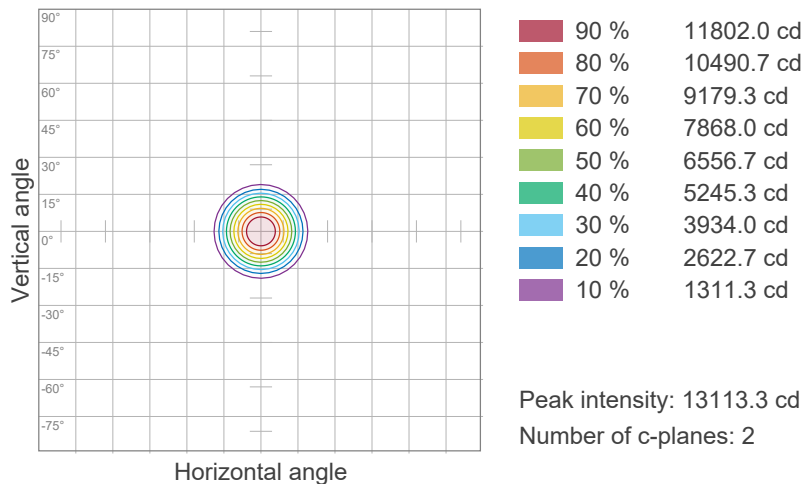
# Photometric & Chromaticity Report

Ovation Rêve F-3: 50% Zoom - Amber Only

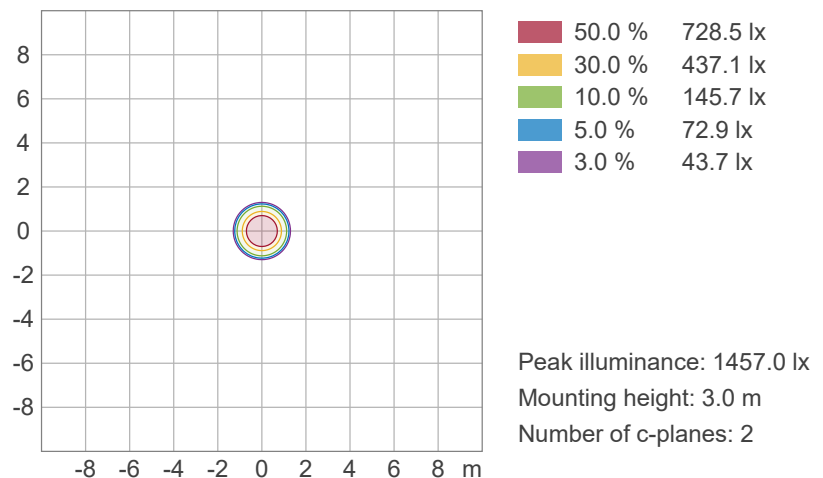


## ISO Diagrams

### ISO Candela Diagram



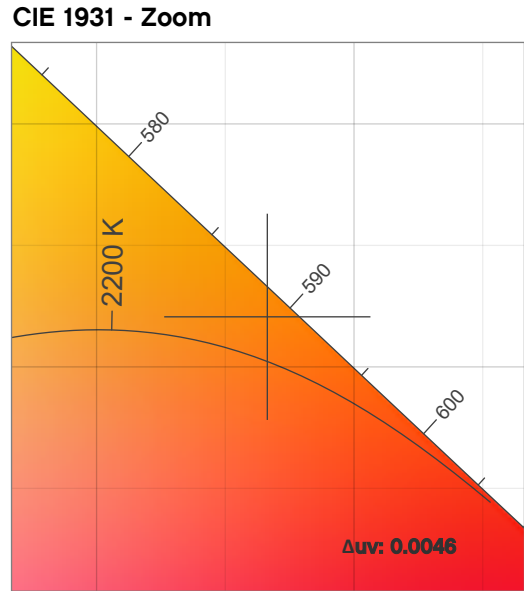
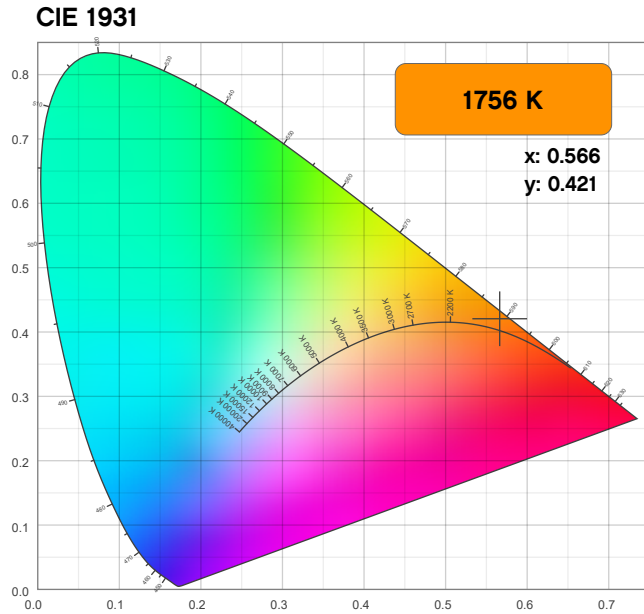
### ISO Lux Diagram



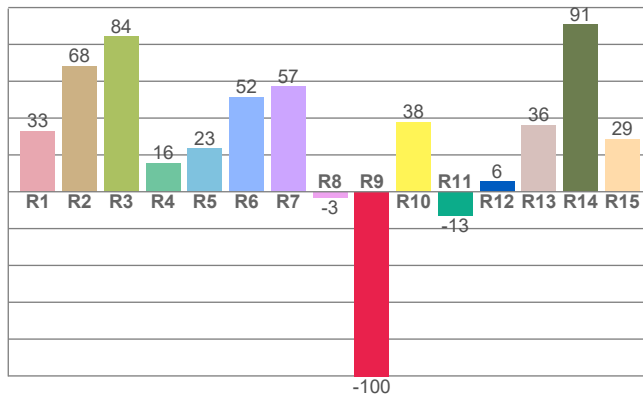
# Photometric & Chromaticity Report

Ovation Rêve F-3: 50% Zoom - Amber Only

## Chromaticity



### CRI: 41.3 (R1-R8)

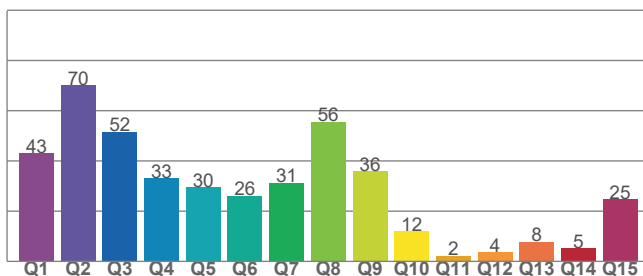


### Color Parameters

Color Temperature	Color Coordinate CIE 1931	Color Coordinate CIE 1931
CCT	x	y
1756 K	0.566	0.421

Color Deviation from Black Body Curve	Color Coordinate CIE 1964	Color Coordinate CIE 1964
$\Delta uv$	y	u
0.0046	0.421	0.328

### CQS: 22.5



Color Rendering Index	Red Component	Color Quality Scale
CRI	CRI - R9	CQS
41.3	-100.3	22.5

Television Lighting Consistency Index	Color Fidelity	Color Gamut
TLCI	TM30 - Rf	TM30 Rg
18	55.2	62.9

# Photometric & Chromaticity Report

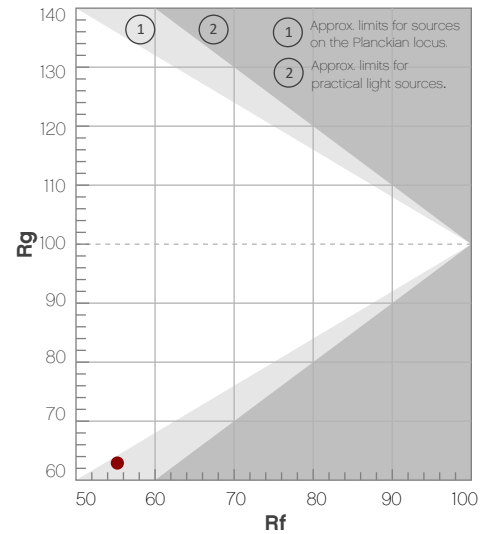
Ovation Rêve F-3: 50% Zoom - Amber Only

## TM-30 Details

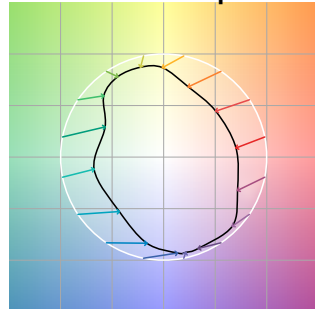
**Rf 55.2**  
Fidelity Index  
(Rg)

**Rg 62.9**  
Gammut Index  
(Rg)

Hue Bin	R <sub>f</sub>	Graphic shifts (%)	
		Chroma	Hue
1	42	-29%	-5%
2	42	-33%	9%
3	36	-30%	18%
4	71	-15%	18%
5	86	-10%	5%
6	73	-10%	-6%
7	62	-19%	-17%
8	44	-39%	-18%
9	42	-32%	-2%
10	34	-35%	20%
11	39	-21%	33%
12	48	-11%	31%
13	78	-5%	3%
14	77	-8%	-21%
15	69	-7%	-19%
16	56	-23%	-18%



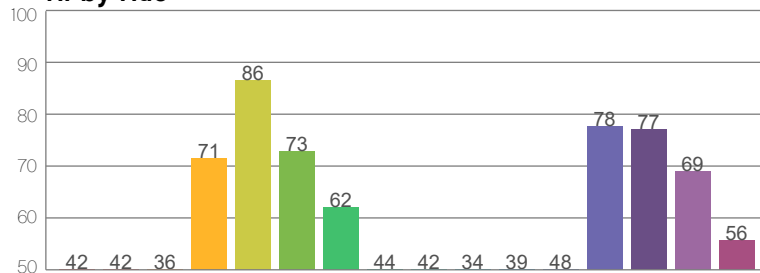
Color Vector Graphic



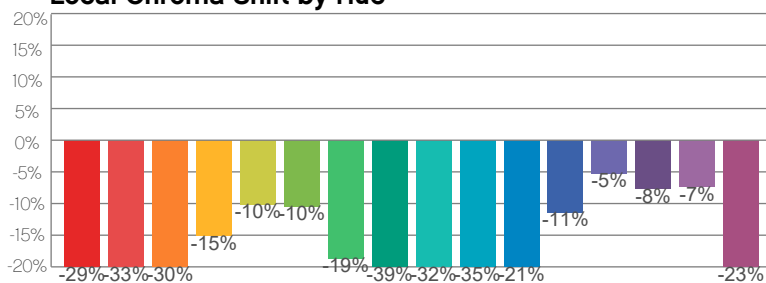
Color Distortion Graphic



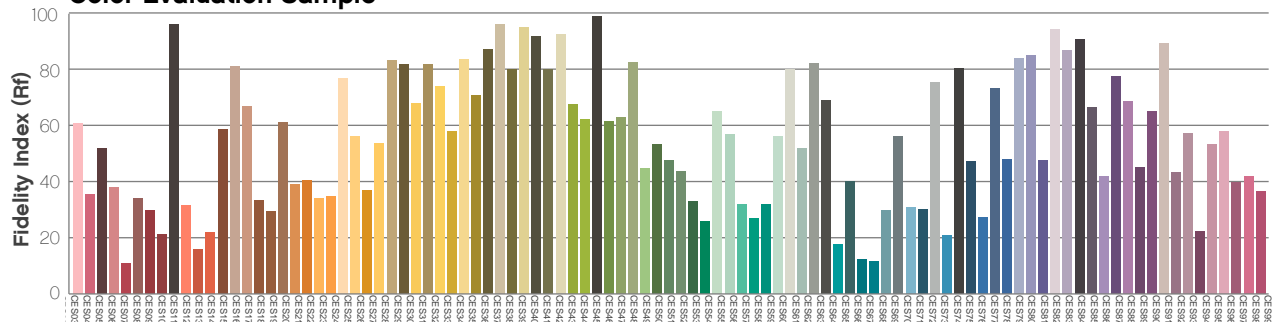
Rf by Hue



Local Chroma Shift by Hue



Color Evaluation Sample



# Photometric & Chromaticity Report

Ovation Rêve F-3: 50% Zoom - Mint Only

## Report Summary

### Measurements

Fixture Output: 7476 lm  
Fixture Peak: 33698 cd  
Fixture Efficacy: 30 lm/W  
Intensity @ 5m: 1348 lux  
Color Temperature: 0 K  
CRI: 0.0      CRI R9 Value: 0.0  
CQS: 0.0  
TLCI: n/a  
TM-30 Rf: 0.0  
TM-30 Rg: 0.0  
Beam Angle (50%): 28.3°  
Field Angle (10%): 42.3°  
Cutoff Angle (3%): 48.8°

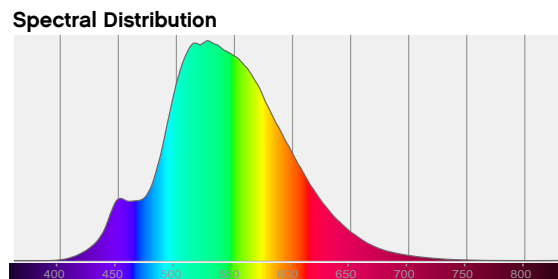
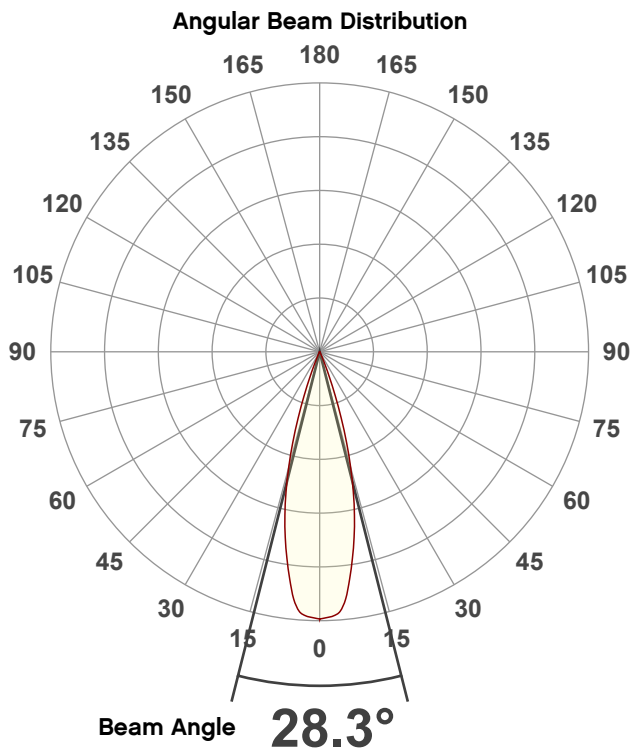


### Conditions

AC Supply: 116 V, 60 Hz  
Power: 252.93 W  
Current: 2.18 A  
Power Factor: 1.0

This data sheet conforms to American National Standard E1.9 – 2007 (R2017). All data was measured and calculated by a Viso Systems LabSpion Goniometer at the Chauvet PD Optics Laboratory in Davie, FL on 2/29/2024 to LM-63-2002 Standards.


## Overall Measurement



Tested Color (CIE 1931):

X: 0.326

Y: 0.495



Light Quality

CRI: 0.0

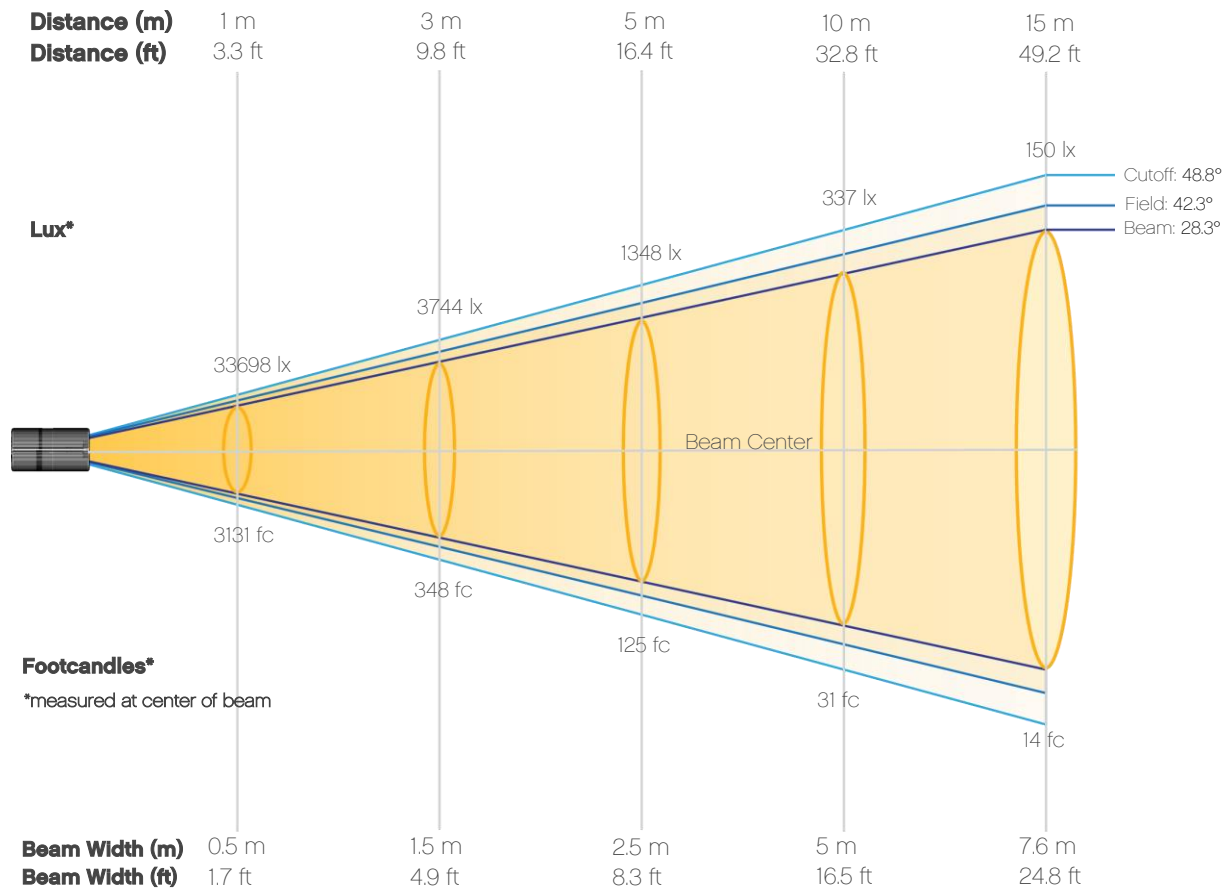
Color Temperature

0 K

# Photometric & Chromaticity Report

Ovation Rêve F-3: 50% Zoom - Mint Only

## Beam Details

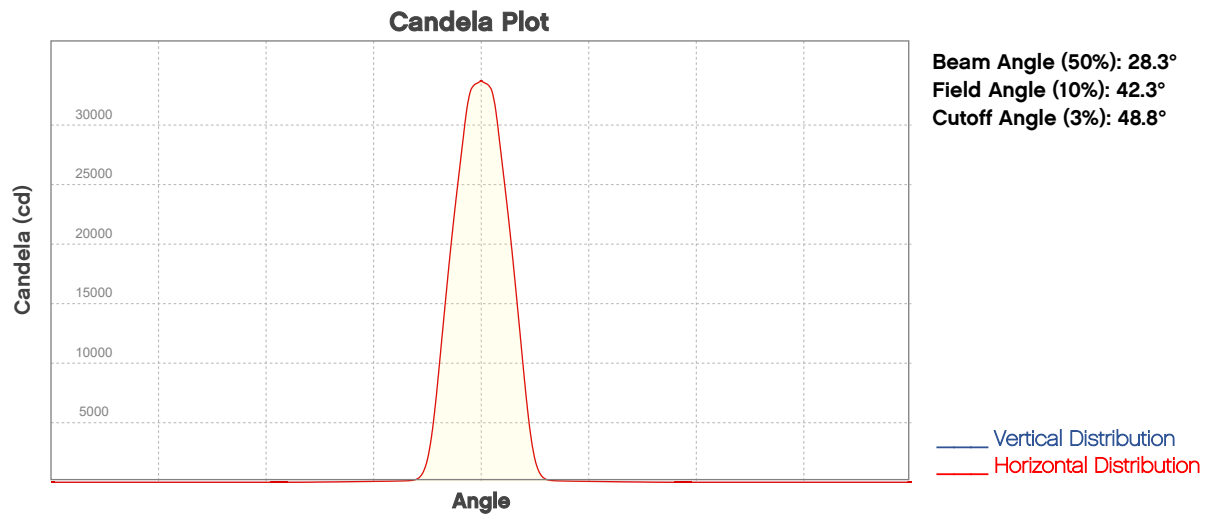


### Beam Intensities from 1-20m (3.3-65.6ft)

<b>Distance</b>	<b>1m</b>	<b>2m</b>	<b>3m</b>	<b>4m</b>	<b>5m</b>	<b>6m</b>	<b>7m</b>	<b>8m</b>	<b>9m</b>	<b>10m</b>
Lux	33698	8425	3744	2106	1348	936	688	527	416	337
<b>Distance</b>	<b>11m</b>	<b>12m</b>	<b>13m</b>	<b>14m</b>	<b>15m</b>	<b>16m</b>	<b>17m</b>	<b>18m</b>	<b>19m</b>	<b>20m</b>
Lux	278	234	199	172	150	132	117	104	93	84
<b>Distance</b>	<b>3.3ft</b>	<b>6.6ft</b>	<b>9.8ft</b>	<b>13.1ft</b>	<b>16.4ft</b>	<b>19.7ft</b>	<b>23ft</b>	<b>26.2ft</b>	<b>29.5ft</b>	<b>32.8ft</b>
FC	3131	783	348	196	125	87	64	49	39	31
<b>Distance</b>	<b>36.1ft</b>	<b>39.4ft</b>	<b>42.7ft</b>	<b>45.9ft</b>	<b>49.2ft</b>	<b>52.5ft</b>	<b>55.8ft</b>	<b>59.1ft</b>	<b>62.3ft</b>	<b>65.6ft</b>
FC	26	22	19	16	14	12	11	10	9	8

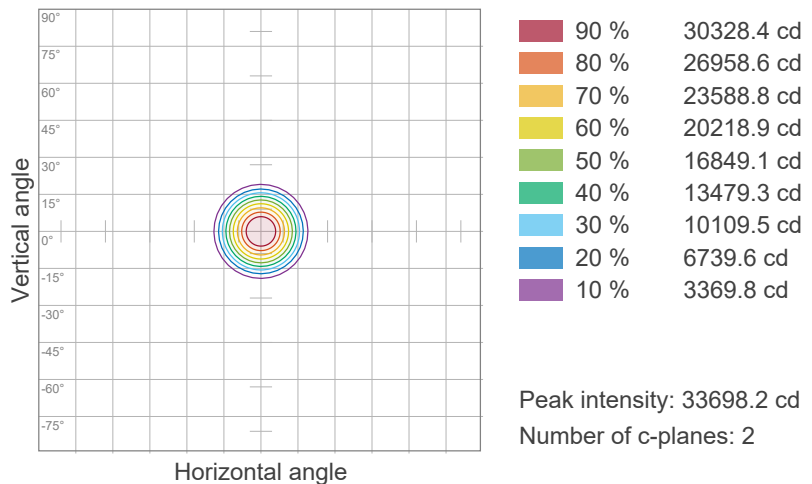
# Photometric & Chromaticity Report

Ovation Rêve F-3: 50% Zoom - Mint Only

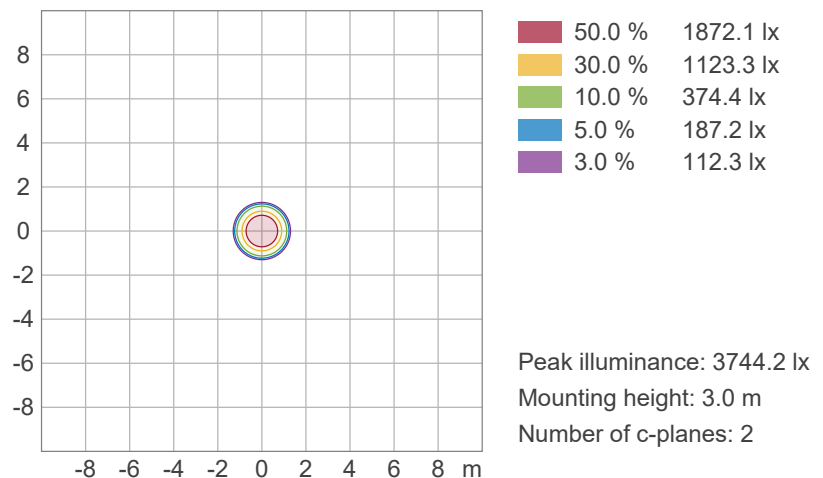


## ISO Diagrams

### ISO Candela Diagram



### ISO Lux Diagram

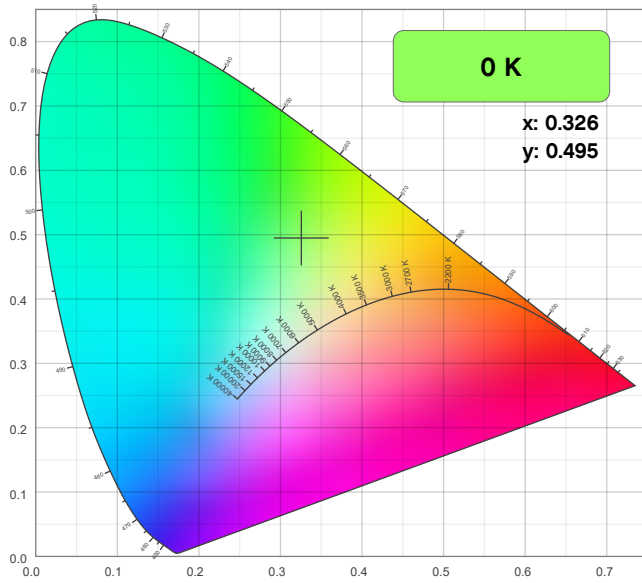


# Photometric & Chromaticity Report

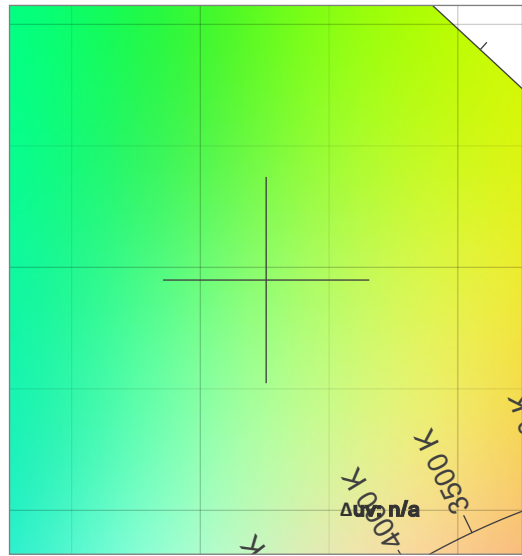
Ovation Rêve F-3: 50% Zoom - Mint Only

## Chromaticity

CIE 1931



CIE 1931 - Zoom



### CRI: 0.0 (R1-R8)

0	0	0	0	0	0	0	0	0	0	0	0	0	0	0
R1	R2	R3	R4	R5	R6	R7	R8	R9	R10	R11	R12	R13	R14	R15

### CQS: 0.0

0	0	0	0	0	0	0	0	0	0	0	0	0	0	0
Q1	Q2	Q3	Q4	Q5	Q6	Q7	Q8	Q9	Q10	Q11	Q12	Q13	Q14	Q15

### Color Parameters

Color Temperature	Color Coordinate CIE 1931	Color Coordinate CIE 1931
CCT	x	y
0 K	0.326	0.495

Color Deviation from Black Body Curve	Color Coordinate CIE 1964	Color Coordinate CIE 1964
$\Delta uv$	y	u
n/a	0.495	0.157

Color Rendering Index	Red Component	Color Quality Scale
CRI	CRI - R9	CQS
0.0	0.0	0.0

Television Lighting Consistency Index	Color Fidelity	Color Gamut
TLCI	TM30 - Rf	TM30 Rg
n/a	0.0	0.0

# Photometric & Chromaticity Report

Ovation Rêve F-3: 50% Zoom - Mint Only

## TM-30 Details


**Rf 0.0**

Fidelity Index  
(Rg)

**Rg 0.0**

Gammut Index  
(Rg)

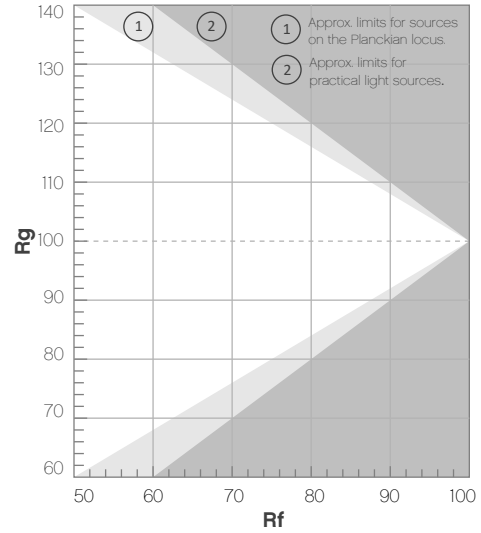
Color Vector Graphic




Color Distortion Graphic




Hue Bin	R <sub>f</sub>	Graphic shifts (%)	
		Chroma	Hue
1	0	0%	0%
2	0	0%	0%
3	0	0%	0%
4	0	0%	0%
5	0	0%	0%
6	0	0%	0%
7	0	0%	0%
8	0	0%	0%
9	0	0%	0%
10	0	0%	0%
11	0	0%	0%
12	0	0%	0%
13	0	0%	0%
14	0	0%	0%
15	0	0%	0%
16	0	0%	0%



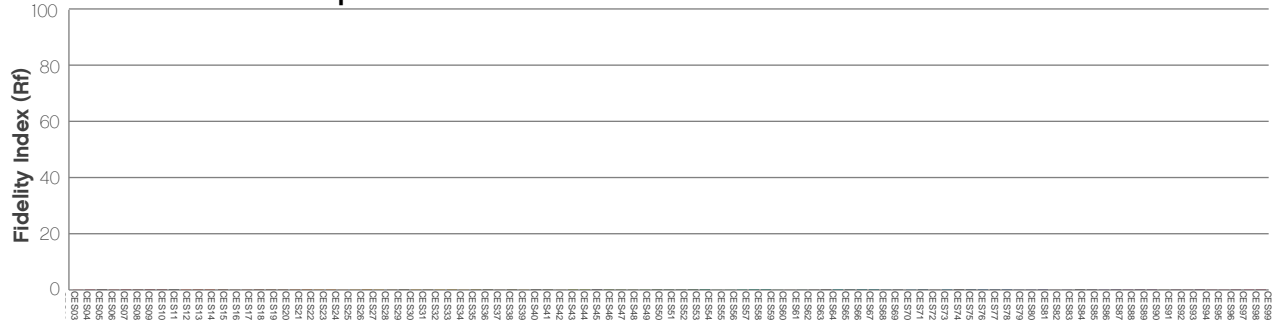
R<sub>f</sub> by Hue



Local Chroma Shift by Hue



Color Evaluation Sample





# Contact Us

General Information	Technical Support
<b>Chauvet World Headquarters</b>	
3360 Davie Rd., Suite 509 Davie, FL 33314 Voice: (954) 577-4455 Fax: (954) 929-5560 Toll Free: (800) 762-1084	Voice: (844) 393-7575 Fax: (954) 756-8015 Email: <a href="mailto:chauvetcs@chauvetlighting.com">chauvetcs@chauvetlighting.com</a> Website: <a href="http://www.chauvetprofessional.com">www.chauvetprofessional.com</a>
<b>Chauvet U.K.</b>	
Pod 1 EVO Park Little Oak Drive, Sherwood Park Nottinghamshire, NG15 0EB UK Voice: +44 (0) 1773 511115 Fax: +44 (0) 1773 511110	Email: <a href="mailto:UKtech@chauvetlighting.eu">UKtech@chauvetlighting.eu</a> Website: <a href="http://www.chauvetprofessional.eu">www.chauvetprofessional.eu</a>
<b>Chauvet Benelux</b>	
Stokstraat 18 9770 Kruishoutem Belgium Voice: +32 9 388 93 97	Email: <a href="mailto:BNLtech@chauvetlighting.eu">BNLtech@chauvetlighting.eu</a> Website: <a href="http://www.chauvetprofessional.eu">www.chauvetprofessional.eu</a>
<b>Chauvet France</b>	
3, Rue Ampère 91380 Chilly-Mazarin France Voice: +33 1 78 85 33 59	Email: <a href="mailto:FRtech@chauvetlighting.fr">FRtech@chauvetlighting.fr</a> Website: <a href="http://www.chauvetprofessional.eu">www.chauvetprofessional.eu</a>
<b>Chauvet Germany</b>	
Bruno-Bürgel-Str. 11 28759 Bremen Germany Voice: +49 421 62 60 20	Email: <a href="mailto:DEtech@chauvetlighting.de">DEtech@chauvetlighting.de</a> Website: <a href="http://www.chauvetprofessional.eu">www.chauvetprofessional.eu</a>
<b>Chauvet Mexico</b>	
Av. de las Partidas 34 - 3B (Entrance by Calle 2) Zona Industrial Lerma Lerma, Edo. de México, CP 52000 Voice: +52 (728) 690-2010	Email: <a href="mailto:servicio@chauvet.com.mx">servicio@chauvet.com.mx</a> Website: <a href="http://www.chauvetprofessional.mx">www.chauvetprofessional.mx</a>

Visit the applicable website above to verify our contact information and instructions to request support. Outside the U.S., U.K., Ireland, Benelux, France, Germany, or Mexico, contact the dealer of the record.

