

Rogue R1E Spot

Control Channel Assignments and Value

20CH

| Channel | Function | Value | Percent/Setting |
|-----------|---|-----------|--------------------------------------|
| 1 | Pan | 000 ⇔ 255 | 0–100% |
| 2 | Fine pan | 000 ⇔ 255 | Fine control (16-bit) |
| 3 | Tilt | 000 ⇔ 255 | 0–100% |
| 4 | Fine tilt | 000 ⇔ 255 | Fine control (16-bit) |
| 5 | Pan/tilt speed | 000 ⇔ 255 | Fast to slow |
| 6 | Dimmer | 000 ⇔ 255 | 0–100% |
| 7 | Fine dimmer | 000 ⇔ 255 | Fine control (16-bit) |
| 8 | Strobe | 000 ⇔ 003 | No function |
| | | 004 ⇔ 007 | On |
| | | 008 ⇔ 076 | Synchronized strobe, slow to fast |
| | | 077 ⇔ 145 | Pulse strobe, slow to fast |
| | | 146 ⇔ 215 | Random strobe, slow to fast |
| 9 | Virtual strobe | 216 ⇔ 255 | On |
| | | 000 ⇔ 001 | No function |
| | | 002 ⇔ 128 | Shaking effect, slow to fast |
| | | 129 ⇔ 255 | Fade effect, slow to fast |
| 10 | Color wheel (see Color Wheel) | 000 ⇔ 006 | Open (White) |
| | | 007 ⇔ 013 | Red |
| | | 014 ⇔ 020 | Orange |
| | | 021 ⇔ 027 | Green |
| | | 028 ⇔ 034 | Yellow |
| | | 035 ⇔ 041 | Blue |
| | | 042 ⇔ 048 | CTO 3200 |
| | | 049 ⇔ 055 | Magenta |
| | | 056 ⇔ 063 | Purple |
| | | 064 ⇔ 127 | Split colors |
| | | 128 ⇔ 191 | Clockwise color scroll, slow to fast |
| 192 ⇔ 255 | Counterclockwise color scroll, slow to fast | | |
| 11 | Rotating gobo wheel (see Gobo Wheels) | 000 ⇔ 007 | Open |
| | | 008 ⇔ 015 | Gobo 1 |
| | | 016 ⇔ 023 | Gobo 2 |
| | | 024 ⇔ 031 | Gobo 3 |
| | | 032 ⇔ 039 | Gobo 4 |
| | | 040 ⇔ 047 | Gobo 5 |
| | | 048 ⇔ 055 | Gobo 6 |
| | | 056 ⇔ 063 | Gobo 7 |
| | | 064 ⇔ 071 | Gobo 7 shaking, slow to fast |
| | | 072 ⇔ 079 | Gobo 6 shaking, slow to fast |
| | | 080 ⇔ 087 | Gobo 5 shaking, slow to fast |
| | | 088 ⇔ 095 | Gobo 4 shaking, slow to fast |
| | | 096 ⇔ 103 | Gobo 3 shaking, slow to fast |
| | | 104 ⇔ 111 | Gobo 2 shaking, slow to fast |
| | | 112 ⇔ 119 | Gobo 1 shaking, slow to fast |
| | | 120 ⇔ 127 | Open |
| | | 128 ⇔ 191 | Clockwise gobo scroll, slow to fast |
| 192 ⇔ 255 | Counterclockwise gobo scroll, slow to fast | | |

| Channel | Function | Value | Percent/Setting |
|-----------|---|-----------|---|
| 12 | Gobo rotation | 000 ⇔ 063 | Gobo index |
| | | 064 ⇔ 145 | Clockwise gobo rotation, slow to fast |
| | | 146 ⇔ 149 | Stop |
| | | 150 ⇔ 231 | Counterclockwise gobo rotation, slow to fast |
| | | 232 ⇔ 255 | Gobo rotation back and forth |
| 13 | Static gobo wheel (see Gobo Wheels) | 000 ⇔ 006 | Open |
| | | 007 ⇔ 013 | Gobo 1 |
| | | 014 ⇔ 020 | Gobo 2 |
| | | 021 ⇔ 027 | Gobo 3 |
| | | 028 ⇔ 034 | Gobo 4 |
| | | 035 ⇔ 041 | Gobo 5 |
| | | 042 ⇔ 048 | Gobo 6 |
| | | 049 ⇔ 055 | Gobo 7 |
| | | 056 ⇔ 063 | Gobo 8 |
| | | 064 ⇔ 071 | Gobo 8 shaking, slow to fast |
| | | 072 ⇔ 079 | Gobo 7 shaking, slow to fast |
| | | 080 ⇔ 085 | Gobo 6 shaking, slow to fast |
| | | 086 ⇔ 092 | Gobo 5 shaking, slow to fast |
| | | 093 ⇔ 099 | Gobo 4 shaking, slow to fast |
| | | 100 ⇔ 106 | Gobo 3 shaking, slow to fast |
| | | 107 ⇔ 113 | Gobo 2 shaking, slow to fast |
| | | 114 ⇔ 120 | Gobo 1 shaking, slow to fast |
| | | 121 ⇔ 127 | Open |
| 128 ⇔ 191 | Clockwise gobo scroll, slow to fast | | |
| 192 ⇔ 255 | Counterclockwise gobo scroll, slow to fast | | |
| 14 | Focus | 000 ⇔ 255 | Far to near |
| 15 | Prism | 000 ⇔ 004 | No function |
| | | 005 ⇔ 255 | Prism |
| 16 | Prism rotation | 000 ⇔ 127 | Prism index |
| | | 128 ⇔ 189 | Clockwise prism rotation, fast to slow |
| | | 190 ⇔ 193 | Stop |
| | | 194 ⇔ 255 | Counterclockwise prism rotation, slow to fast |
| 17 | Iris | 000 ⇔ 063 | 0–100% |
| | | 064 ⇔ 127 | Auto change, slow to fast |
| | | 128 ⇔ 191 | Slow open - fast close, slow to fast |
| | | 192 ⇔ 255 | Slow close - fast open, slow to fast |

DMX CHARTS



Rogue R1E Spot

| Channel | Function | Value | Percent/Setting |
|-----------|----------------------|-----------|-------------------|
| 18 | Movement macro | 000 ⇔ 007 | No function |
| | | 008 ⇔ 015 | Movement macro 1 |
| | | 016 ⇔ 023 | Movement macro 2 |
| | | 024 ⇔ 031 | Movement macro 3 |
| | | 032 ⇔ 039 | Movement macro 4 |
| | | 040 ⇔ 047 | Movement macro 5 |
| | | 048 ⇔ 055 | Movement macro 6 |
| | | 056 ⇔ 063 | Movement macro 7 |
| | | 064 ⇔ 071 | Movement macro 8 |
| | | 072 ⇔ 079 | Movement macro 9 |
| | | 080 ⇔ 087 | Movement macro 10 |
| | | 088 ⇔ 095 | Movement macro 11 |
| | | 096 ⇔ 103 | Movement macro 12 |
| | | 104 ⇔ 111 | Movement macro 13 |
| | | 112 ⇔ 126 | Movement macro 14 |
| | | 120 ⇔ 127 | Movement macro 15 |
| | | 128 ⇔ 135 | Movement macro 16 |
| | | 136 ⇔ 143 | Movement macro 17 |
| | | 144 ⇔ 151 | Movement macro 18 |
| | | 152 ⇔ 159 | Movement macro 19 |
| | | 160 ⇔ 167 | Movement macro 20 |
| | | 168 ⇔ 177 | Movement macro 21 |
| | | 176 ⇔ 183 | Movement macro 22 |
| | | 184 ⇔ 191 | Movement macro 23 |
| | | 192 ⇔ 199 | Movement macro 24 |
| | | 200 ⇔ 207 | Movement macro 25 |
| | | 208 ⇔ 215 | Movement macro 26 |
| | | 216 ⇔ 223 | Movement macro 27 |
| | | 224 ⇔ 231 | Movement macro 28 |
| | | 232 ⇔ 239 | Movement macro 29 |
| | | 240 ⇔ 247 | Movement macro 30 |
| 248 ⇔ 255 | Movement macro 31 | | |
| 19 | Movement macro speed | 248 ⇔ 255 | Fast to slow |

| Channel | Function | Value | Percent/Setting |
|---------|---------------------------------|-----------|--------------------------------------|
| 20 | Control (hold for 3 seconds) | 000 ⇔ 007 | No function |
| | | 008 ⇔ 015 | Blackout during pan/tilt |
| | | 016 ⇔ 023 | Blackout while color wheel is moving |
| | | 024 ⇔ 031 | Blackout while gobo wheel is moving |
| | | 032 ⇔ 039 | Pan/tilt/color blackout |
| | | 040 ⇔ 047 | Pan/tilt/gobo blackout |
| | | 048 ⇔ 055 | Pan/tilt/color/gobo blackout |
| | | 056 ⇔ 059 | PWM 600Hz |
| | | 060 ⇔ 063 | PWM 1200Hz |
| | | 064 ⇔ 067 | PWM 2000Hz |
| | | 068 ⇔ 071 | PWM 4000Hz |
| | | 072 ⇔ 075 | PWM 6000Hz |
| | | 076 ⇔ 079 | PWM 15000Hz |
| | | 080 ⇔ 095 | No function |
| | | 096 ⇔ 103 | Pan reset |
| | | 104 ⇔ 111 | Tilt reset |
| | | 112 ⇔ 119 | Color wheel reset |
| | | 120 ⇔ 127 | Gobo wheel reset |
| | | 128 ⇔ 135 | Gobo rotation reset |
| | | 136 ⇔ 143 | Prism reset |
| | | 144 ⇔ 151 | Focus reset |
| | | 152 ⇔ 159 | All reset |
| | | 160 ⇔ 167 | Iris reset |
| | | 168 ⇔ 191 | No function |
| | | 192 ⇔ 199 | Fan ECO |
| | | 200 ⇔ 207 | Fan Full |
| | | 208 ⇔ 215 | Fan Auto |
| | | 216 ⇔ 255 | No function |

DMX CHARTS



Rogue R1E Spot

17CH

| Channel | Function | Value | Percent/Setting |
|-----------|---|-----------|--|
| 1 | Pan | 000 ⇄ 255 | 0–100% |
| 2 | Fine pan | 000 ⇄ 255 | Fine control (16-bit) |
| 3 | Tilt | 000 ⇄ 255 | 0–100% |
| 4 | Fine tilt | 000 ⇄ 255 | Fine control (16-bit) |
| 5 | Pan/tilt speed | 000 ⇄ 255 | Fast to slow |
| 6 | Dimmer | 000 ⇄ 255 | 0–100% |
| 7 | Strobe | 000 ⇄ 003 | No function |
| | | 004 ⇄ 007 | On |
| | | 008 ⇄ 076 | Synchronized strobe, slow to fast |
| | | 077 ⇄ 145 | Pulse strobe, slow to fast |
| | | 146 ⇄ 215 | Random strobe, slow to fast |
| | | 216 ⇄ 255 | On |
| 8 | Virtual strobe | 000 ⇄ 001 | No function |
| | | 002 ⇄ 128 | Shaking effect, slow to fast |
| | | 129 ⇄ 255 | Fade effect, slow to fast |
| 9 | Color wheel (see Color Wheel) | 000 ⇄ 006 | Open (White) |
| | | 007 ⇄ 013 | Red |
| | | 014 ⇄ 020 | Orange |
| | | 021 ⇄ 027 | Green |
| | | 028 ⇄ 034 | Yellow |
| | | 035 ⇄ 041 | Blue |
| | | 042 ⇄ 048 | CTO 3200 |
| | | 049 ⇄ 055 | Magenta |
| | | 056 ⇄ 063 | Purple |
| | | 064 ⇄ 127 | Split colors |
| | | 128 ⇄ 191 | Clockwise color scroll, slow to fast |
| | | 192 ⇄ 255 | Counterclockwise color scroll, slow to fast |
| 10 | Rotating gobo wheel (see Gobo Wheels) | 000 ⇄ 007 | Open |
| | | 008 ⇄ 015 | Gobo 1 |
| | | 016 ⇄ 023 | Gobo 2 |
| | | 024 ⇄ 031 | Gobo 3 |
| | | 032 ⇄ 039 | Gobo 4 |
| | | 040 ⇄ 047 | Gobo 5 |
| | | 048 ⇄ 055 | Gobo 6 |
| | | 056 ⇄ 063 | Gobo 7 |
| | | 064 ⇄ 071 | Gobo 7 shaking, slow to fast |
| | | 072 ⇄ 079 | Gobo 6 shaking, slow to fast |
| | | 080 ⇄ 087 | Gobo 5 shaking, slow to fast |
| | | 088 ⇄ 095 | Gobo 4 shaking, slow to fast |
| | | 096 ⇄ 103 | Gobo 3 shaking, slow to fast |
| | | 104 ⇄ 111 | Gobo 2 shaking, slow to fast |
| | | 112 ⇄ 119 | Gobo 1 shaking, slow to fast |
| | | 120 ⇄ 127 | Open |
| | | 128 ⇄ 191 | Clockwise gobo scroll, slow to fast |
| 192 ⇄ 255 | Counterclockwise gobo scroll, slow to fast | | |
| 11 | Gobo rotation | 000 ⇄ 063 | Gobo index |
| | | 064 ⇄ 145 | Clockwise gobo rotation, slow to fast |
| | | 146 ⇄ 149 | Stop |
| | | 150 ⇄ 231 | Counterclockwise gobo rotation, slow to fast |
| | | 232 ⇄ 255 | Gobo rotation back and forth |

| Channel | Function | Value | Percent/Setting |
|-----------|---|-----------|---|
| 12 | Static gobo wheel (see Gobo Wheels) | 000 ⇔ 006 | Open |
| | | 007 ⇔ 013 | Gobo 1 |
| | | 014 ⇔ 020 | Gobo 2 |
| | | 021 ⇔ 027 | Gobo 3 |
| | | 028 ⇔ 034 | Gobo 4 |
| | | 035 ⇔ 041 | Gobo 5 |
| | | 042 ⇔ 048 | Gobo 6 |
| | | 049 ⇔ 055 | Gobo 7 |
| | | 056 ⇔ 063 | Gobo 8 |
| | | 064 ⇔ 071 | Gobo 8 shaking, slow to fast |
| | | 072 ⇔ 079 | Gobo 7 shaking, slow to fast |
| | | 080 ⇔ 085 | Gobo 6 shaking, slow to fast |
| | | 086 ⇔ 092 | Gobo 5 shaking, slow to fast |
| | | 093 ⇔ 099 | Gobo 4 shaking, slow to fast |
| | | 100 ⇔ 106 | Gobo 3 shaking, slow to fast |
| | | 107 ⇔ 113 | Gobo 2 shaking, slow to fast |
| | | 114 ⇔ 120 | Gobo 1 shaking, slow to fast |
| 121 ⇔ 127 | Open | | |
| 128 ⇔ 191 | Clockwise gobo scroll, slow to fast | | |
| 192 ⇔ 255 | Counterclockwise gobo scroll, slow to fast | | |
| 13 | Focus | 000 ⇔ 255 | Far to near |
| 14 | Prism | 000 ⇔ 004 | No function |
| | | 005 ⇔ 255 | Prism |
| 15 | Prism rotation | 000 ⇔ 127 | Prism index |
| | | 128 ⇔ 189 | Clockwise prism rotation, fast to slow |
| | | 190 ⇔ 193 | Stop |
| | | 194 ⇔ 255 | Counterclockwise prism rotation, slow to fast |
| 16 | Iris | 000 ⇔ 063 | 0–100% |
| | | 064 ⇔ 127 | Auto change, slow to fast |
| | | 128 ⇔ 191 | Slow open - fast close, slow to fast |
| | | 192 ⇔ 255 | Slow close - fast open, slow to fast |

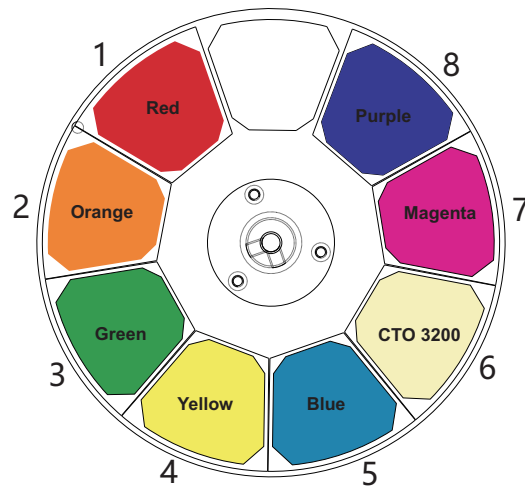
DMX CHARTS




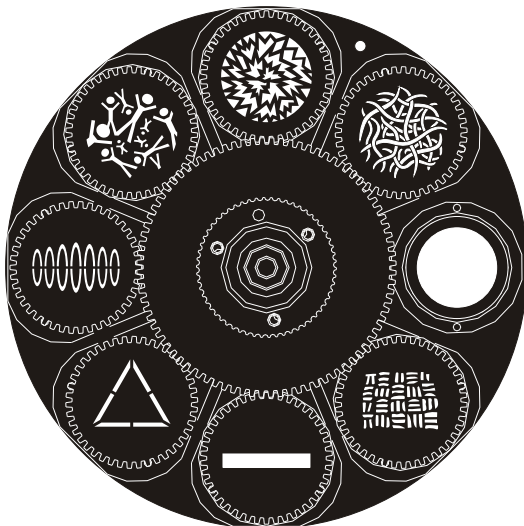
Rogue R1E Spot

| Channel | Function | Value | Percent/Setting |
|---------|--|-----------|--------------------------------------|
| 17 | Control (hold for 3 seconds) | 000 ⇔ 007 | No function |
| | | 008 ⇔ 015 | Blackout during pan/tilt |
| | | 016 ⇔ 023 | Blackout while color wheel is moving |
| | | 024 ⇔ 031 | Blackout while gobo wheel is moving |
| | | 032 ⇔ 039 | Pan/tilt/color blackout |
| | | 040 ⇔ 047 | Pan/tilt/gobo blackout |
| | | 048 ⇔ 055 | Pan/tilt/color/gobo blackout |
| | | 056 ⇔ 059 | PWM 600Hz |
| | | 060 ⇔ 063 | PWM 1200Hz |
| | | 064 ⇔ 067 | PWM 2000Hz |
| | | 068 ⇔ 071 | PWM 4000Hz |
| | | 072 ⇔ 075 | PWM 6000Hz |
| | | 076 ⇔ 079 | PWM 15000Hz |
| | | 080 ⇔ 095 | No function |
| | | 096 ⇔ 103 | Pan reset |
| | | 104 ⇔ 111 | Tilt reset |
| | | 112 ⇔ 119 | Color wheel reset |
| | | 120 ⇔ 127 | Gobo wheel reset |
| | | 128 ⇔ 135 | Gobo rotation reset |
| | | 136 ⇔ 143 | Prism reset |
| | | 144 ⇔ 151 | Focus reset |
| | | 152 ⇔ 159 | All reset |
| | | 160 ⇔ 167 | Iris reset |
| | | 168 ⇔ 191 | No function |
| | | 192 ⇔ 199 | Fan ECO |
| | | 200 ⇔ 207 | Fan Full |
| | | 208 ⇔ 215 | Fan Auto |
| | | 216 ⇔ 255 | No function |



Color Wheel



Gobo Wheels



Gobo Wheel 1
(Rotating gobo wheel)



Gobo Wheel 2
(Static gobo wheel)