

WELL Pod 2

WIRELESS EVENT LED LUMINAIRE

PHOTOMETRICS REPORT



Table of Contents

Introduction	1
Testing Process	1
Total Illuminance Measurements.....	1
Testing Lab Equipment and Process.....	1
Photometrics & Chromaticity Reports	2
Standard Optics - Full Power - Off	3
Report Summary.....	3
Overall Measurement.....	3
Beam Details.....	4
ISO Diagrams	5
Chromaticity.....	6
TM-30 Details	7
Standard Optics - Full Power - AC	8
Report Summary.....	8
Overall Measurement.....	8
Beam Details.....	9
ISO Diagrams	10
Chromaticity.....	11
TM-30 Details	12
Standard Optics - Full Power - 18 hours	13
Report Summary.....	13
Overall Measurement.....	13
Beam Details.....	14
ISO Diagrams	15
Chromaticity.....	16
TM-30 Details	17
Standard Optics - Full Power - 12 hours	18
Report Summary.....	18
Overall Measurement.....	18
Beam Details.....	19
ISO Diagrams	20
Chromaticity.....	21
TM-30 Details	22
Standard Optics - Full Power - 8 hours	23
Report Summary.....	23
Overall Measurement.....	23
Beam Details.....	24
ISO Diagrams	25
Chromaticity.....	26
TM-30 Details	27

Standard Optics - Full Power - 5 hours	28
Report Summary.....	28
Overall Measurement.....	28
Beam Details.....	29
ISO Diagrams	30
Chromaticity.....	31
TM-30 Details	32
Standard Optics - Red Only - Off	33
Report Summary.....	33
Overall Measurement.....	33
Beam Details.....	34
ISO Diagrams	35
Chromaticity.....	36
TM-30 Details	37
Standard Optics - Red Only - AC	38
Report Summary.....	38
Overall Measurement.....	38
Beam Details.....	39
ISO Diagrams	40
Chromaticity.....	41
TM-30 Details	42
Standard Optics - Red Only - 18 hours	43
Report Summary.....	43
Overall Measurement.....	43
Beam Details.....	44
ISO Diagrams	45
Chromaticity.....	46
TM-30 Details	47
Standard Optics - Red Only - 12 hours	48
Report Summary.....	48
Overall Measurement.....	48
Beam Details.....	49
ISO Diagrams	50
Chromaticity.....	51
TM-30 Details	52
Standard Optics - Red Only - 8 hours	53
Report Summary.....	53
Overall Measurement.....	53
Beam Details.....	54
ISO Diagrams	55
Chromaticity.....	56
TM-30 Details	57

Standard Optics - Red Only - 5 hours	58
Report Summary.....	58
Overall Measurement.....	58
Beam Details.....	59
ISO Diagrams	60
Chromaticity.....	61
TM-30 Details	62
Standard Optics - Green Only - Off	63
Report Summary.....	63
Overall Measurement.....	63
Beam Details.....	64
ISO Diagrams	65
Chromaticity.....	66
TM-30 Details	67
Standard Optics - Green Only - AC	68
Report Summary.....	68
Overall Measurement.....	68
Beam Details.....	69
ISO Diagrams	70
Chromaticity.....	71
TM-30 Details	72
Standard Optics - Green Only - 18 hours	73
Report Summary.....	73
Overall Measurement.....	73
Beam Details.....	74
ISO Diagrams	75
Chromaticity.....	76
TM-30 Details	77
Standard Optics - Green Only - 12 hours	78
Report Summary.....	78
Overall Measurement.....	78
Beam Details.....	79
ISO Diagrams	80
Chromaticity.....	81
TM-30 Details	82
Standard Optics - Green Only - 8 hours	83
Report Summary.....	83
Overall Measurement.....	83
Beam Details.....	84
ISO Diagrams	85
Chromaticity.....	86
TM-30 Details	87

Standard Optics - Green Only - 5 hours	88
Report Summary.....	88
Overall Measurement.....	88
Beam Details.....	89
ISO Diagrams	90
Chromaticity.....	91
TM-30 Details	92
Standard Optics - Blue Only - Off	93
Report Summary.....	93
Overall Measurement.....	93
Beam Details.....	94
ISO Diagrams	95
Chromaticity.....	96
TM-30 Details	97
Standard Optics - Blue Only - AC	98
Report Summary.....	98
Overall Measurement.....	98
Beam Details.....	99
ISO Diagrams	100
Chromaticity.....	101
TM-30 Details	102
Standard Optics - Blue Only - 18 hours	103
Report Summary.....	103
Overall Measurement.....	103
Beam Details.....	104
ISO Diagrams	105
Chromaticity.....	106
TM-30 Details	107
Standard Optics - Blue Only - 12 hours	108
Report Summary.....	108
Overall Measurement.....	108
Beam Details.....	109
ISO Diagrams	110
Chromaticity.....	111
TM-30 Details	112
Standard Optics - Blue Only - 8 hours	113
Report Summary.....	113
Overall Measurement.....	113
Beam Details.....	114
ISO Diagrams	115
Chromaticity.....	116
TM-30 Details	117

Standard Optics - Blue Only - 5 hours	118
Report Summary.....	118
Overall Measurement.....	118
Beam Details.....	119
ISO Diagrams	120
Chromaticity.....	121
TM-30 Details	122
Standard Optics - Warm White Only - Off	123
Report Summary.....	123
Overall Measurement.....	123
Beam Details.....	124
ISO Diagrams	125
Chromaticity.....	126
TM-30 Details	127
Standard Optics - Warm White Only - AC	128
Report Summary.....	128
Overall Measurement.....	128
Beam Details.....	129
ISO Diagrams	130
Chromaticity.....	131
TM-30 Details	132
Standard Optics - Warm White Only - 18 hours	133
Report Summary.....	133
Overall Measurement.....	133
Beam Details.....	134
ISO Diagrams	135
Chromaticity.....	136
TM-30 Details	137
Standard Optics - Warm White Only - 12 hours	138
Report Summary.....	138
Overall Measurement.....	138
Beam Details.....	139
ISO Diagrams	140
Chromaticity.....	141
TM-30 Details	142
Standard Optics - Warm White Only - 8 hours	143
Report Summary.....	143
Overall Measurement.....	143
Beam Details.....	144
ISO Diagrams	145
Chromaticity.....	146
TM-30 Details	147

Standard Optics - Warm White Only - 5 hours	148
Report Summary.....	148
Overall Measurement.....	148
Beam Details.....	149
ISO Diagrams	150
Chromaticity.....	151
TM-30 Details	152
Standard Optics - 2800K - AC	153
Report Summary.....	153
Overall Measurement.....	153
Beam Details.....	154
ISO Diagrams	155
Chromaticity.....	156
TM-30 Details	157
Standard Optics - 2800K - 5 hours	158
Report Summary.....	158
Overall Measurement.....	158
Beam Details.....	159
ISO Diagrams	160
Chromaticity.....	161
TM-30 Details	162
Standard Optics - 3200K - AC	163
Report Summary.....	163
Overall Measurement.....	163
Beam Details.....	164
ISO Diagrams	165
Chromaticity.....	166
TM-30 Details	167
Standard Optics - 3200K - 5 hours	168
Report Summary.....	168
Overall Measurement.....	168
Beam Details.....	169
ISO Diagrams	170
Chromaticity.....	171
TM-30 Details	172
Standard Optics - 4000K - AC	173
Report Summary.....	173
Overall Measurement.....	173
Beam Details.....	174
ISO Diagrams	175
Chromaticity.....	176
TM-30 Details	177

Standard Optics - 4000K - 5 hours	178
Report Summary.....	178
Overall Measurement.....	178
Beam Details.....	179
ISO Diagrams	180
Chromaticity.....	181
TM-30 Details	182
Standard Optics - 5600K - AC	183
Report Summary.....	183
Overall Measurement.....	183
Beam Details.....	184
ISO Diagrams	185
Chromaticity.....	186
TM-30 Details	187
Standard Optics - 5600K - 5 hours	188
Report Summary.....	188
Overall Measurement.....	188
Beam Details.....	189
ISO Diagrams	190
Chromaticity.....	191
TM-30 Details	192
Contact Us	193

Testing Process

Total Illuminance Measurements

Illuminance is measured using the Viso Systems LabSpion[®], which takes multiple measurements across a light beam to calculate the total delivered lumens, beam, and field of a product. These values can be described as the empirical output of the product as it projects from the lens or lenses. All photometric data contained in this report are obtained from the actual illuminance of the tested Chauvet light source and are never theoretical values derived from calculations.

Testing Lab Equipment and Process

The Chauvet headquarters in Davie, Florida has a climate- and light-controlled photometric testing laboratory where Chauvet products are analyzed and photometric data are measured using the Viso Systems LabSpion[®] light measurement solution.

This system includes a spectrometer sensor, which measures the precise light and color output of the fixture, and a two-axis goniometer, which rotates the product to allow for multi-angle and multi-directional measurement. The Viso Light Inspector software then collects and summarizes the data. From the data gathered, the software can also measure the beam and field angles, accurate color temperature, color quality, and illuminance at multiple distances. The custom-built, Chauvet-specific template presents this information in the photometric and chromaticity reports that follow.

IES (Illuminating Engineering Society) files, an industry-standard file format, are also generated from each test for easy distribution of photometric data.

Several light meters are also used for specific products or to recheck for precision. Accuracy is verified using one or more of the devices listed below:

- Sekonic SpectroMaster C-700-U
- EXTECH HD450 Datalogging Heavy Duty Light Meter
- Asensetek Essence Lighting Passport

To ensure accurate measurements in every photometric or chromaticity test, Chauvet routinely calibrates the LabSpion[®] system every six months as recommended by Viso Systems.

WELL Pod 2

WIRELESS EVENT LED LUMINAIRE

Photometrics & Chromaticity Reports

Photometric & Chromaticity Report

WELL Pod 2: Standard Optics - Full Power - Off

Report Summary

Measurements

Fixture Output: 718 lm
Fixture Peak: 10910 cd
Fixture Efficacy: n/a lm/W
Intensity @ 5m: 436 lux
Color Temperature: 6157 K
CRI: 86.5 CRI R9 Value: 55.7
CQS: 88.4
TLCI: 69
TM-30 Rf: 88.2
TM-30 Rg: 108.8
Beam Angle (50%): 11.5°
Field Angle (10%): 21.6°
Cutoff Angle (3%): 36.9°

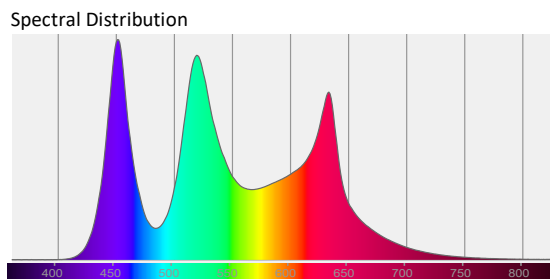
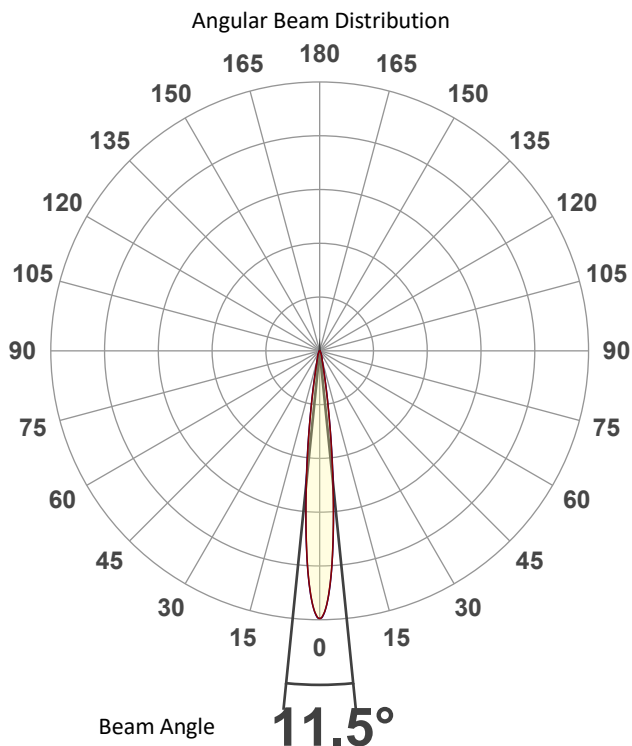


Conditions

AC Supply: 120 V, 60 Hz
Power: 0.0 W
Current: 0.000 A
Power Factor: n/a

This data sheet conforms to American National Standard E1.9 – 2007 (R2017). All data was measured and calculated by a Viso Systems LabSpion Goniometer at the Chauvet PD Optics Laboratory in Davie, FL on 1/7/2025 to LM-63-2002 Standards.

Overall Measurement



Tested Color (CIE 1931):
X: 0.318
Y: 0.346

Light Quality
CRI: 86.5

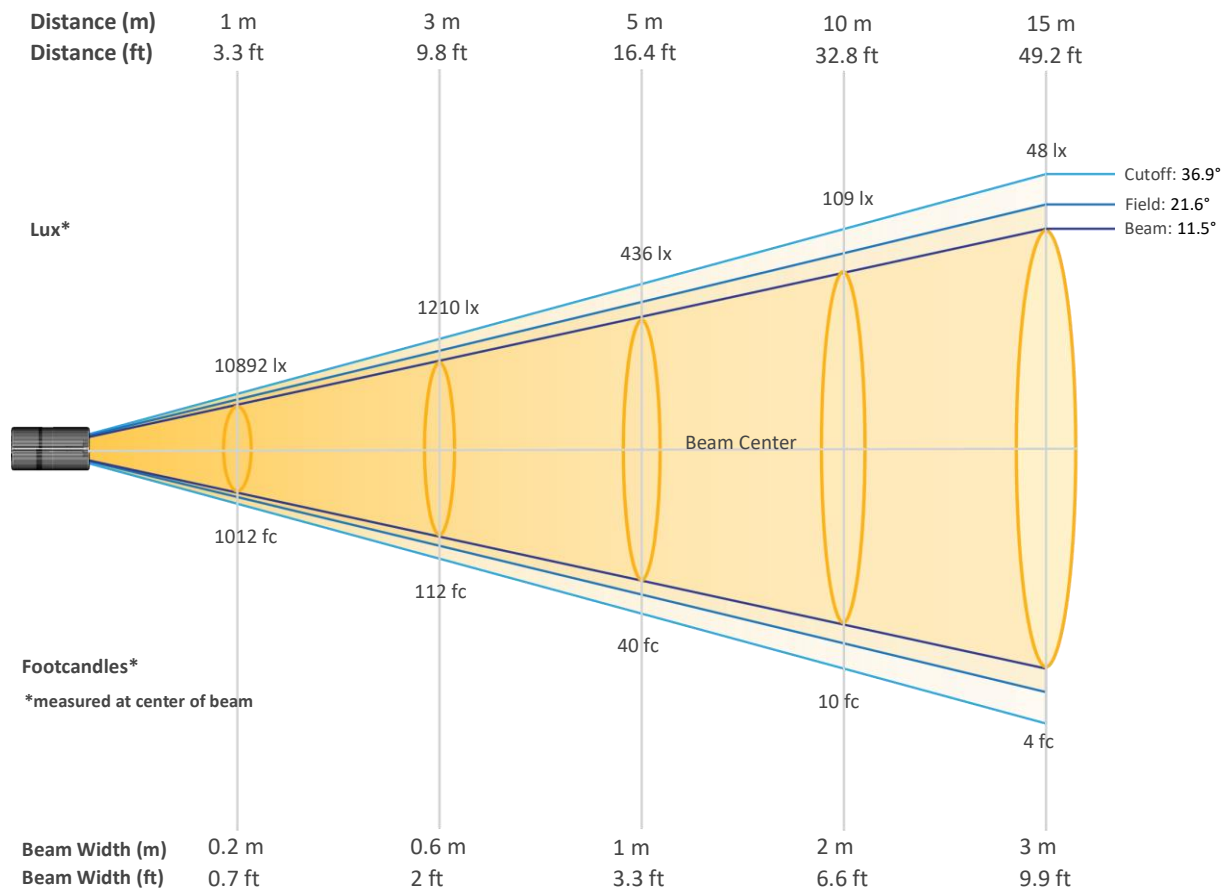
Color Temperature
6157 K



Photometric & Chromaticity Report

WELL Pod 2: Standard Optics - Full Power - Off

Beam Details

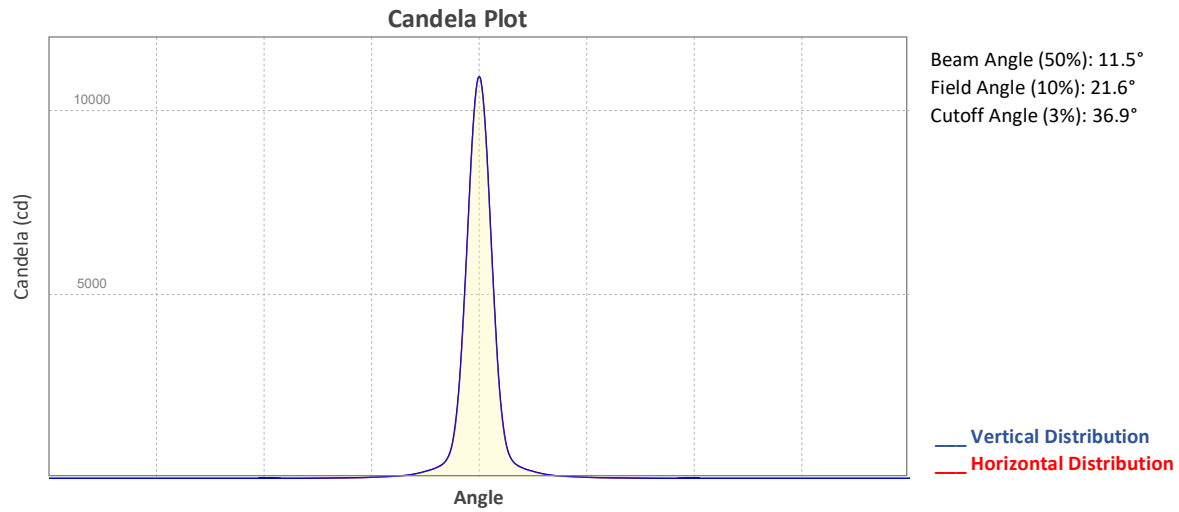


Beam Intensities from 1-20m (3.3-65.6ft)

Distance	1m	2m	3m	4m	5m	6m	7m	8m	9m	10m
Lux	10892	2723	1210	681	436	303	222	170	134	109
Distance	11m	12m	13m	14m	15m	16m	17m	18m	19m	20m
Lux	90	76	64	56	48	43	38	34	30	27
Distance	3.3ft	6.6ft	9.8ft	13.1ft	16.4ft	19.7ft	23ft	26.2ft	29.5ft	32.8ft
FC	1012	253	112	63	40	28	21	16	12	10
Distance	36.1ft	39.4ft	42.7ft	45.9ft	49.2ft	52.5ft	55.8ft	59.1ft	62.3ft	65.6ft
FC	8	7	6	5	4	4	4	3	3	3

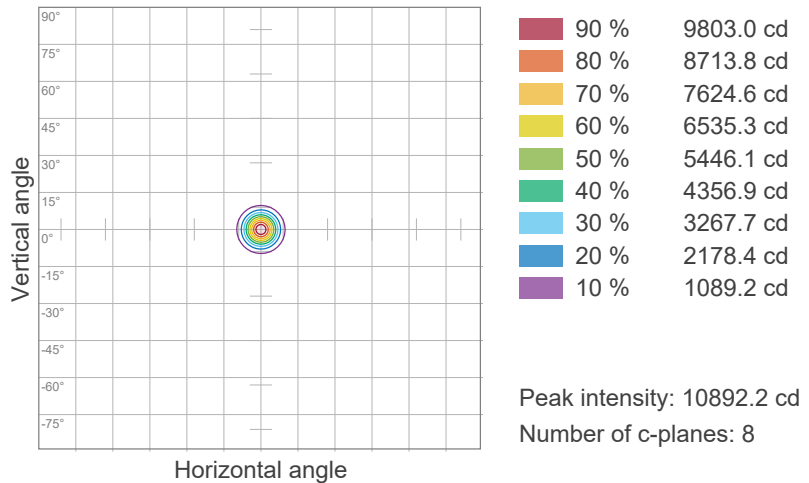
Photometric & Chromaticity Report

WELL Pod 2: Standard Optics - Full Power - Off

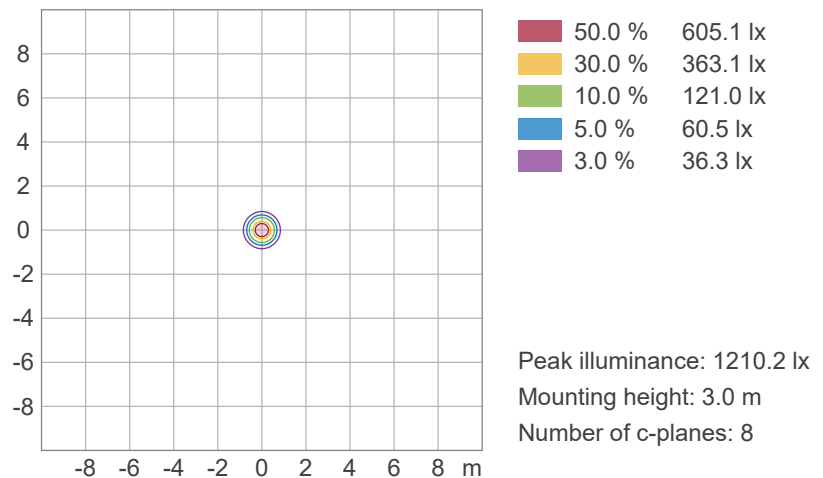


ISO Diagrams

ISO Candela Diagram



ISO Lux Diagram

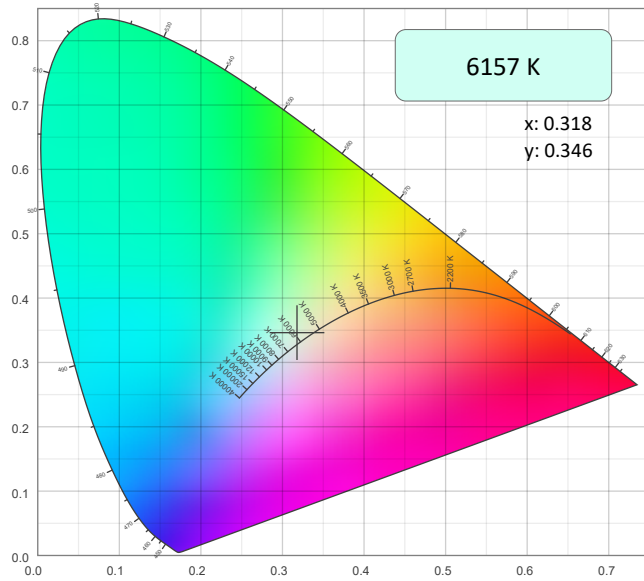


Photometric & Chromaticity Report

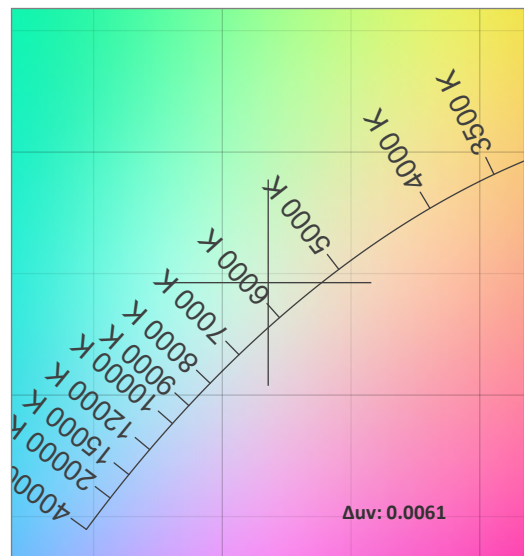
WELL Pod 2: Standard Optics - Full Power - Off

Chromaticity

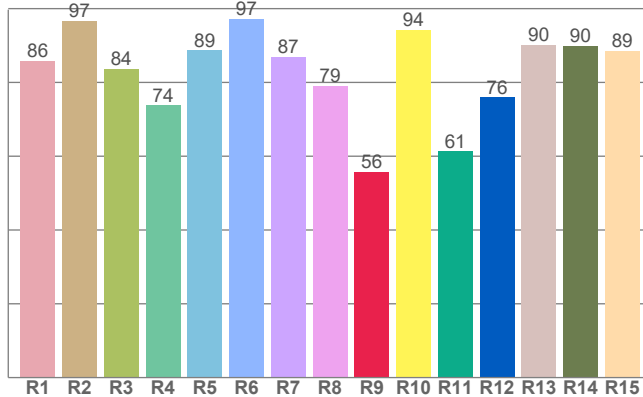
CIE 1931



CIE 1931 - Zoom



CRI: 86.5 (R1-R8)

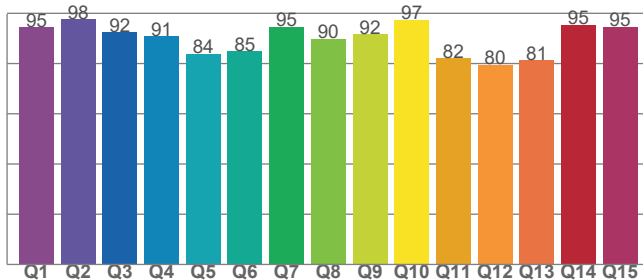


Color Parameters

Color Temperature	Color Coordinate CIE 1931	Color Coordinate CIE 1931
CCT	x	y
6157 K	0.318	0.346

Color Deviation from Black Body Curve	Color Coordinate CIE 1964	Color Coordinate CIE 1964
Δuv	y	u
0.0061	0.346	0.195

CQS: 88.4



Color Rendering Index	Red Component	Color Quality Scale
CRI	CRI - R9	CQS
86.5	55.7	88.4

Television Lighting Consistency Index	Color Fidelity	Color Gamut
TLCI	TM30 - Rf	TM30 Rg
69	88.2	108.8

Photometric & Chromaticity Report

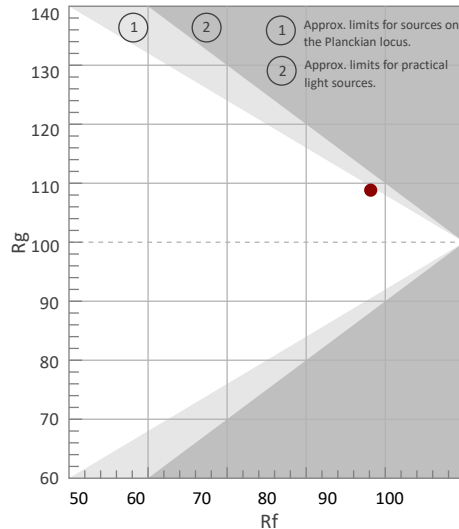
WELL Pod 2: Standard Optics - Full Power - Off

TM-30 Details

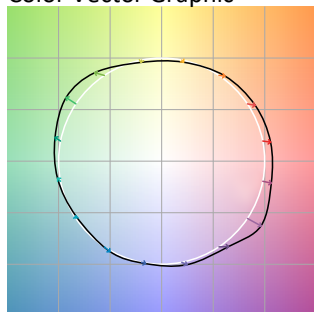
Rf 88.2
Fidelity Index
(Rg)

Rg 108.8
Gammut Index (Rg)

Hue Bin	R _f	Graphic shifts (%)	
		Chroma	Hue
1	85	7%	-3%
2	87	5%	-5%
3	87	3%	-5%
4	93	-2%	-2%
5	92	-2%	1%
6	86	7%	6%
7	82	11%	0%
8	87	6%	-2%
9	91	2%	-3%
10	92	-1%	-2%
11	88	1%	7%
12	94	0%	4%
13	93	3%	4%
14	85	5%	8%
15	83	15%	1%
16	85	8%	0%



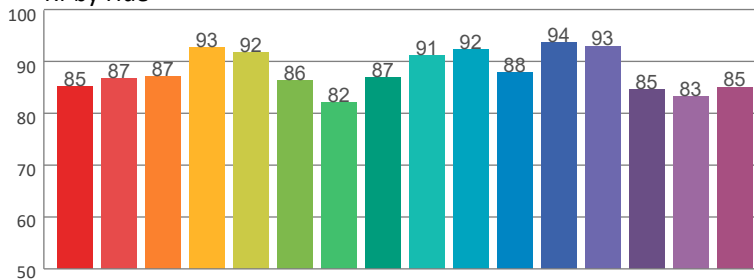
Color Vector Graphic



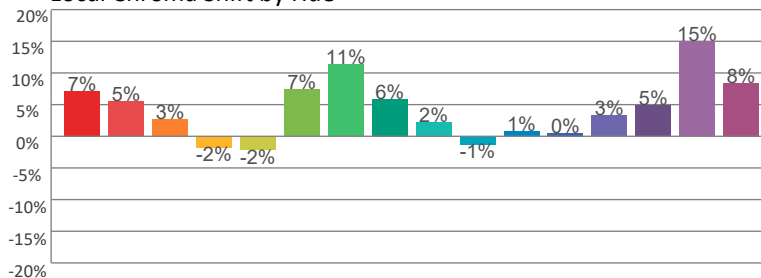
Color Distortion Graphic



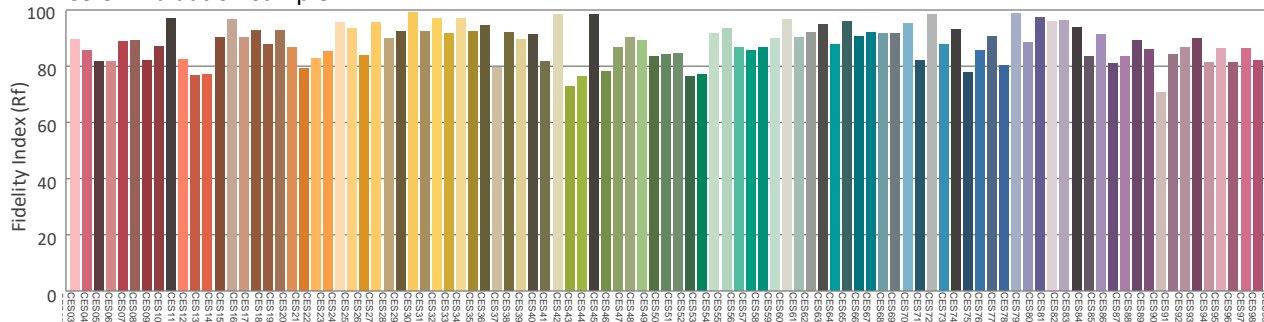
Rf by Hue



Local Chroma Shift by Hue



Color Evaluation Sample



Photometric & Chromaticity Report

WELL Pod 2: Standard Optics - Full Power - AC

Report Summary

Measurements

Fixture Output: 1797 lm
Fixture Peak: 27283 cd
Fixture Efficacy: 39 lm/W
Intensity @ 5m: 1089 lux
Color Temperature: 6199 K
CRI: 87.2 CRI R9 Value: 58.8
CQS: 89.0
TLCI: 73
TM-30 Rf: 88.6
TM-30 Rg: 108.1
Beam Angle (50%): 11.5°
Field Angle (10%): 21.6°
Cutoff Angle (3%): 36.9°

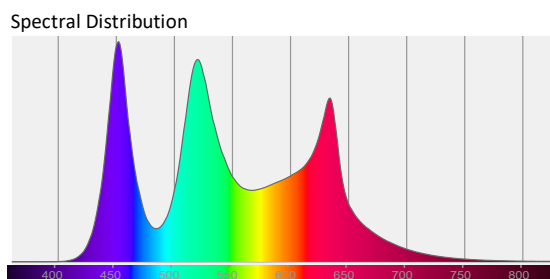
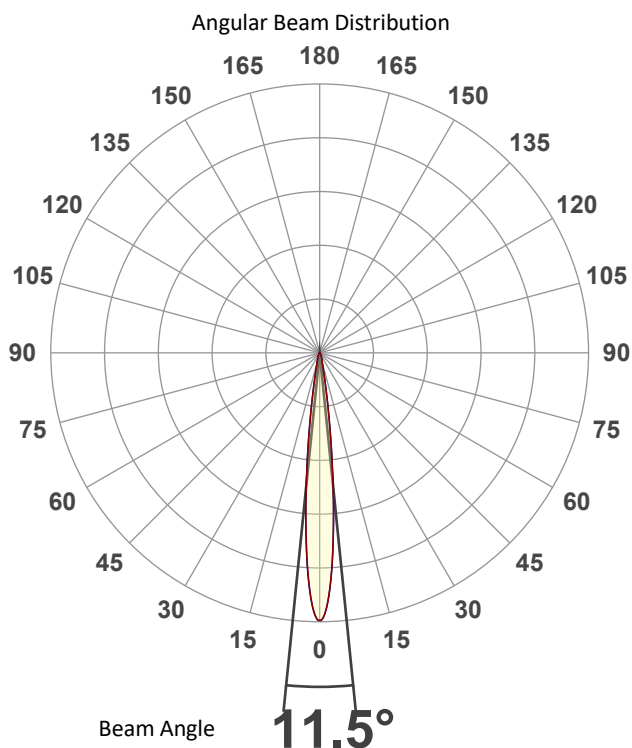


Conditions

AC Supply: 119 V, 60.1 Hz
Power: 46.8 W
Current: 0.394 A
Power Factor: 0.99

This data sheet conforms to American National Standard E1.9 – 2007 (R2017). All data was measured and calculated by a Viso Systems LabSpion Goniometer at the Chauvet PD Optics Laboratory in Davie, FL on 1/7/2025 to LM-63-2002 Standards.

Overall Measurement



Tested Color (CIE 1931):

X: 0.317

Y: 0.346



Light Quality

CRI: 87.2

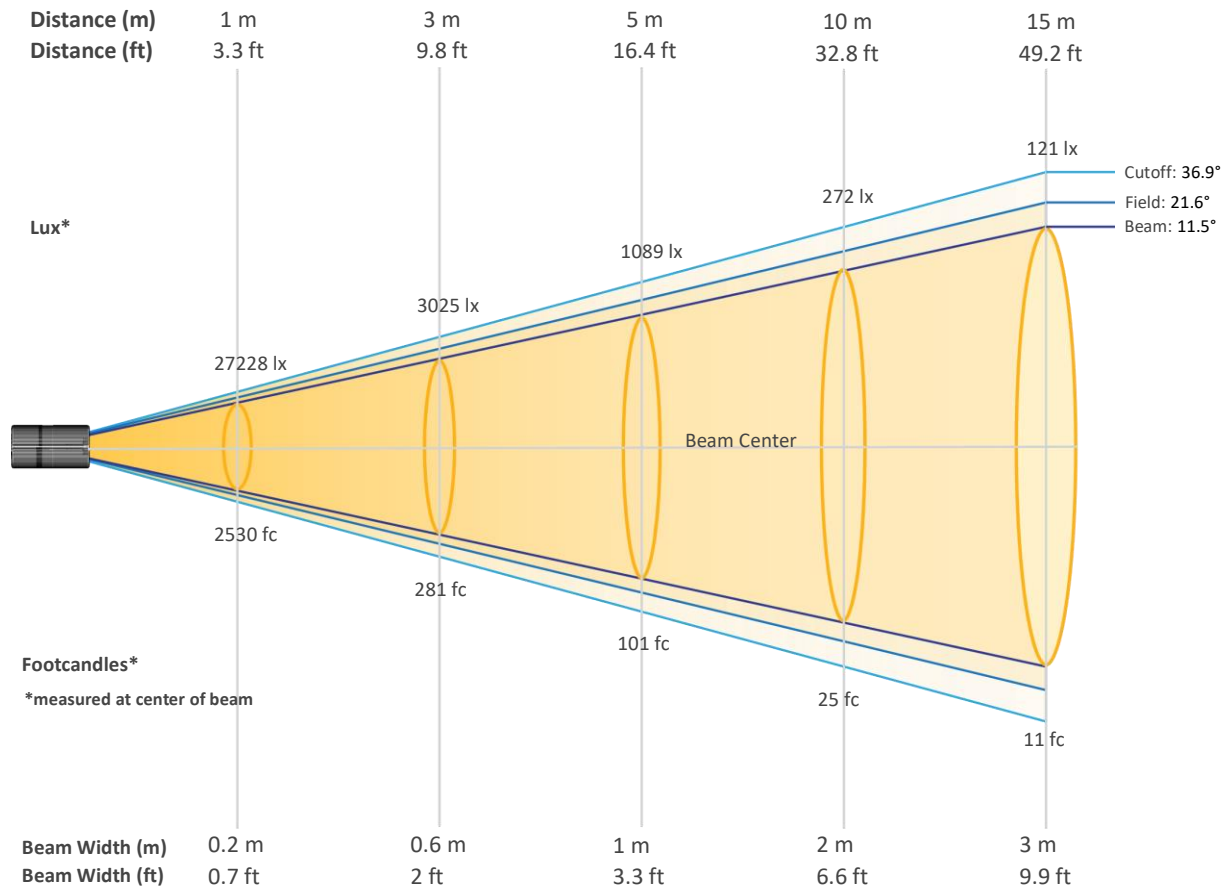
Color Temperature

6199 K

Photometric & Chromaticity Report

WELL Pod 2: Standard Optics - Full Power - AC

Beam Details

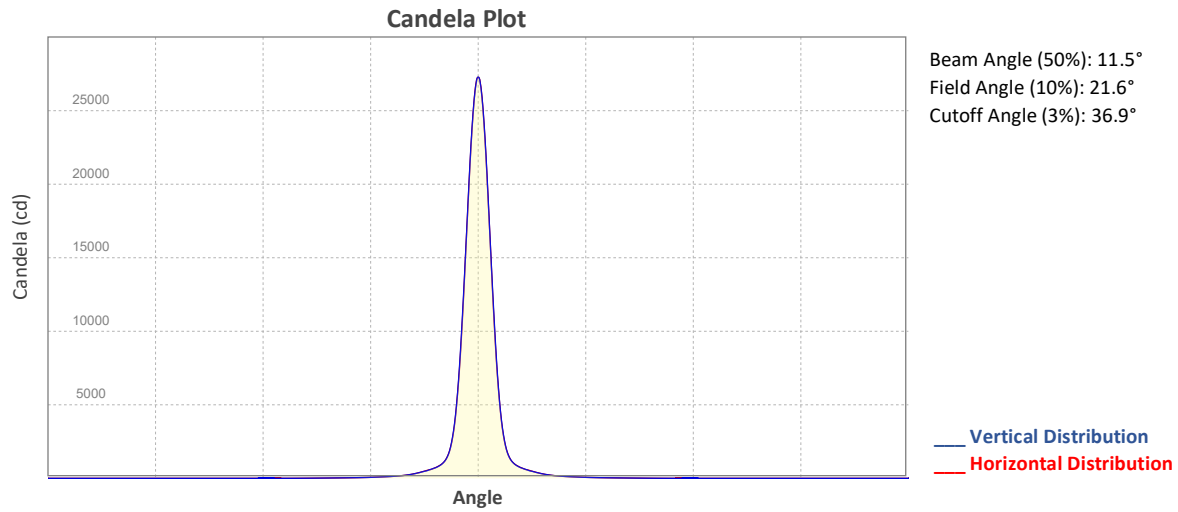


Beam Intensities from 1-20m (3.3-65.6ft)

Distance	1m	2m	3m	4m	5m	6m	7m	8m	9m	10m
Lux	27228	6807	3025	1702	1089	756	556	425	336	272
Distance	11m	12m	13m	14m	15m	16m	17m	18m	19m	20m
Lux	225	189	161	139	121	106	94	84	75	68
Distance	3.3ft	6.6ft	9.8ft	13.1ft	16.4ft	19.7ft	23ft	26.2ft	29.5ft	32.8ft
FC	2530	632	281	158	101	70	52	40	31	25
Distance	36.1ft	39.4ft	42.7ft	45.9ft	49.2ft	52.5ft	55.8ft	59.1ft	62.3ft	65.6ft
FC	21	18	15	13	11	10	9	8	7	6

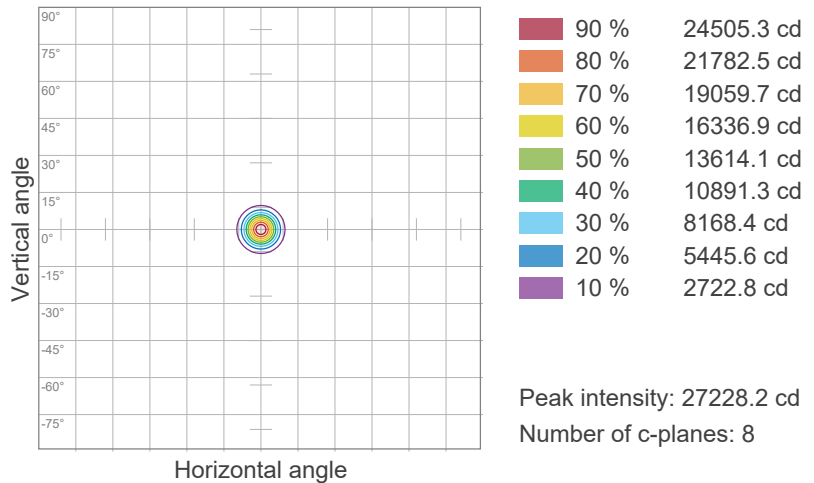
Photometric & Chromaticity Report

WELL Pod 2: Standard Optics - Full Power - AC

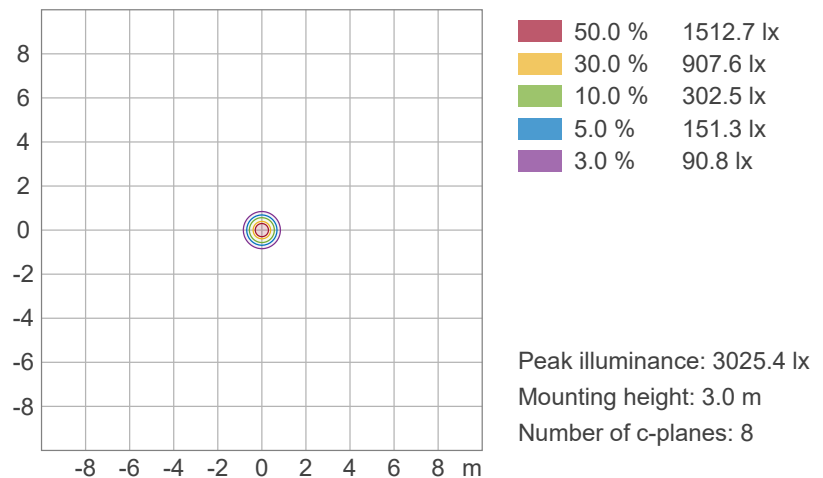


ISO Diagrams

ISO Candela Diagram



ISO Lux Diagram

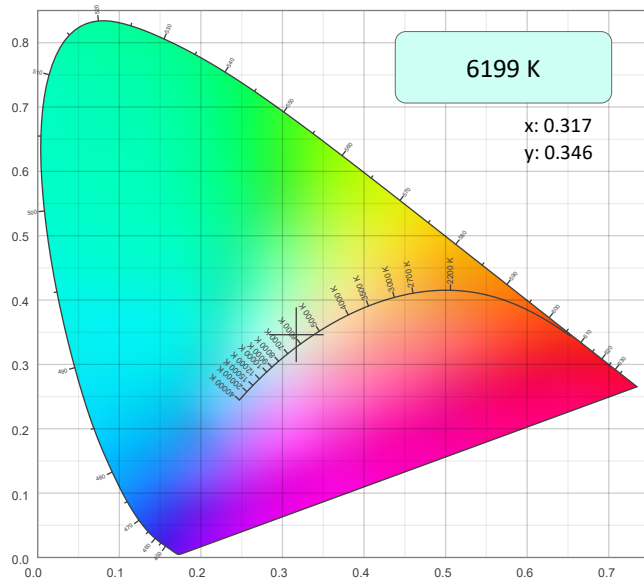


Photometric & Chromaticity Report

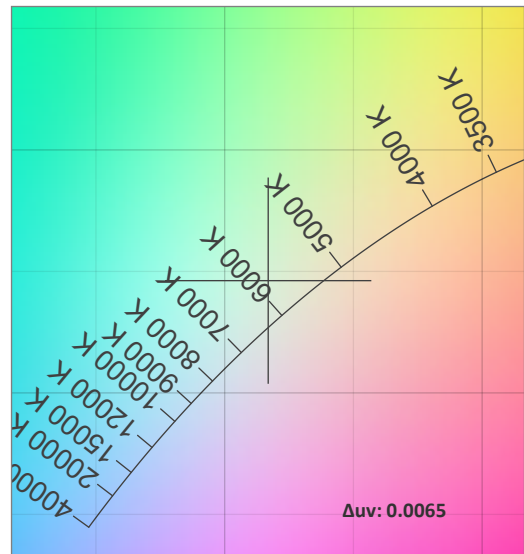
WELL Pod 2: Standard Optics - Full Power - AC

Chromaticity

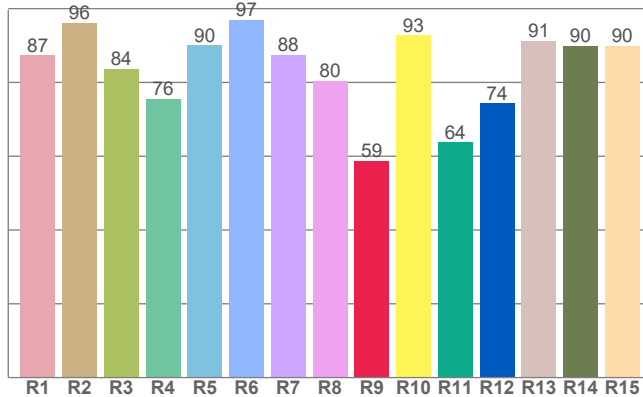
CIE 1931



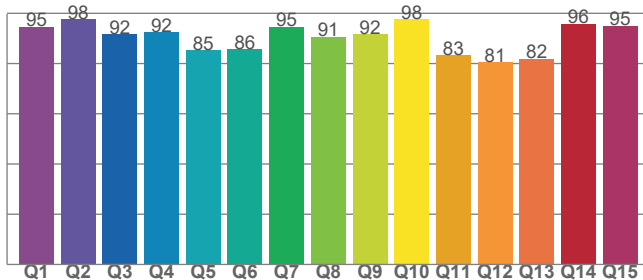
CIE 1931 - Zoom



CRI: 87.2 (R1-R8)



CQS: 89.0



Color Parameters

Color Temperature	Color Coordinate CIE 1931	Color Coordinate CIE 1931
CCT	x	y
6199 K	0.317	0.346

Color Deviation from Black Body Curve	Color Coordinate CIE 1964	Color Coordinate CIE 1964
Δuv	y	u
0.0065	0.346	0.194

Color Rendering Index	Red Component	Color Quality Scale
CRI	CRI - R9	CQS
87.2	58.8	89.0

Television Lighting Consistency Index	Color Fidelity	Color Gamut
TLCI	TM30 - Rf	TM30 Rg
73	88.6	108.1

Photometric & Chromaticity Report

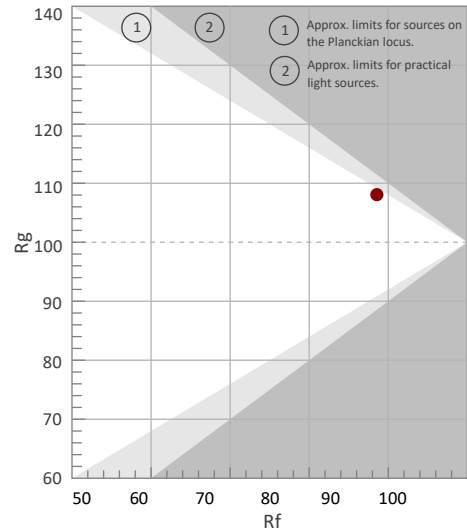
WELL Pod 2: Standard Optics - Full Power-AC

TM-30 Details

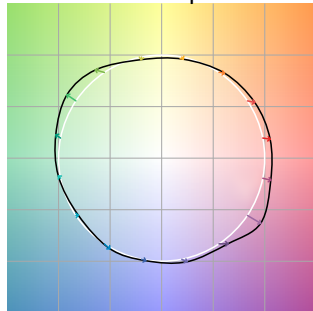
Rf 88.6
Fidelity Index
(Rg)

Rg 108.1
Gammut Index (Rg)

Hue Bin	Graphic shifts (%)		
	R _f	Chroma	Hue
1	86	7%	-2%
2	87	5%	-5%
3	88	2%	-5%
4	93	-2%	-2%
5	92	-2%	1%
6	87	7%	6%
7	83	11%	0%
8	88	5%	-2%
9	92	2%	-3%
10	91	-2%	1%
11	88	1%	7%
12	94	1%	4%
13	93	3%	4%
14	85	5%	7%
15	83	15%	1%
16	86	8%	0%



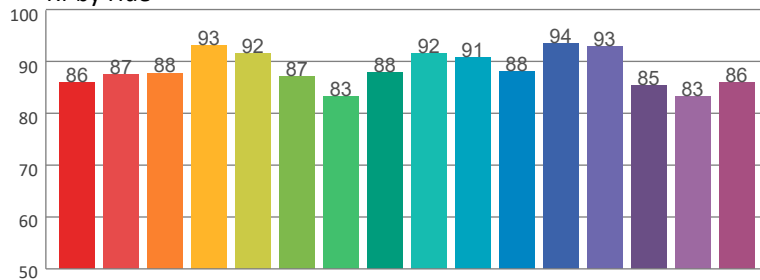
Color Vector Graphic



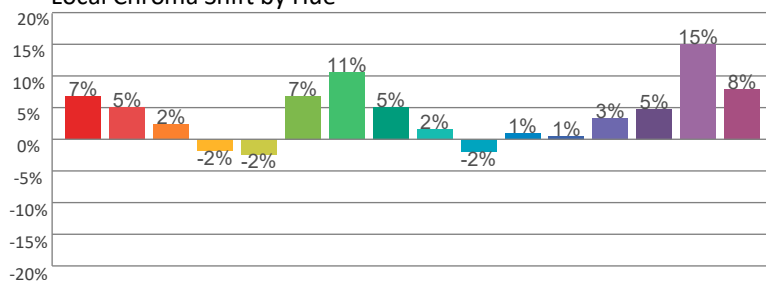
Color Distortion Graphic



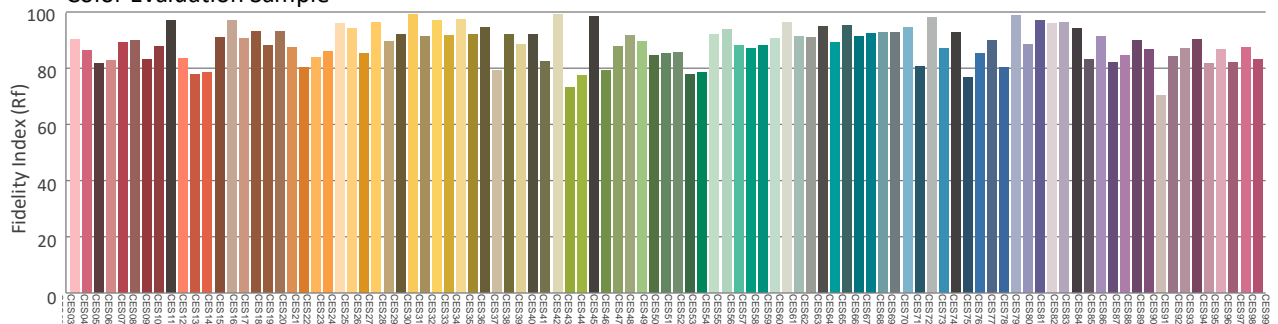
Rf by Hue



Local Chroma Shift by Hue



Color Evaluation Sample



Photometric & Chromaticity Report

WELL Pod 2: Standard Optics - Full Power - 18 hours

Report Summary

Measurements

Fixture Output: 214 lm
Fixture Peak: 3236 cd
Fixture Efficacy: n/a lm/W
Intensity @ 5m: 129 lux
Color Temperature: 6045 K
CRI: 85.1 CRI R9 Value: 51.4
CQS: 87.3
TLCI: 64
TM-30 Rf: 87.4
TM-30 Rg: 110.0
Beam Angle (50%): 11.6°
Field Angle (10%): 21.7°
Cutoff Angle (3%): 37.1°

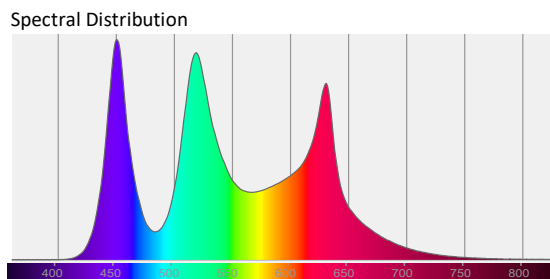
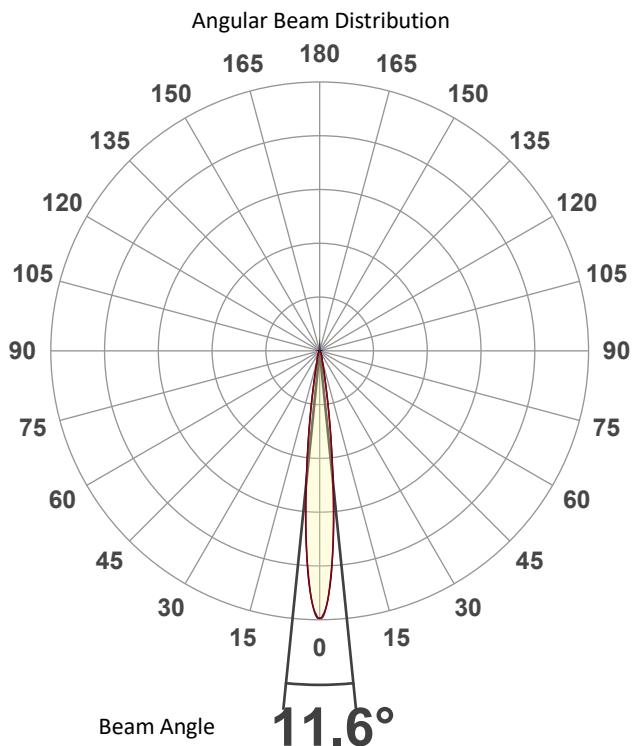


Conditions

AC Supply: 120 V, 60 Hz
Power: 0.0 W
Current: 0.000 A
Power Factor: n/a

This data sheet conforms to American National Standard E1.9 – 2007 (R2017). All data was measured and calculated by a Viso Systems LabSpion Goniometer at the Chauvet PD Optics Laboratory in Davie, FL on 1/7/2025 to LM-63-2002 Standards.

Overall Measurement



Tested Color (CIE 1931):
X: 0.320
Y: 0.347

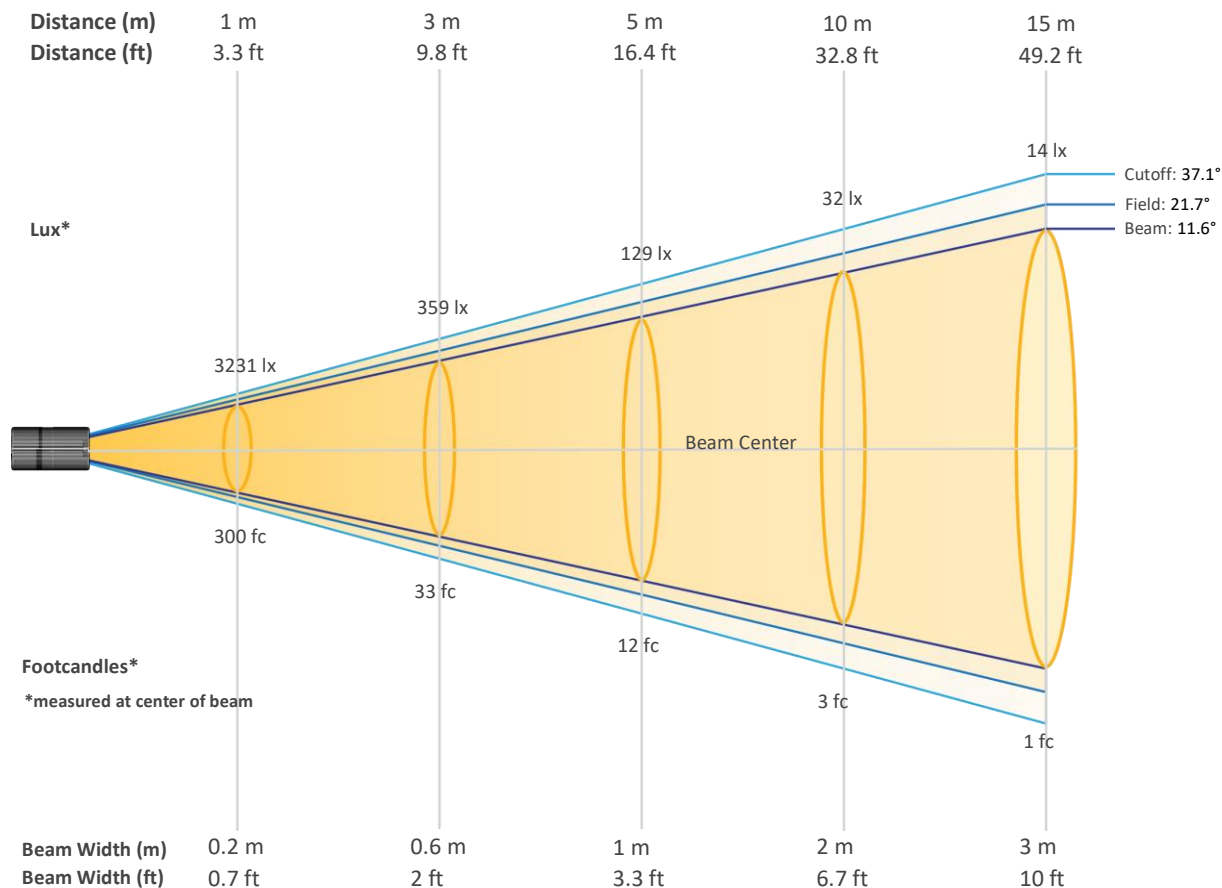
Light Quality
CRI: 85.1

Color Temperature
6045 K

Photometric & Chromaticity Report

WELL Pod 2: Standard Optics - Full Power - 18 hours

Beam Details

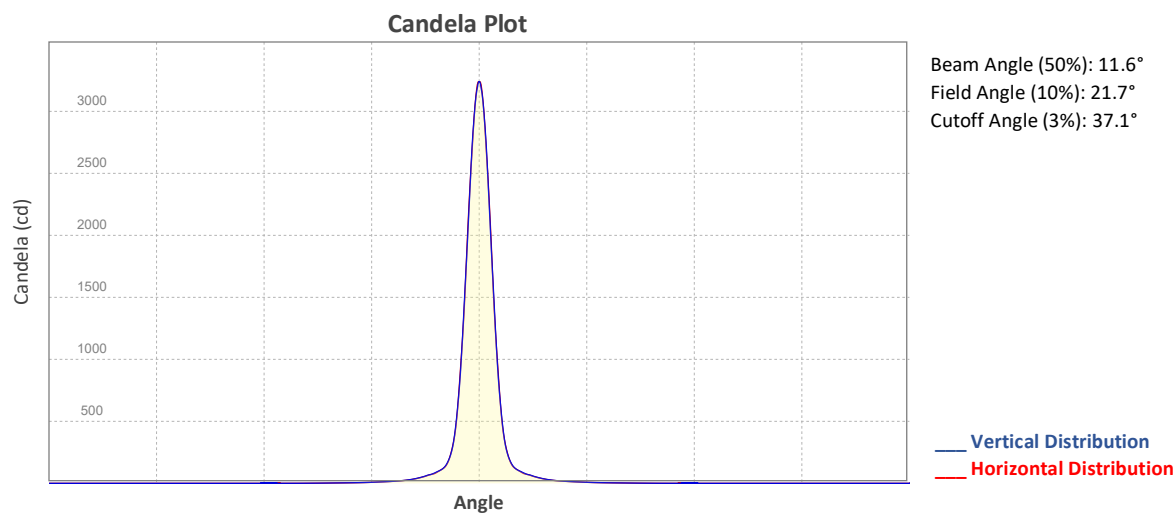


Beam Intensities from 1-20m (3.3-65.6ft)

Distance	1m	2m	3m	4m	5m	6m	7m	8m	9m	10m
Lux	3231	808	359	202	129	90	66	50	40	32
Distance	11m	12m	13m	14m	15m	16m	17m	18m	19m	20m
Lux	27	22	19	16	14	13	11	10	9	8
Distance	3.3ft	6.6ft	9.8ft	13.1ft	16.4ft	19.7ft	23ft	26.2ft	29.5ft	32.8ft
FC	300	75	33	19	12	8	6	5	4	3
Distance	36.1ft	39.4ft	42.7ft	45.9ft	49.2ft	52.5ft	55.8ft	59.1ft	62.3ft	65.6ft
FC	2	2	2	2	1	1	1	1	1	1

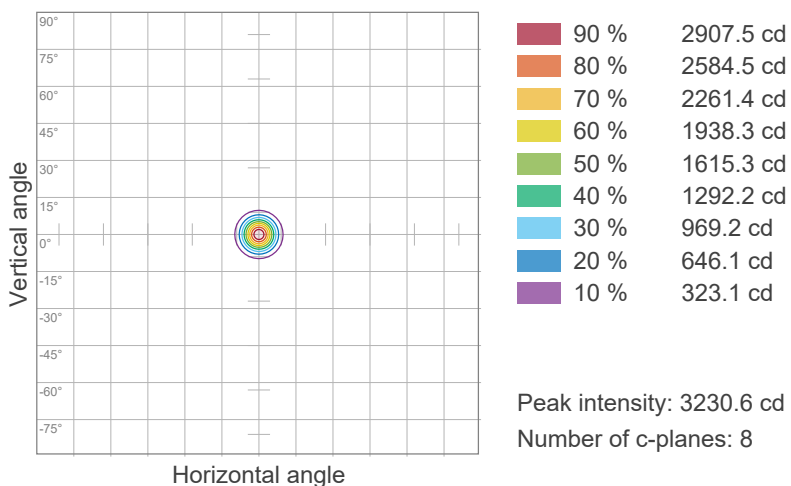
Photometric & Chromaticity Report

WELL Pod 2: Standard Optics - Full Power - 18 hours

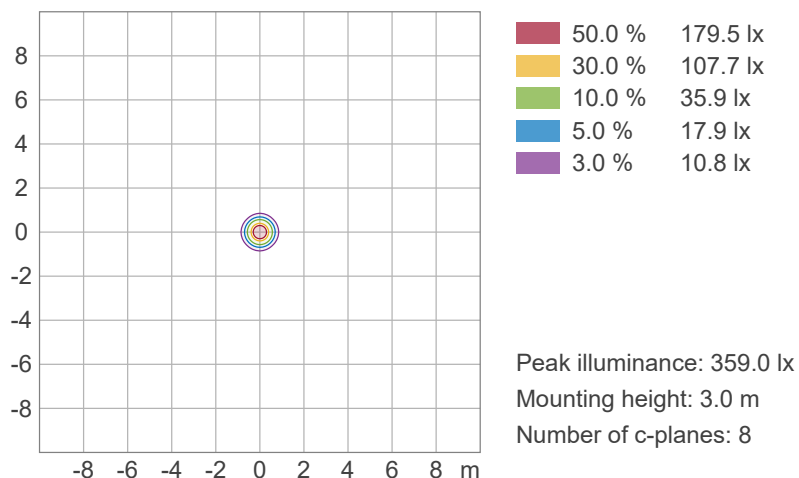


ISO Diagrams

ISO Candela Diagram



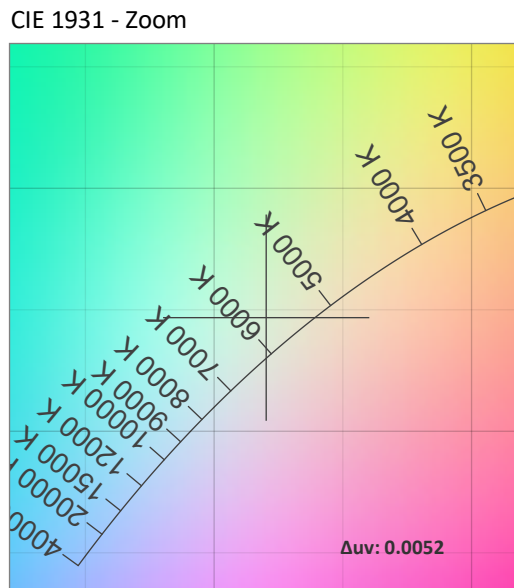
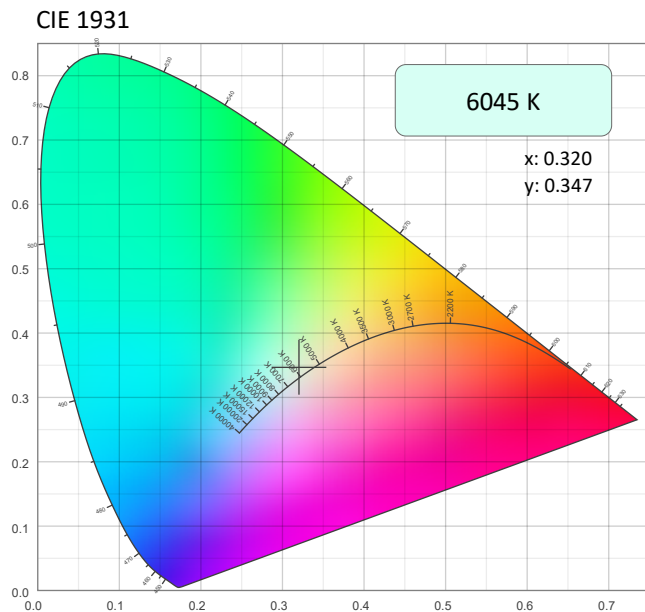
ISO Lux Diagram



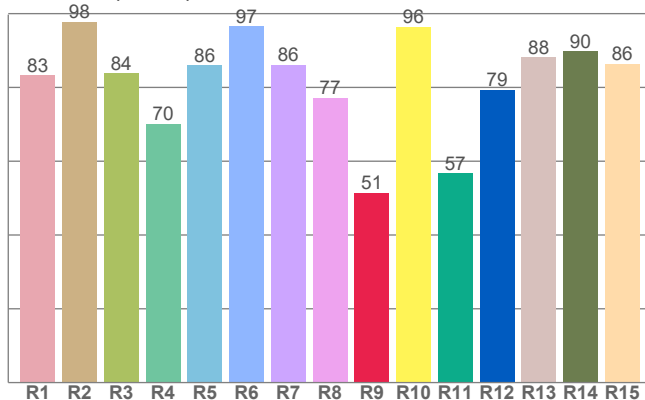
Photometric & Chromaticity Report

WELL Pod 2: Standard Optics - Full Power - 18 hours

Chromaticity



CRI: 85.1 (R1-R8)

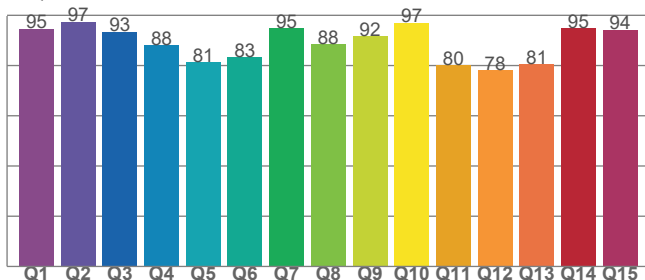


Color Parameters

Color Temperature	Color Coordinate CIE 1931	Color Coordinate CIE 1931
CCT	x	y
6045 K	0.320	0.347

Color Deviation from Black Body Curve	Color Coordinate CIE 1964	Color Coordinate CIE 1964
Δuv	y	u
0.0052	0.347	0.196

CQS: 87.3



Color Rendering Index	Red Component	Color Quality Scale
CRI	CRI - R9	CQS
85.1	51.4	87.3

Television Lighting Consistency Index	Color Fidelity	Color Gamut
TLCI	TM30 - Rf	TM30 Rg
64	87.4	110.0

Photometric & Chromaticity Report

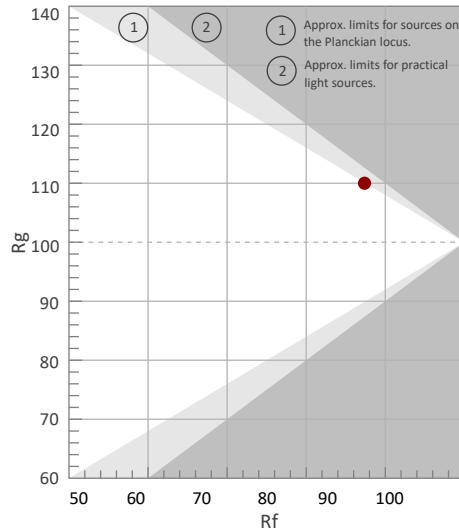
WELL Pod 2: Standard Optics - Full Power - 18 hours

TM-30 Details

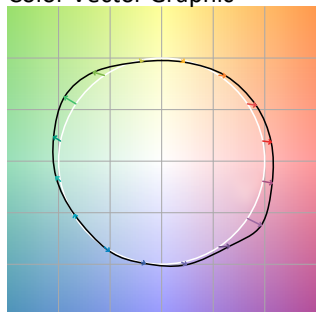
Rf 87.4
Fidelity Index (Rg)

Rg 110.0
Gammut Index (Rg)

Hue Bin	R _f	Graphic shifts (%)	
		Chroma	Hue
1	84	8%	-3%
2	85	6%	-6%
3	86	3%	-5%
4	92	-2%	-3%
5	92	-2%	1%
6	85	8%	7%
7	80	13%	1%
8	85	7%	-3%
9	90	3%	-5%
10	91	-1%	-4%
11	89	1%	6%
12	93	0%	3%
13	93	3%	4%
14	83	5%	9%
15	83	15%	2%
16	84	9%	0%



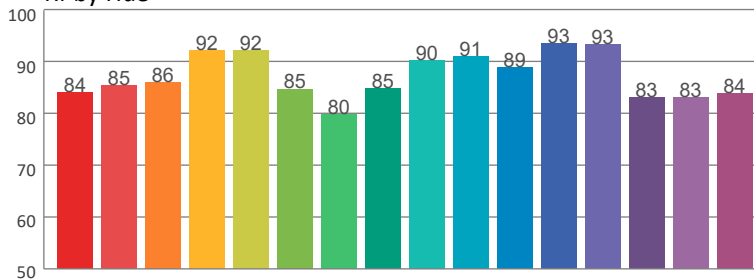
Color Vector Graphic



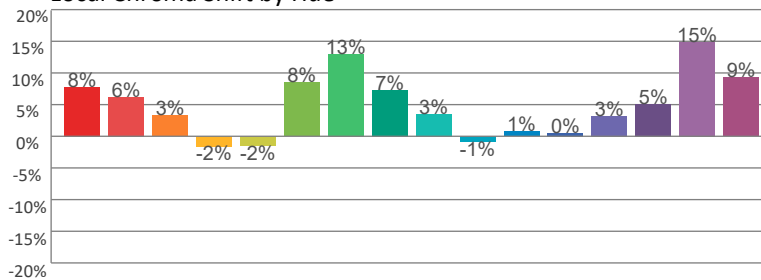
Color Distortion Graphic



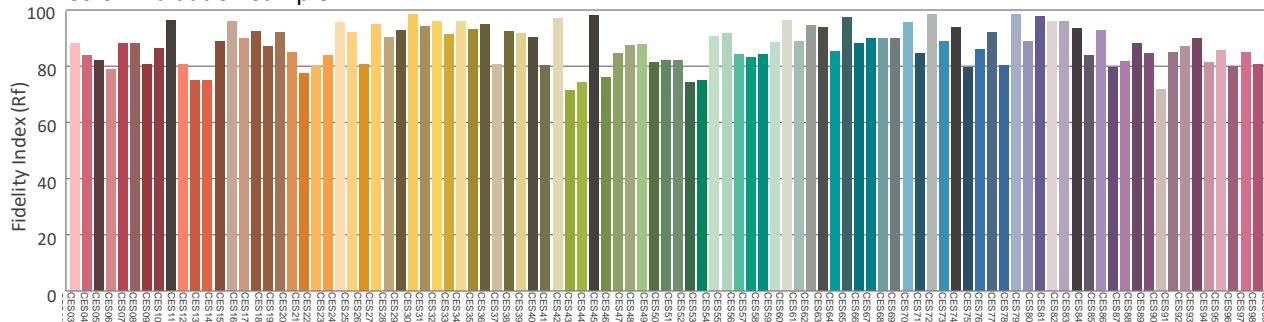
Rf by Hue



Local Chroma Shift by Hue



Color Evaluation Sample



Photometric & Chromaticity Report

WELL Pod 2: Standard Optics - Full Power - 12 hours

Report Summary

Measurements

Fixture Output: 335 lm
Fixture Peak: 5076 cd
Fixture Efficacy: n/a lm/W
Intensity @ 5m: 202 lux
Color Temperature: 6068 K
CRI: 85.3 CRI R9 Value: 52.0
CQS: 87.5
TLCI: 65
TM-30 Rf: 87.5
TM-30 Rg: 109.8
Beam Angle (50%): 11.6°
Field Angle (10%): 21.6°
Cutoff Angle (3%): 37.5°

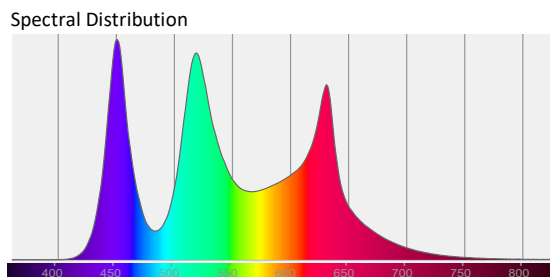
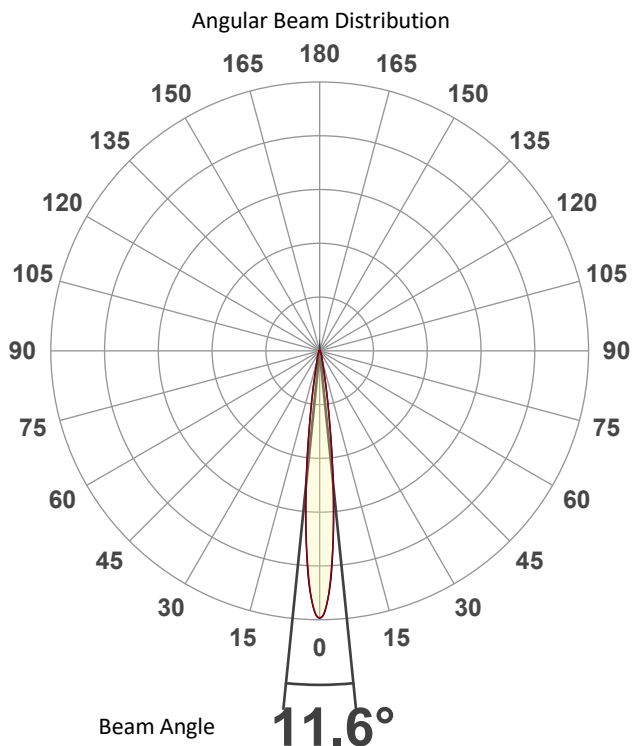


Conditions

AC Supply: 119 V, 60 Hz
Power: 0.0 W
Current: 0.000 A
Power Factor: n/a

This data sheet conforms to American National Standard E1.9 – 2007 (R2017). All data was measured and calculated by a Viso Systems LabSpion Goniometer at the Chauvet PD Optics Laboratory in Davie, FL on 1/7/2025 to LM-63-2002 Standards.


Overall Measurement



Tested Color (CIE 1931):

X: 0.320

Y: 0.347



Light Quality

CRI: 85.3

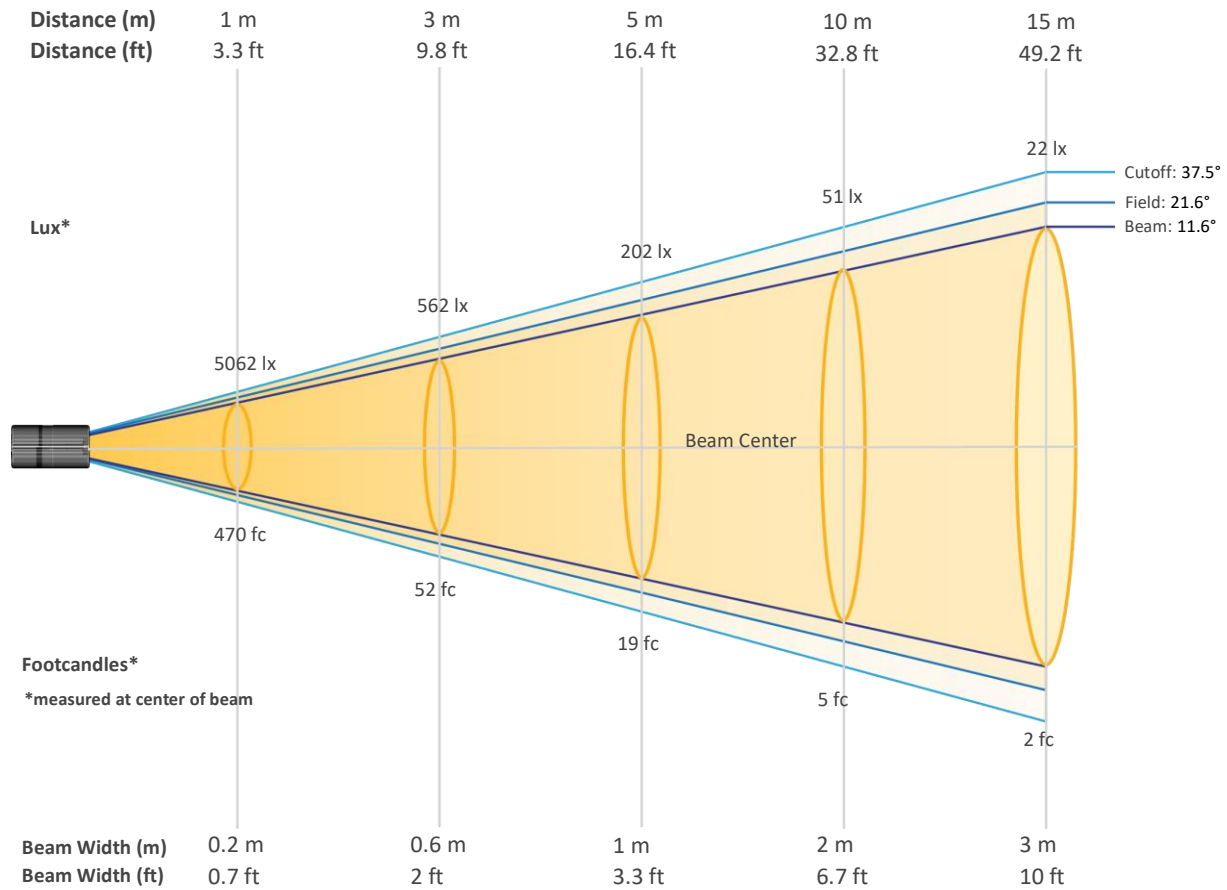
Color Temperature

6068 K

Photometric & Chromaticity Report

WELL Pod 2: Standard Optics - Full Power - 12 hours

Beam Details

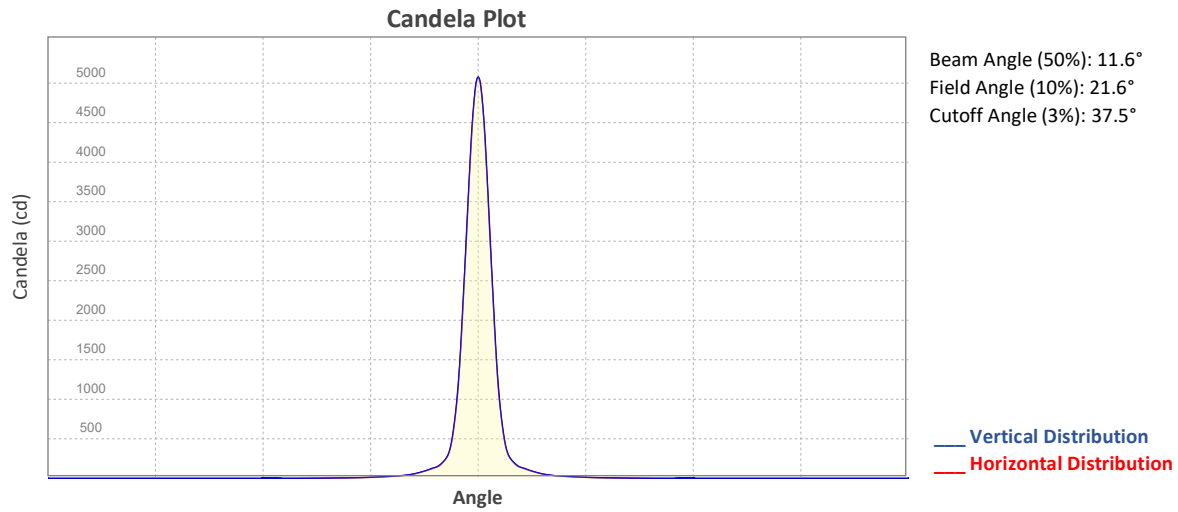


Beam Intensities from 1-20m (3.3-65.6ft)

Distance	1m	2m	3m	4m	5m	6m	7m	8m	9m	10m
Lux	5062	1265	562	316	202	141	103	79	62	51
Distance	11m	12m	13m	14m	15m	16m	17m	18m	19m	20m
Lux	42	35	30	26	22	20	18	16	14	13
Distance	3.3ft	6.6ft	9.8ft	13.1ft	16.4ft	19.7ft	23ft	26.2ft	29.5ft	32.8ft
FC	470	118	52	29	19	13	10	7	6	5
Distance	36.1ft	39.4ft	42.7ft	45.9ft	49.2ft	52.5ft	55.8ft	59.1ft	62.3ft	65.6ft
FC	4	3	3	2	2	2	2	1	1	1

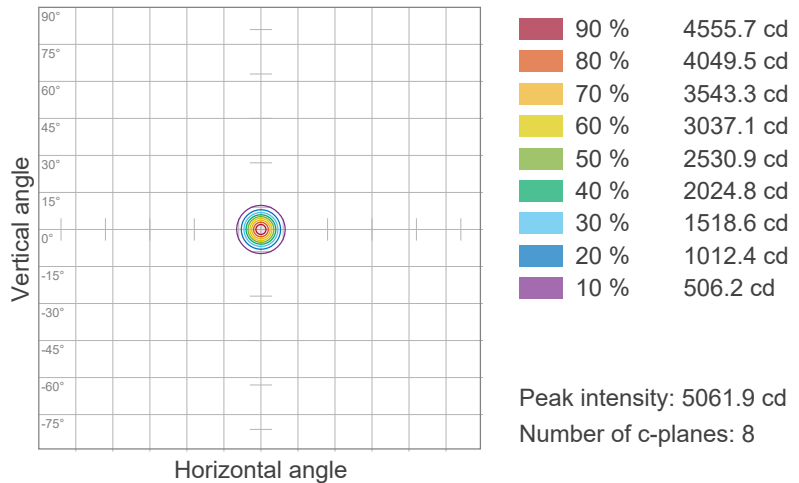
Photometric & Chromaticity Report

WELL Pod 2: Standard Optics - Full Power - 12 hours

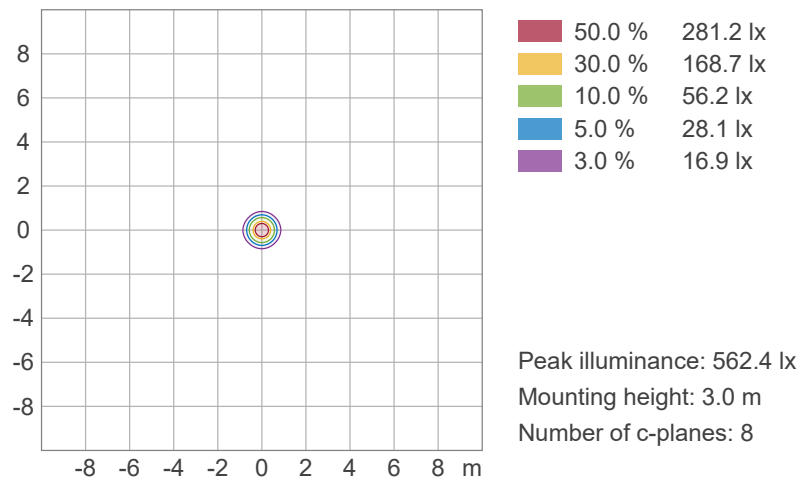


ISO Diagrams

ISO Candela Diagram



ISO Lux Diagram

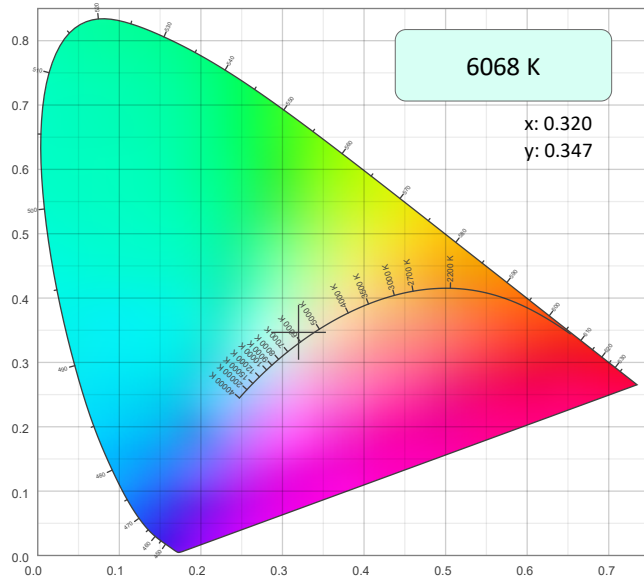


Photometric & Chromaticity Report

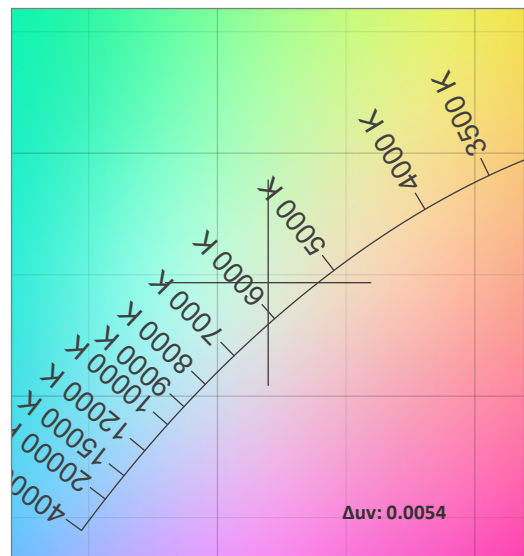
WELL Pod 2: Standard Optics - Full Power - 12 hours

Chromaticity

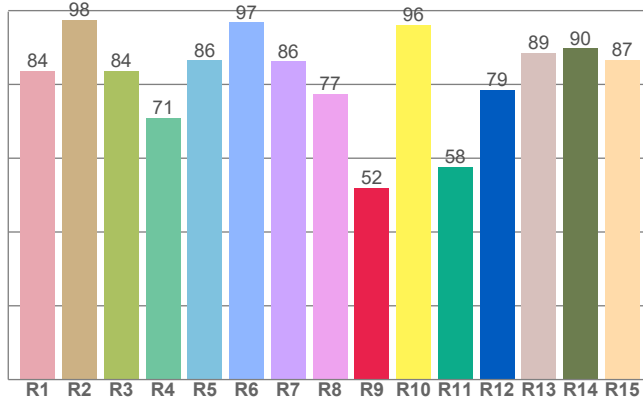
CIE 1931



CIE 1931 - Zoom



CRI: 85.3 (R1-R8)

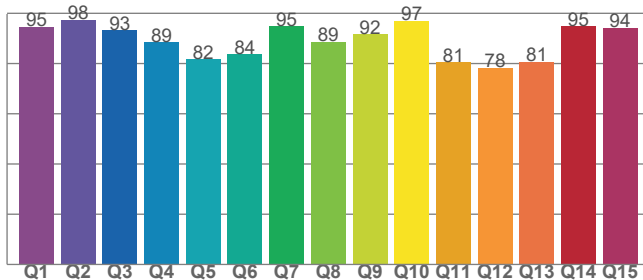


Color Parameters

Color Temperature	Color Coordinate CIE 1931	Color Coordinate CIE 1931
CCT	x	y
6068 K	0.320	0.347

Color Deviation from Black Body Curve	Color Coordinate CIE 1964	Color Coordinate CIE 1964
Δuv	y	u
0.0054	0.347	0.196

CQS: 87.5



Color Rendering Index	Red Component	Color Quality Scale
CRI	CRI - R9	CQS
85.3	52.0	87.5

Television Lighting Consistency Index	Color Fidelity	Color Gamut
TLCI	TM30 - Rf	TM30 Rg
65	87.5	109.8

Photometric & Chromaticity Report

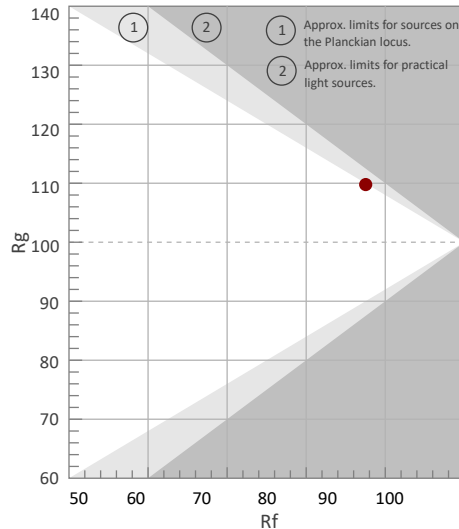
WELL Pod 2: Standard Optics - Full Power - 12 hours

TM-30 Details

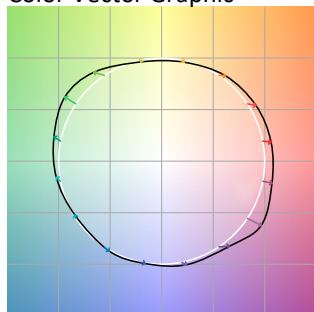
Rf 87.5
Fidelity Index
(Rg)

Rg 109.8
Gammut Index (Rg)

Hue Bin	R _f	Graphic shifts (%)	
		Chroma	Hue
1	84	8%	-3%
2	86	6%	-6%
3	86	3%	-5%
4	92	-2%	-3%
5	92	-2%	1%
6	85	8%	7%
7	80	13%	1%
8	85	7%	-3%
9	90	3%	-5%
10	91	-1%	-3%
11	89	1%	6%
12	94	0%	4%
13	93	3%	4%
14	83	5%	9%
15	83	15%	2%
16	84	9%	0%



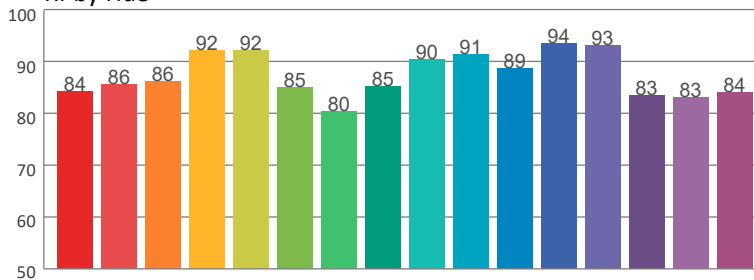
Color Vector Graphic



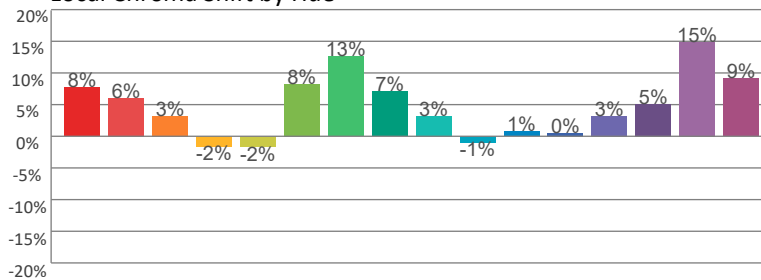
Color Distortion Graphic



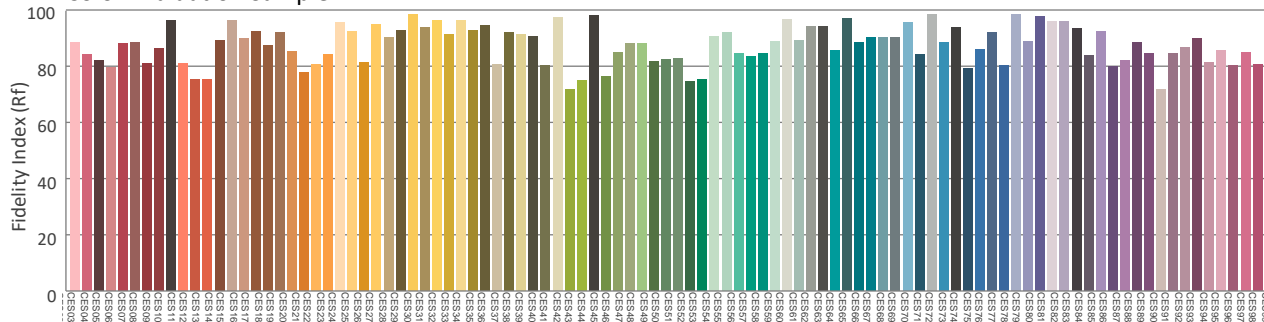
Rf by Hue



Local Chroma Shift by Hue



Color Evaluation Sample



Photometric & Chromaticity Report

WELL Pod 2: Standard Optics - Full Power - 8 hours

Report Summary

Measurements

Fixture Output: 528 lm
Fixture Peak: 7984 cd
Fixture Efficacy: n/a lm/W
Intensity @ 5m: 319 lux
Color Temperature: 6117 K
CRI: 85.8 CRI R9 Value: 53.1
CQS: 87.9
TLCI: 67
TM-30 Rf: 87.8
TM-30 Rg: 109.5
Beam Angle (50%): 11.6°
Field Angle (10%): 21.6°
Cutoff Angle (3%): 36.9°

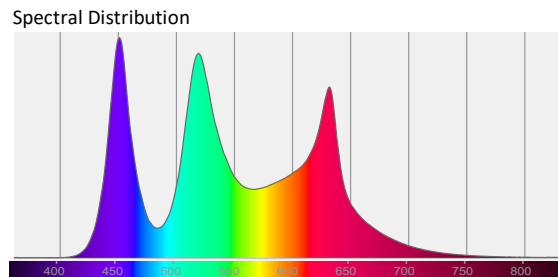
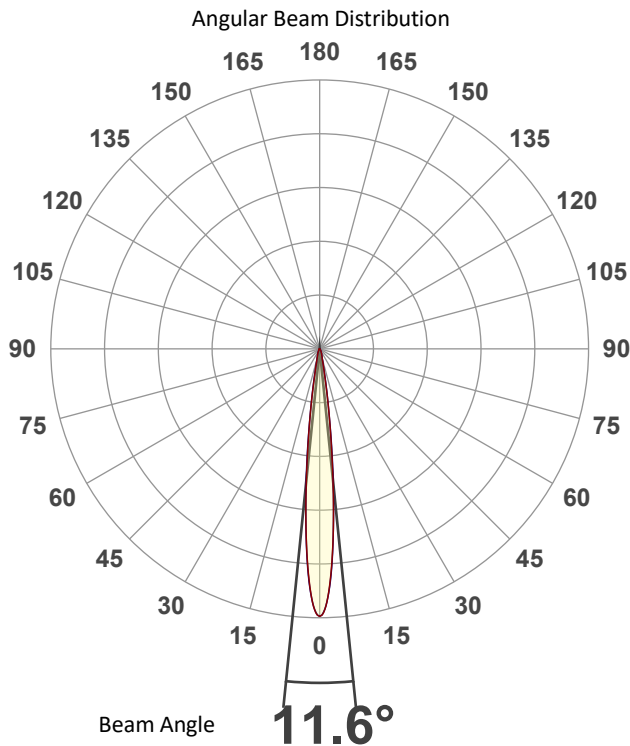


Conditions

AC Supply: 119 V, 60 Hz
Power: 0.0 W
Current: 0.000 A
Power Factor: n/a

This data sheet conforms to American National Standard E1.9 – 2007 (R2017). All data was measured and calculated by a Viso Systems LabSpion Goniometer at the Chauvet PD Optics Laboratory in Davie, FL on 1/7/2025 to LM-63-2002 Standards.


Overall Measurement



Tested Color (CIE 1931):

X: 0.319

Y: 0.346



Light Quality

CRI: 85.8

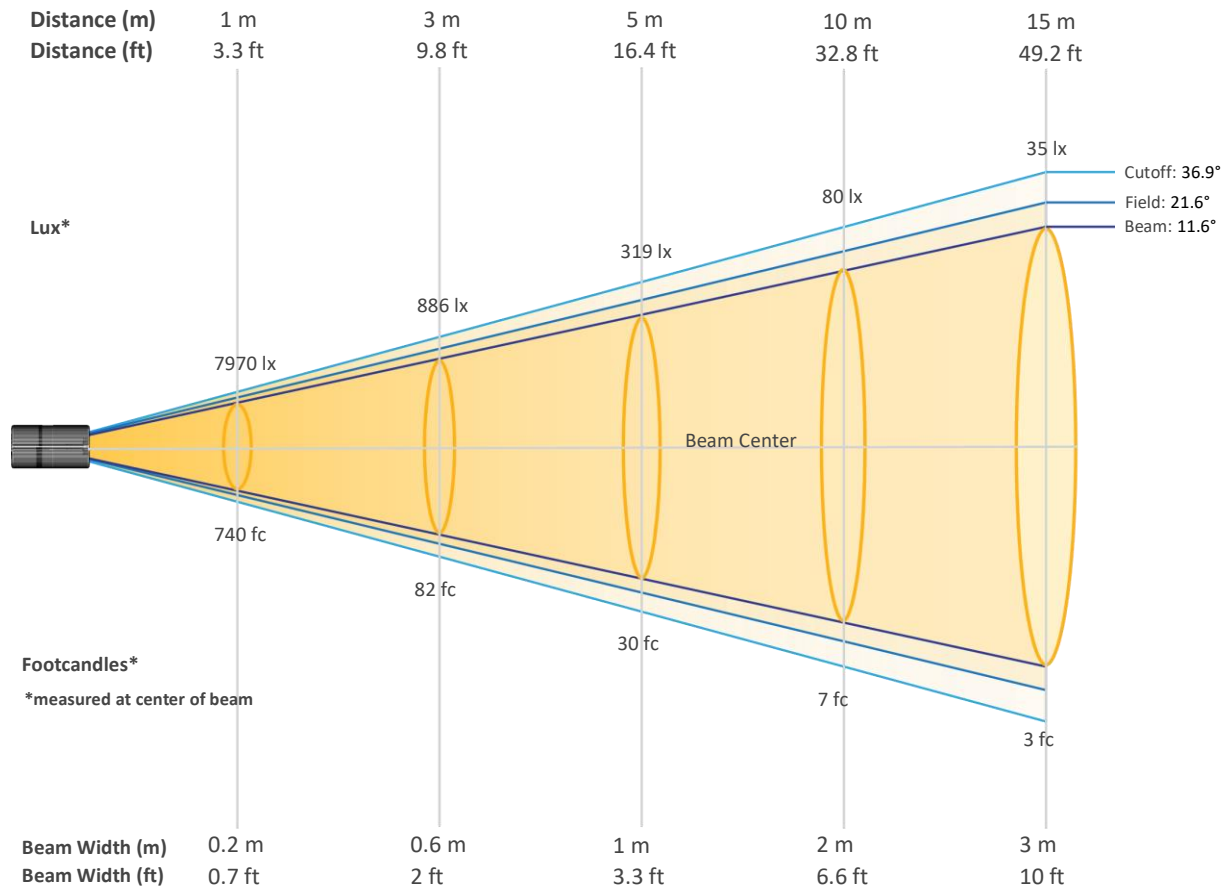
Color Temperature

6117 K

Photometric & Chromaticity Report

WELL Pod 2: Standard Optics - Full Power - 8 hours

Beam Details

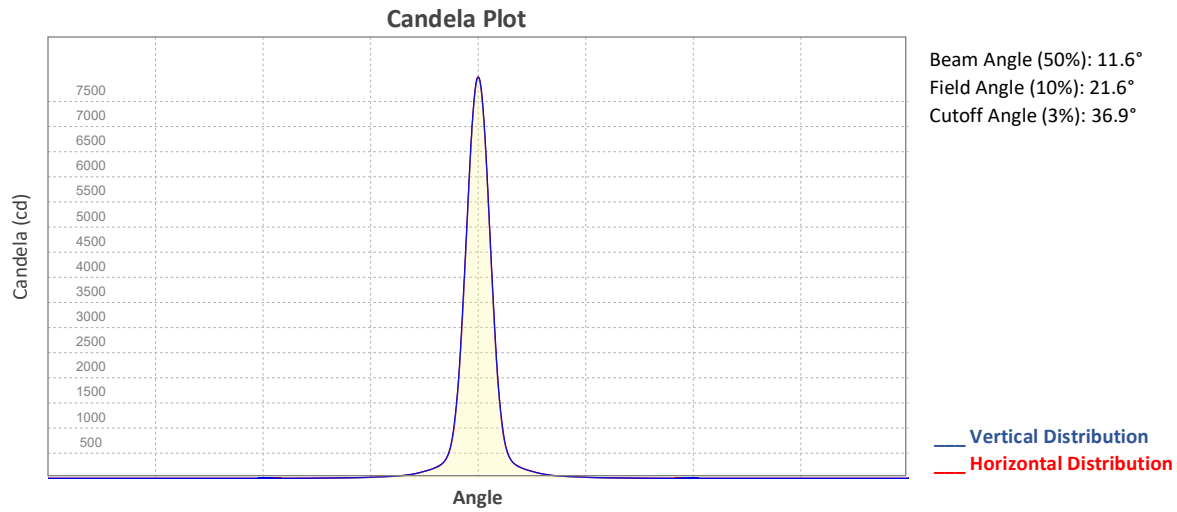


Beam Intensities from 1-20m (3.3-65.6ft)

Distance	1m	2m	3m	4m	5m	6m	7m	8m	9m	10m
Lux	7970	1993	886	498	319	221	163	125	98	80
Distance	11m	12m	13m	14m	15m	16m	17m	18m	19m	20m
Lux	66	55	47	41	35	31	28	25	22	20
Distance	3.3ft	6.6ft	9.8ft	13.1ft	16.4ft	19.7ft	23ft	26.2ft	29.5ft	32.8ft
FC	740	185	82	46	30	21	15	12	9	7
Distance	36.1ft	39.4ft	42.7ft	45.9ft	49.2ft	52.5ft	55.8ft	59.1ft	62.3ft	65.6ft
FC	6	5	4	4	3	3	3	2	2	2

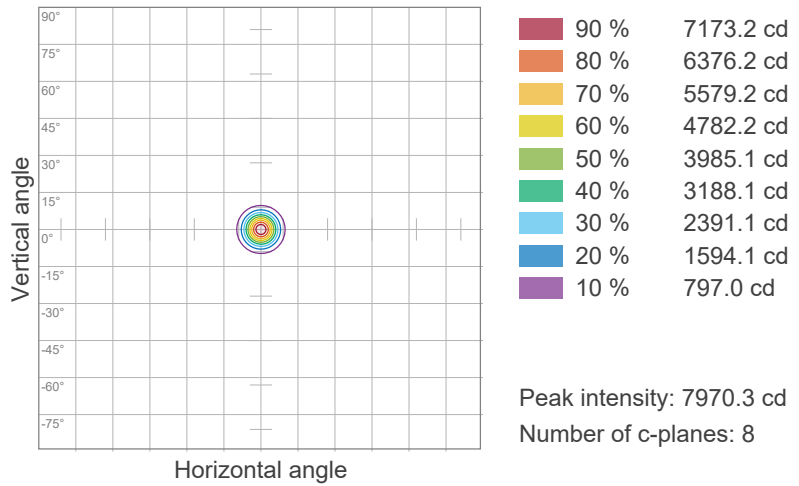
Photometric & Chromaticity Report

WELL Pod 2: Standard Optics - Full Power - 8 hours

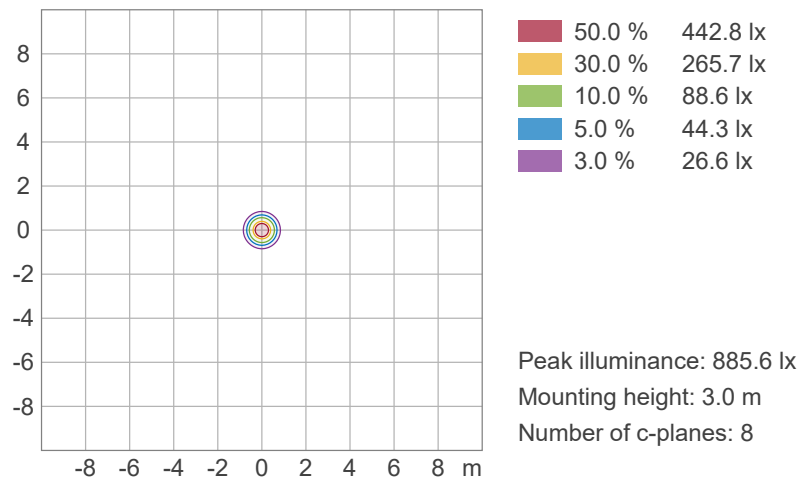


ISO Diagrams

ISO Candela Diagram



ISO Lux Diagram

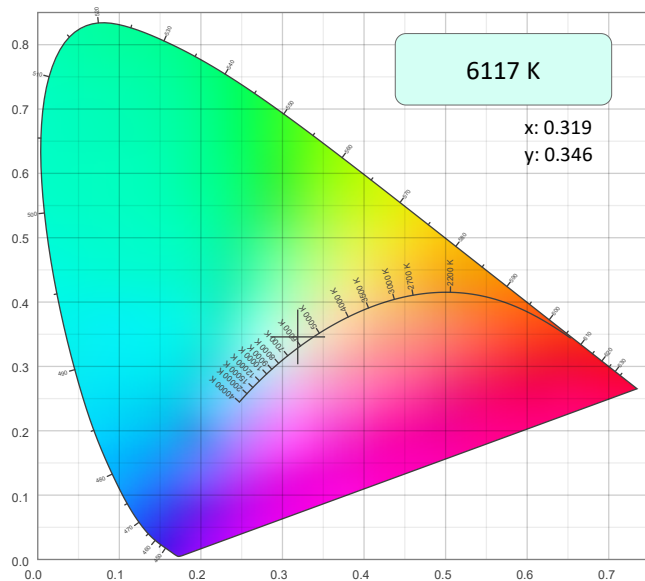


Photometric & Chromaticity Report

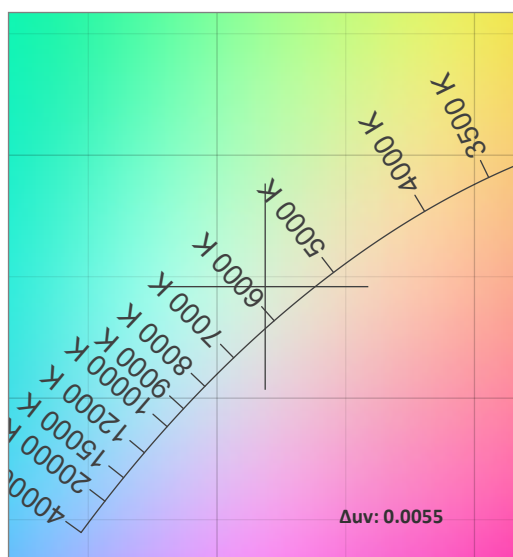
WELL Pod 2: Standard Optics - Full Power - 8 hours

Chromaticity

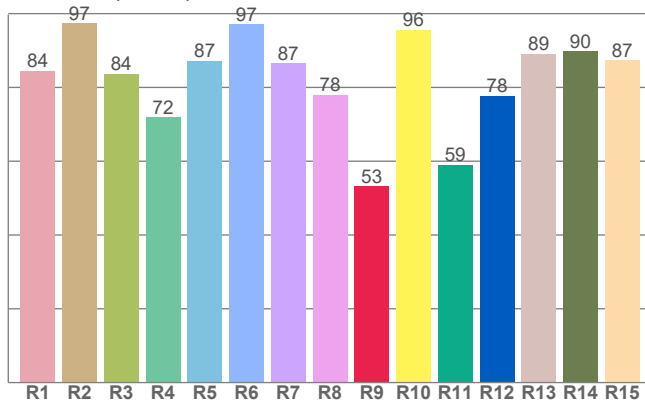
CIE 1931



CIE 1931 - Zoom



CRI: 85.8 (R1-R8)

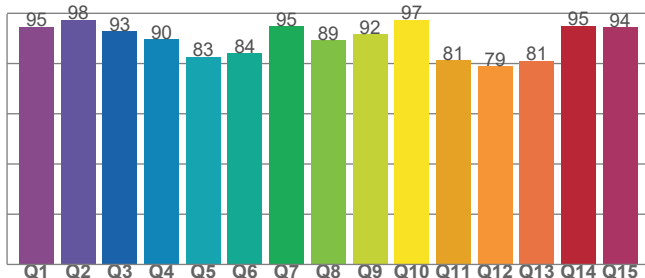


Color Parameters

Color Temperature	Color Coordinate CIE 1931	Color Coordinate CIE 1931
CCT	x	y
6117 K	0.319	0.346

Color Deviation from Black Body Curve	Color Coordinate CIE 1964	Color Coordinate CIE 1964
Δuv	y	u
0.0055	0.346	0.196

CQS: 87.9



Color Rendering Index	Red Component	Color Quality Scale
CRI	CRI - R9	CQS
85.8	53.1	87.9

Television Lighting Consistency Index	Color Fidelity	Color Gamut
TLCI	TM30 - Rf	TM30 Rg
67	87.8	109.5

Photometric & Chromaticity Report

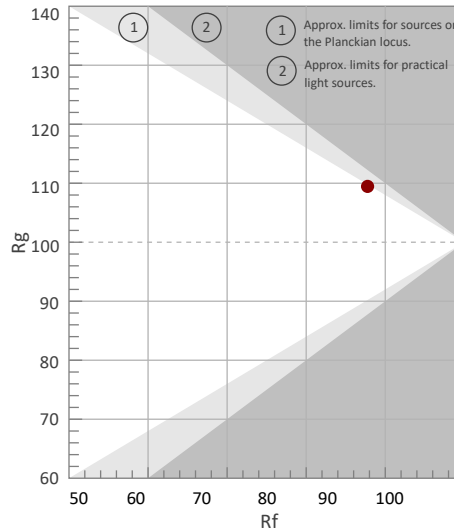
WELL Pod 2: Standard Optics - Full Power - 8 hours

TM-30 Details

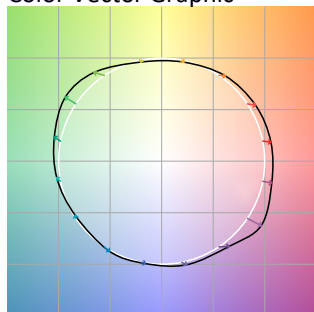
Rf 87.8
Fidelity Index
(Rg)

Rg 109.5
Gammut Index (Rg)

Hue Bin	Graphic shifts (%)		
	R _f	Chroma	Hue
1	85	8%	-3%
2	86	6%	-6%
3	87	3%	-5%
4	92	-2%	-2%
5	92	-2%	1%
6	85	8%	7%
7	81	12%	0%
8	86	7%	-3%
9	91	3%	-4%
10	92	-1%	-3%
11	88	1%	7%
12	94	0%	4%
13	93	3%	4%
14	84	5%	8%
15	83	15%	2%
16	84	9%	0%



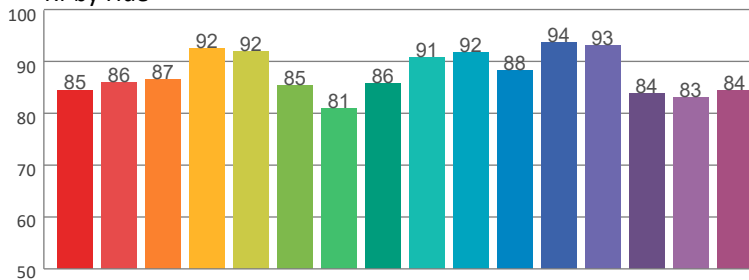
Color Vector Graphic



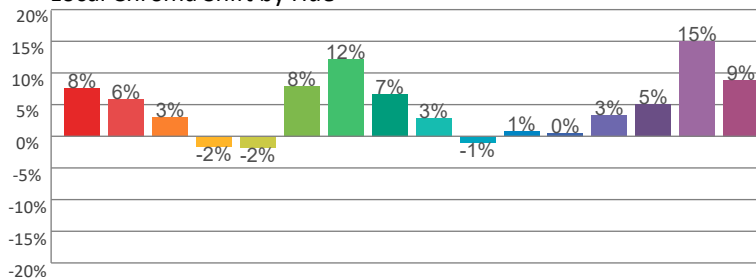
Color Distortion Graphic



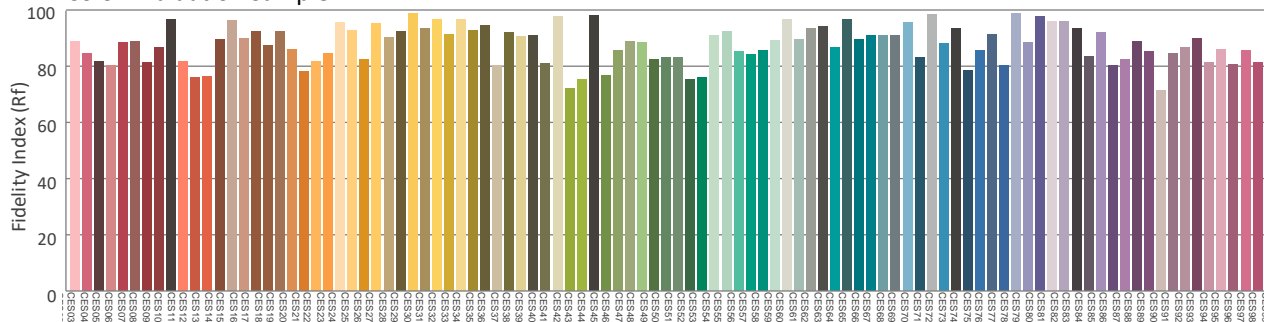
Rf by Hue



Local Chroma Shift by Hue



Color Evaluation Sample



Photometric & Chromaticity Report

WELL Pod 2: Standard Optics - Full Power - 5 hours

Report Summary

Measurements

Fixture Output: 834 lm
Fixture Peak: 12688 cd
Fixture Efficacy: n/a lm/W
Intensity @ 5m: 507 lux
Color Temperature: 6146 K
CRI: 86.2 CRI R9 Value: 54.4
CQS: 88.3
TLCI: 69
TM-30 Rf: 88.0
TM-30 Rg: 109.1
Beam Angle (50%): 11.5°
Field Angle (10%): 21.6°
Cutoff Angle (3%): 36.8°

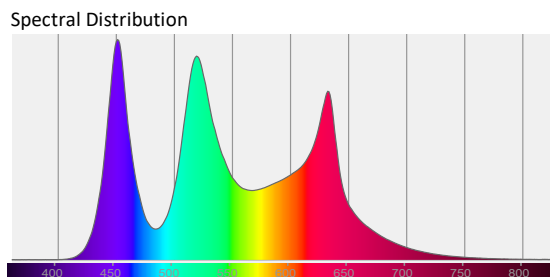
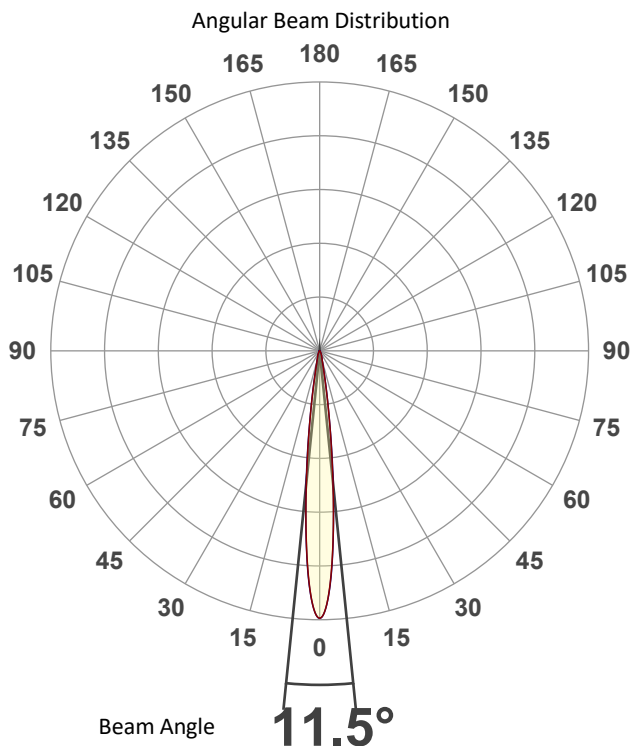


Conditions

AC Supply: 120 V, 60 Hz
Power: 0.0 W
Current: 0.000 A
Power Factor: n/a

This data sheet conforms to American National Standard E1.9 – 2007 (R2017). All data was measured and calculated by a Viso Systems LabSpion Goniometer at the Chauvet PD Optics Laboratory in Davie, FL on 1/7/2025 to LM-63-2002 Standards.


Overall Measurement



Tested Color (CIE 1931):

X: 0.318

Y: 0.346



Light Quality

CRI: 86.2

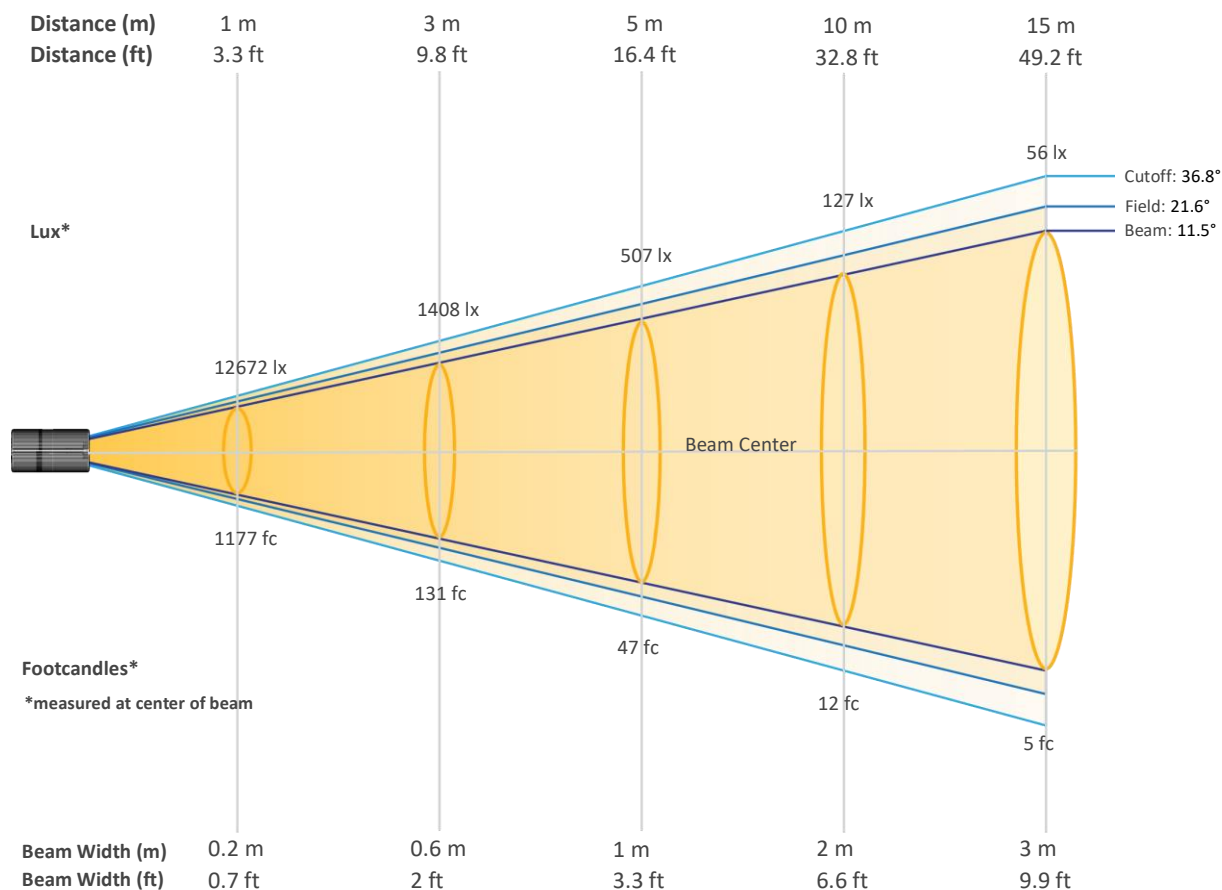
Color Temperature

6146 K

Photometric & Chromaticity Report

WELL Pod 2: Standard Optics - Full Power - 5 hours

Beam Details

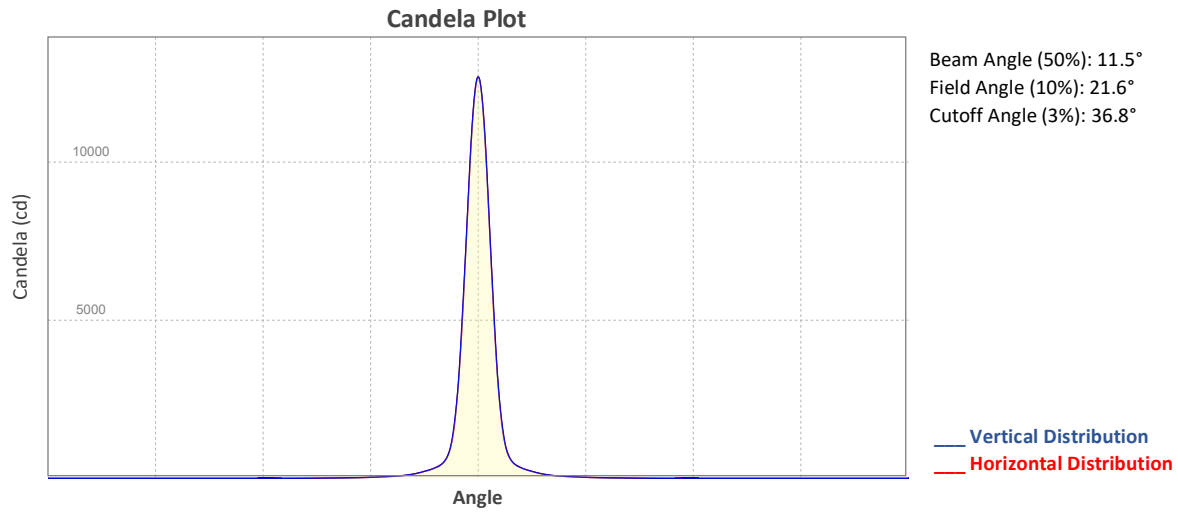


Beam Intensities from 1-20m (3.3-65.6ft)

Distance	1m	2m	3m	4m	5m	6m	7m	8m	9m	10m
Lux	12672	3168	1408	792	507	352	259	198	156	127
Distance	11m	12m	13m	14m	15m	16m	17m	18m	19m	20m
Lux	105	88	75	65	56	49	44	39	35	32
Distance	3.3ft	6.6ft	9.8ft	13.1ft	16.4ft	19.7ft	23ft	26.2ft	29.5ft	32.8ft
FC	1177	294	131	74	47	33	24	18	15	12
Distance	36.1ft	39.4ft	42.7ft	45.9ft	49.2ft	52.5ft	55.8ft	59.1ft	62.3ft	65.6ft
FC	10	8	7	6	5	5	4	4	3	3

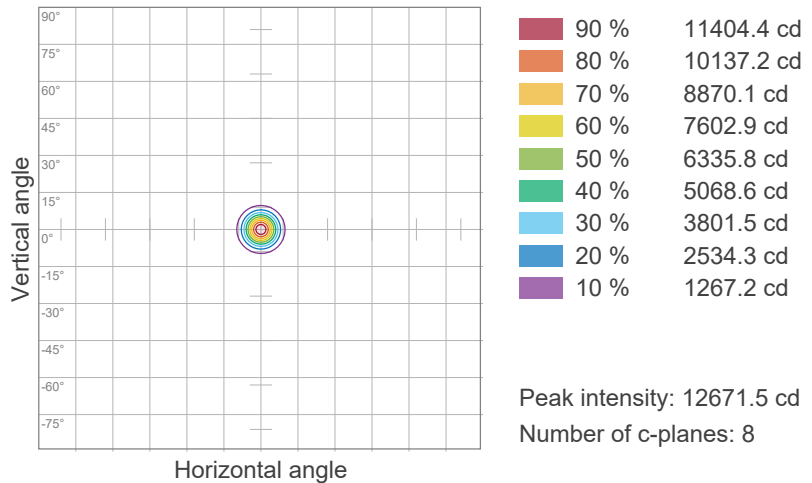
Photometric & Chromaticity Report

WELL Pod 2: Standard Optics - Full Power - 5 hours

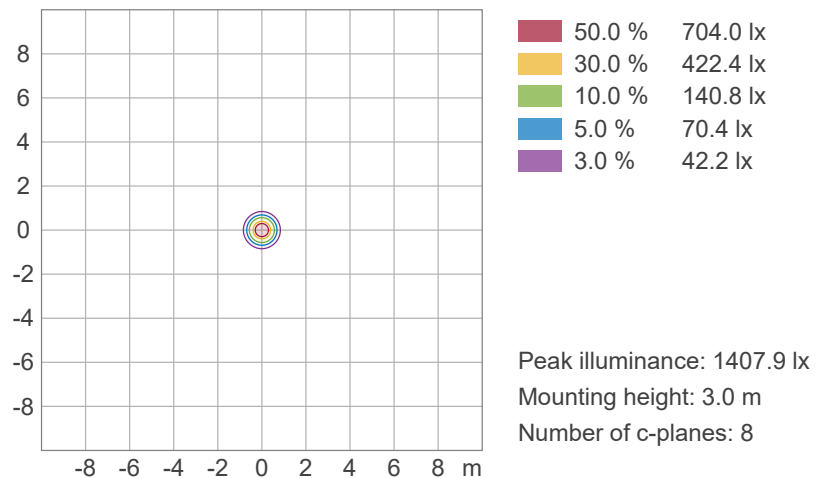


ISO Diagrams

ISO Candela Diagram



ISO Lux Diagram

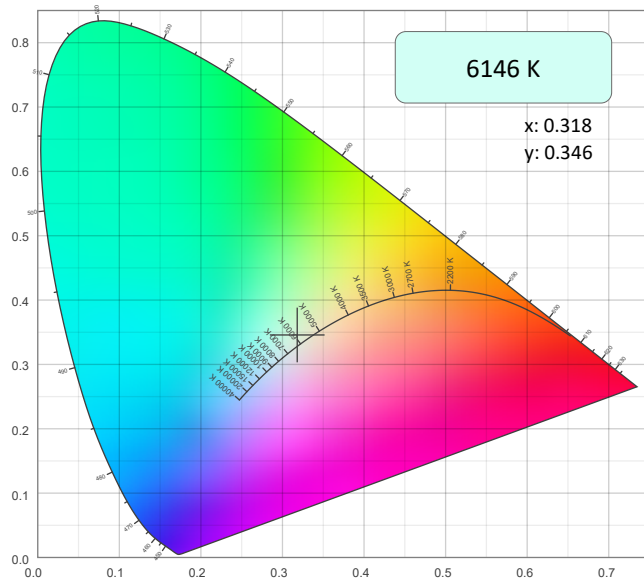


Photometric & Chromaticity Report

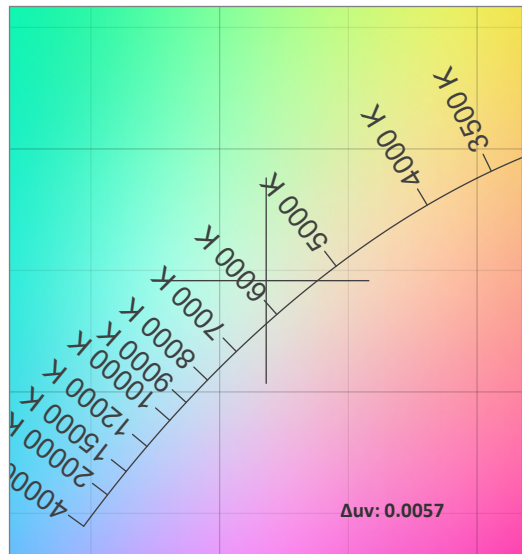
WELL Pod 2: Standard Optics - Full Power - 5 hours

Chromaticity

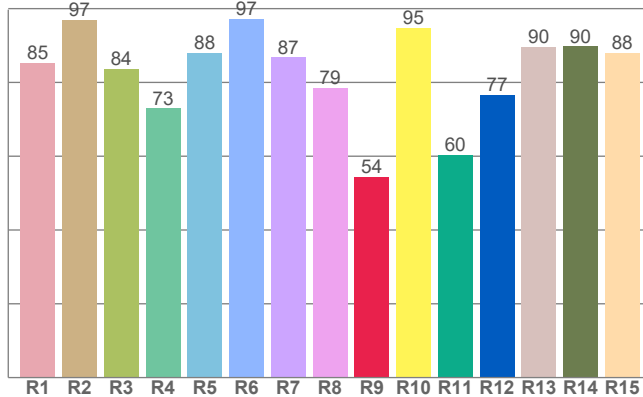
CIE 1931



CIE 1931 - Zoom



CRI: 86.2 (R1-R8)

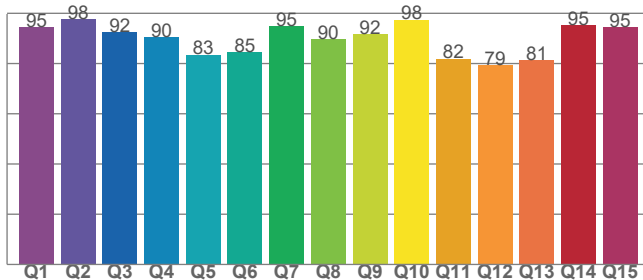


Color Parameters

Color Temperature	Color Coordinate CIE 1931	Color Coordinate CIE 1931
CCT	x	y
6146 K	0.318	0.346

Color Deviation from Black Body Curve	Color Coordinate CIE 1964	Color Coordinate CIE 1964
Δuv	y	u
0.0057	0.346	0.195

CQS: 88.3



Color Rendering Index	Red Component	Color Quality Scale
CRI	CRI - R9	CQS
86.2	54.4	88.3

Television Lighting Consistency Index	Color Fidelity	Color Gamut
TLCI	TM30 - Rf	TM30 Rg
69	88.0	109.1

Photometric & Chromaticity Report

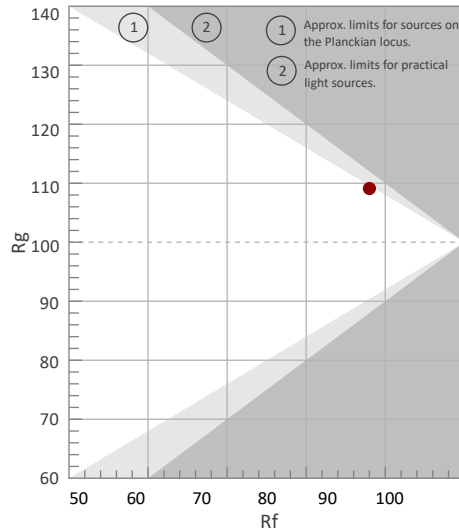
WELL Pod 2: Standard Optics - Full Power - 5 hours

TM-30 Details

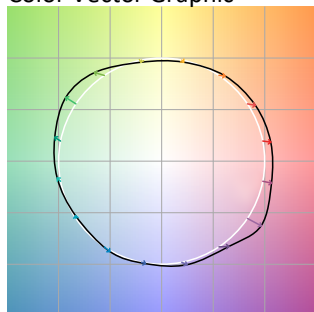
Rf 88.0
Fidelity Index (Rg)

Rg 109.1
Gammut Index (Rg)

Graphic shifts (%)			
Hue Bin	R _f	Chroma	Hue
1	85	7%	-3%
2	86	6%	-5%
3	87	3%	-5%
4	93	-2%	-2%
5	92	-2%	1%
6	86	8%	6%
7	82	12%	0%
8	86	6%	-2%
9	91	3%	-4%
10	92	-1%	-2%
11	88	1%	7%
12	94	0%	4%
13	93	3%	4%
14	84	5%	8%
15	83	15%	1%
16	85	9%	0%



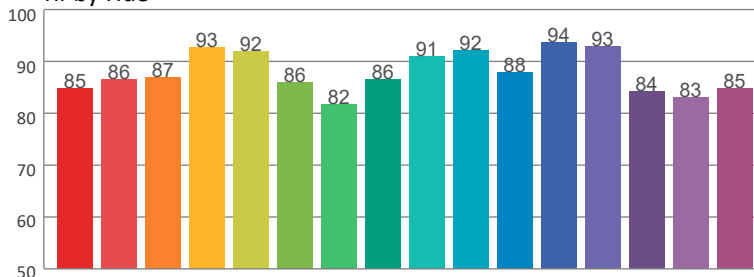
Color Vector Graphic



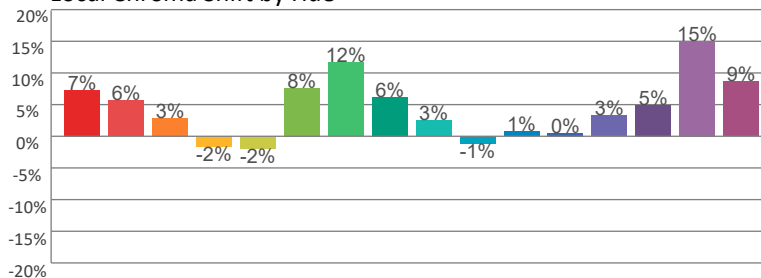
Color Distortion Graphic



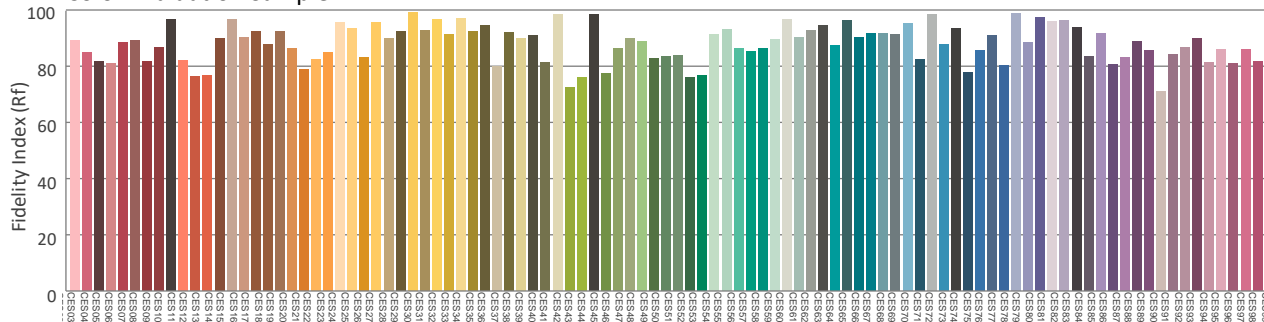
Rf by Hue



Local Chroma Shift by Hue



Color Evaluation Sample



Photometric & Chromaticity Report

WELL Pod 2: Standard Optics - Red Only - Off

Report Summary

Measurements

Fixture Output: 396 lm
Fixture Peak: 5216 cd
Fixture Efficacy: n/a lm/W
Intensity @ 5m: 209 lux
Color Temperature: 0 K
CRI: 0.0 CRI R9 Value: 0.0
CQS: 0.0
TLCI: n/a
TM-30 Rf: 0.0
TM-30 Rg: 0.0
Beam Angle (50%): 12.6°
Field Angle (10%): 23.1°
Cutoff Angle (3%): 38.7°

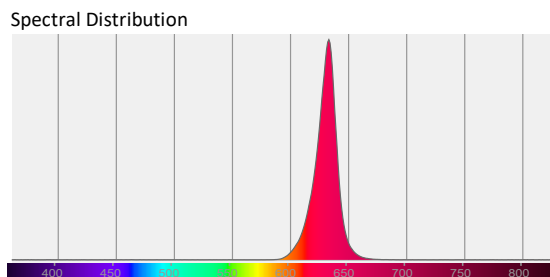
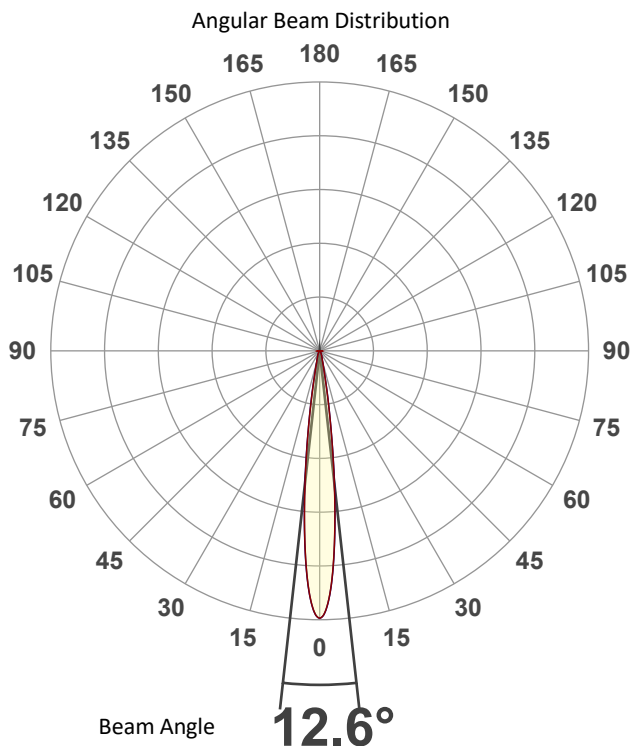


Conditions

AC Supply: 120 V, 60 Hz
Power: 0.0 W
Current: 0.000 A
Power Factor: n/a

This data sheet conforms to American National Standard E1.9 – 2007 (R2017). All data was measured and calculated by a Viso Systems LabSpion Goniometer at the Chauvet PD Optics Laboratory in Davie, FL on 1/7/2025 to LM-63-2002 Standards.

Overall Measurement



Tested Color (CIE 1931):

X: 0.698

Y: 0.301



Light Quality

CRI: 0.0

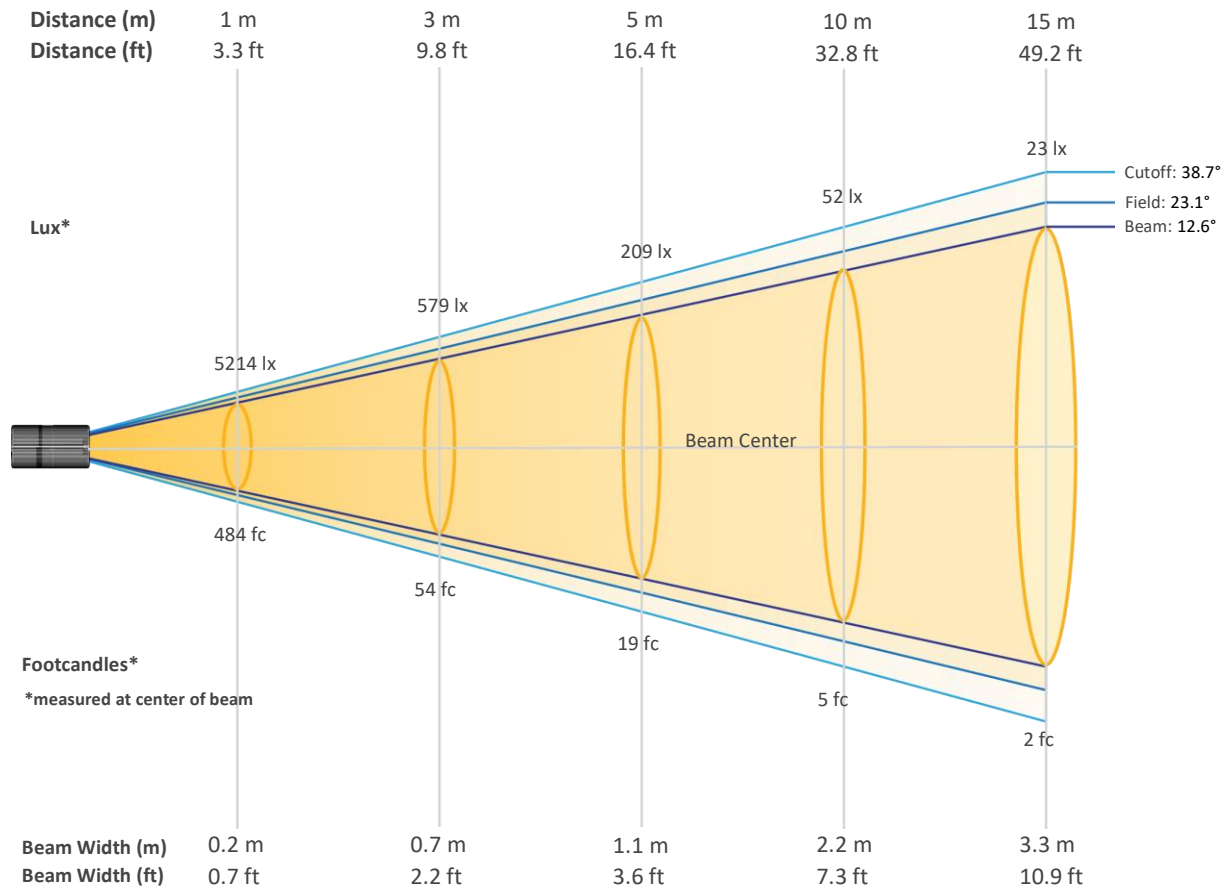
Color Temperature

0 K

Photometric & Chromaticity Report

WELL Pod 2: Standard Optics - Red Only - Off

Beam Details

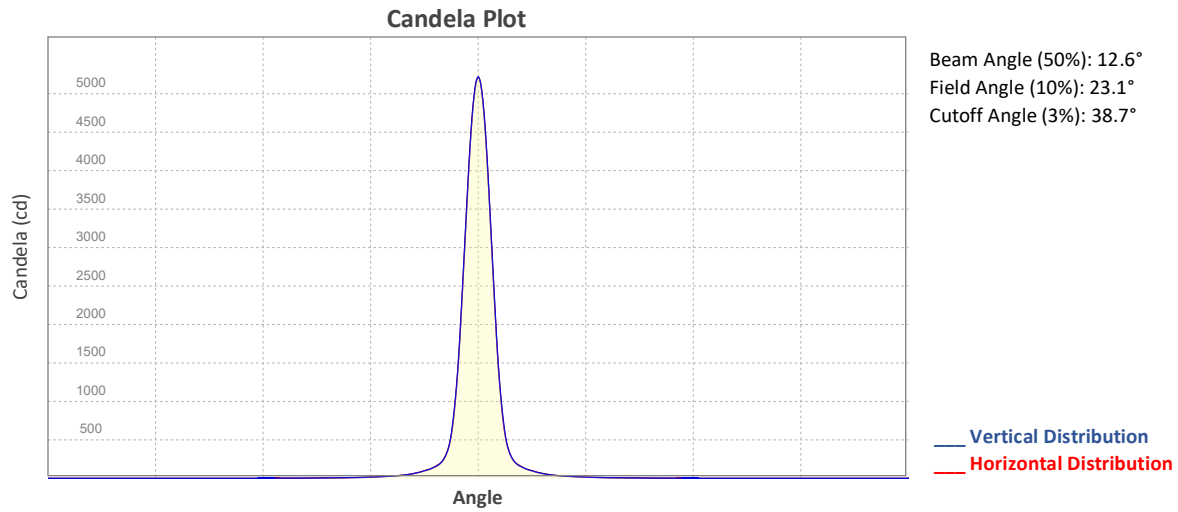


Beam Intensities from 1-20m (3.3-65.6ft)

Distance	1m	2m	3m	4m	5m	6m	7m	8m	9m	10m
Lux	5214	1304	579	326	209	145	106	81	64	52
Distance	11m	12m	13m	14m	15m	16m	17m	18m	19m	20m
Lux	43	36	31	27	23	20	18	16	14	13
Distance	3.3ft	6.6ft	9.8ft	13.1ft	16.4ft	19.7ft	23ft	26.2ft	29.5ft	32.8ft
FC	484	121	54	30	19	13	10	8	6	5
Distance	36.1ft	39.4ft	42.7ft	45.9ft	49.2ft	52.5ft	55.8ft	59.1ft	62.3ft	65.6ft
FC	4	3	3	2	2	2	2	1	1	1

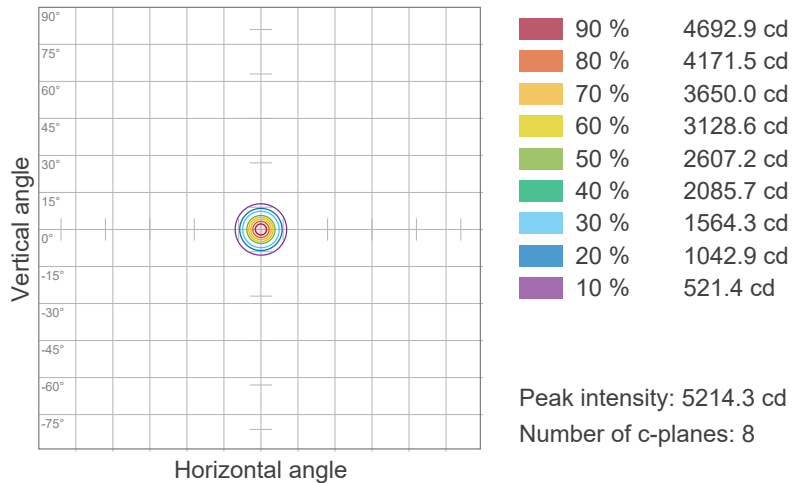
Photometric & Chromaticity Report

WELL Pod 2: Standard Optics - Red Only - Off

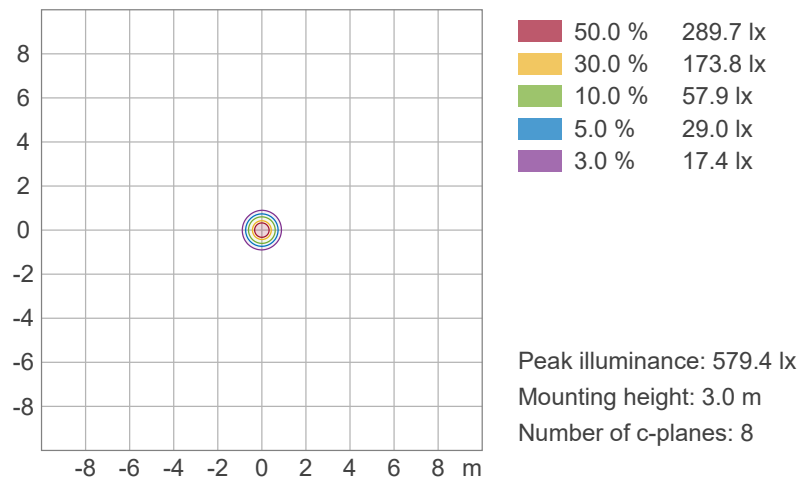


ISO Diagrams

ISO Candela Diagram



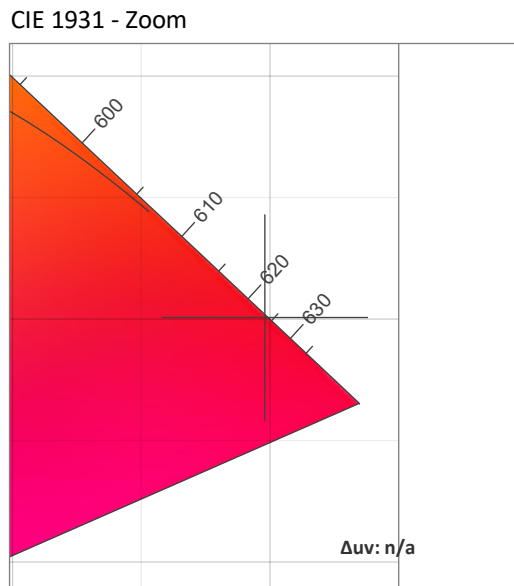
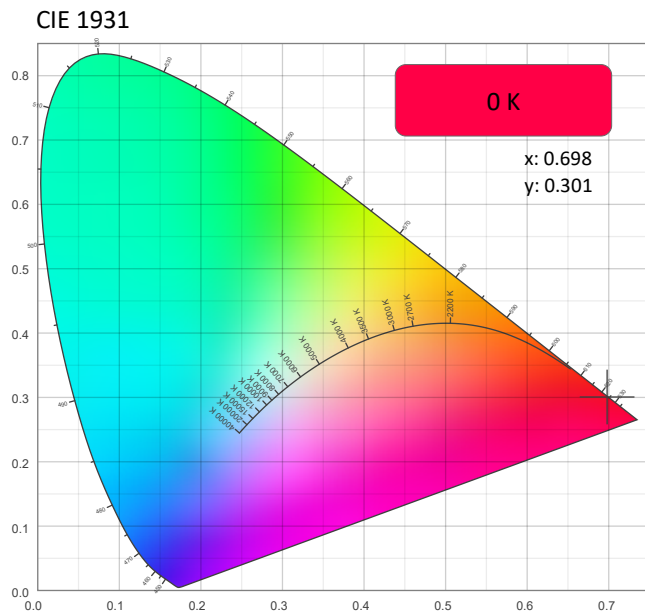
ISO Lux Diagram



Photometric & Chromaticity Report

WELL Pod 2: Standard Optics - Red Only - Off

Chromaticity



CRI: 0.0 (R1-R8)

0	0	0	0	0	0	0	0	0	0	0	0	0	0	0
R1	R2	R3	R4	R5	R6	R7	R8	R9	R10	R11	R12	R13	R14	R15

CQS: 0.0

0	0	0	0	0	0	0	0	0	0	0	0	0	0	0
Q1	Q2	Q3	Q4	Q5	Q6	Q7	Q8	Q9	Q10	Q11	Q12	Q13	Q14	Q15

Color Parameters

Color Temperature	Color Coordinate CIE 1931	Color Coordinate CIE 1931
CCT	x	y
0 K	0.698	0.301

Color Deviation from Black Body Curve	Color Coordinate CIE 1964	Color Coordinate CIE 1964
Δuv	y	u
n/a	0.301	0.536

Color Rendering Index	Red Component	Color Quality Scale
CRI	CRI - R9	CQS
0.0	0.0	0.0

Television Lighting Consistency Index	Color Fidelity	Color Gamut
TLCI	TM30 - Rf	TM30 Rg
n/a	0.0	0.0



Photometric & Chromaticity Report

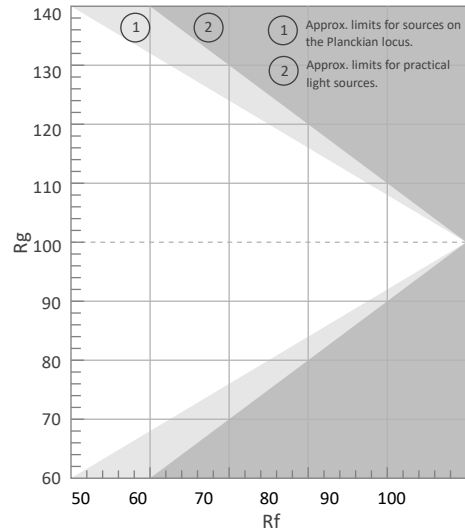
WELL Pod 2: Standard Optics - Red Only - Off

TM-30 Details


Rf 0.0
Fidelity Index (Rg)

Rg 0.0
Gammut Index (Rg)


Hue Bin	Rf	Graphic shifts (%)	
		Chroma	Hue
1	0	0%	0%
2	0	0%	0%
3	0	0%	0%
4	0	0%	0%
5	0	0%	0%
6	0	0%	0%
7	0	0%	0%
8	0	0%	0%
9	0	0%	0%
10	0	0%	0%
11	0	0%	0%
12	0	0%	0%
13	0	0%	0%
14	0	0%	0%
15	0	0%	0%
16	0	0%	0%




Color Vector Graphic




Color Distortion Graphic




Rf by Hue



Local Chroma Shift by Hue



Color Evaluation Sample



Photometric & Chromaticity Report

WELL Pod 2: Standard Optics - Red Only - AC

Report Summary

Measurements

Fixture Output: 433 lm
Fixture Peak: 5784 cd
Fixture Efficacy: 15 lm/W
Intensity @ 5m: 231 lux
Color Temperature: 0 K
CRI: 0.0 CRI R9 Value: 0.0
CQS: 0.0
TLCI: n/a
TM-30 Rf: 0.0
TM-30 Rg: 0.0
Beam Angle (50%): 12.7°
Field Angle (10%): 23.1°
Cutoff Angle (3%): 38.8°

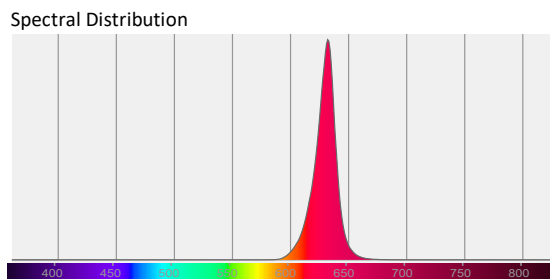
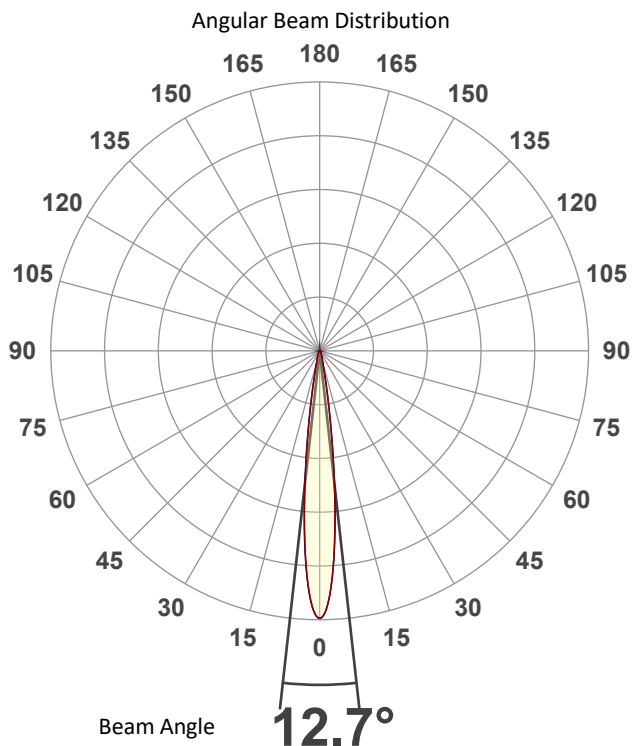


Conditions

AC Supply: 119 V, 60 Hz
Power: 30.06 W
Current: 0.253 A
Power Factor: 0.99

This data sheet conforms to American National Standard E1.9 – 2007 (R2017). All data was measured and calculated by a Viso Systems LabSpion Goniometer at the Chauvet PD Optics Laboratory in Davie, FL on 1/7/2025 to LM-63-2002 Standards.

Overall Measurement



Tested Color (CIE 1931):
X: 0.698
Y: 0.302



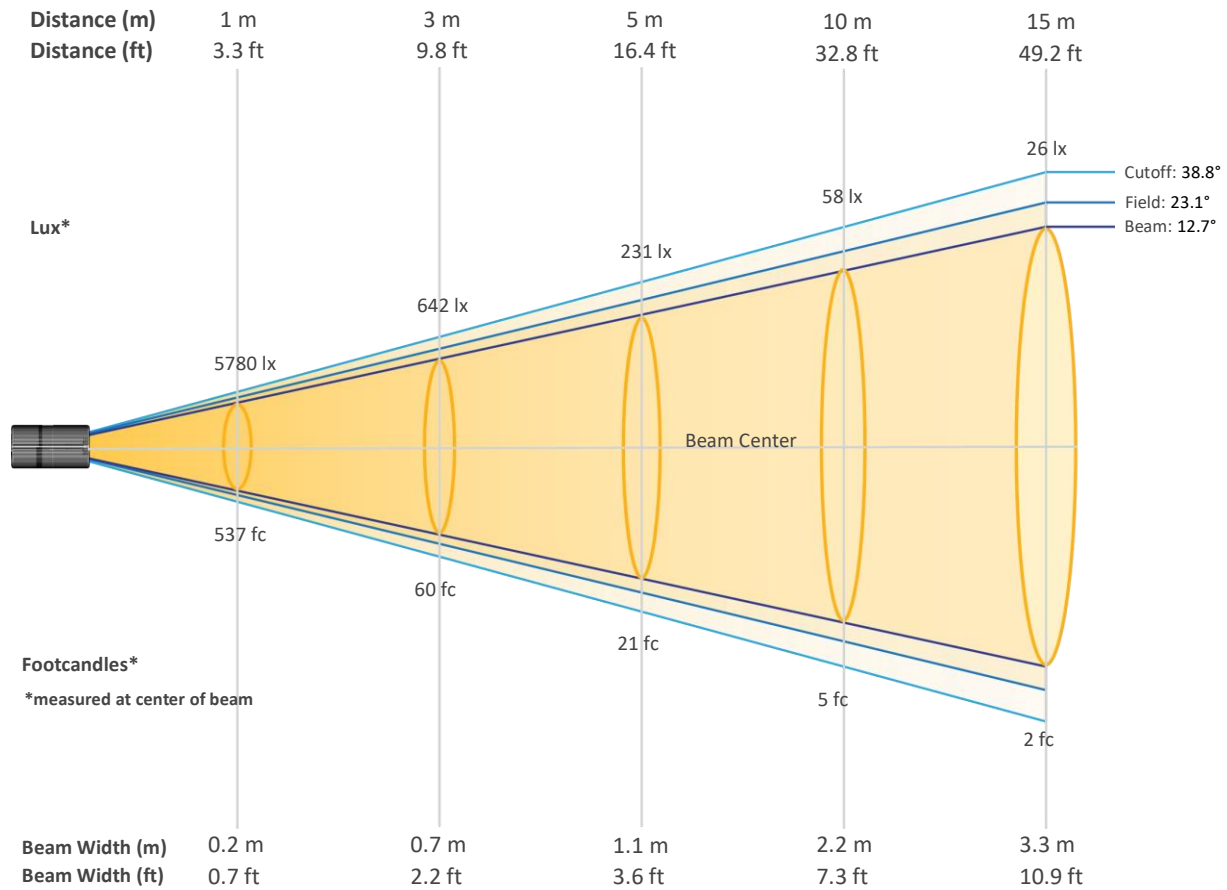
Light Quality
CRI: 0.0

Color Temperature
0 K

Photometric & Chromaticity Report

WELL Pod 2: Standard Optics - Red Only - AC

Beam Details

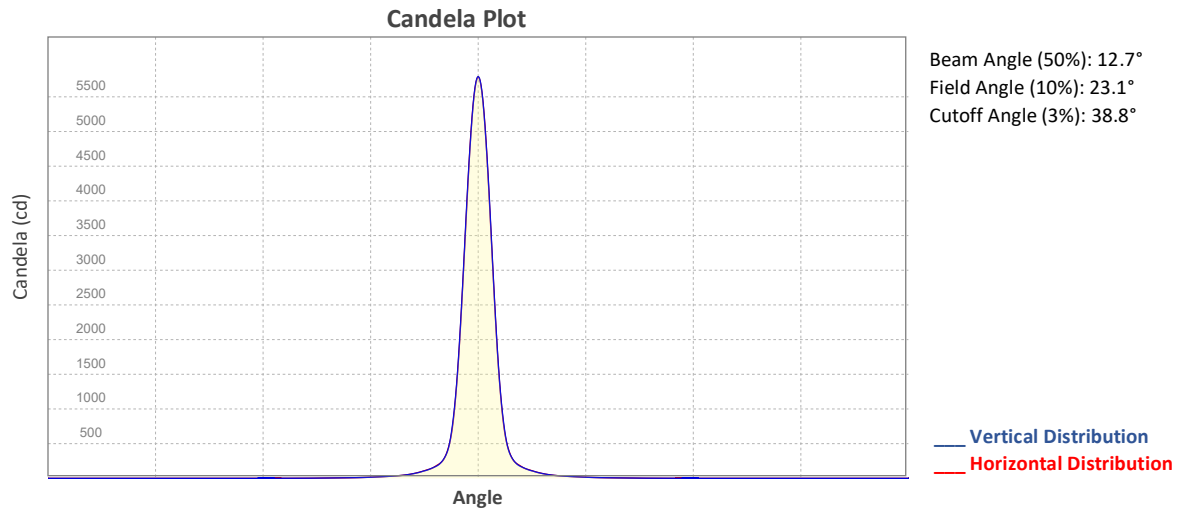


Beam Intensities from 1-20m (3.3-65.6ft)

Distance	1m	2m	3m	4m	5m	6m	7m	8m	9m	10m
Lux	5780	1445	642	361	231	161	118	90	71	58
Distance	11m	12m	13m	14m	15m	16m	17m	18m	19m	20m
Lux	48	40	34	29	26	23	20	18	16	14
Distance	3.3ft	6.6ft	9.8ft	13.1ft	16.4ft	19.7ft	23ft	26.2ft	29.5ft	32.8ft
FC	537	134	60	34	21	15	11	8	7	5
Distance	36.1ft	39.4ft	42.7ft	45.9ft	49.2ft	52.5ft	55.8ft	59.1ft	62.3ft	65.6ft
FC	4	4	3	3	2	2	2	2	1	1

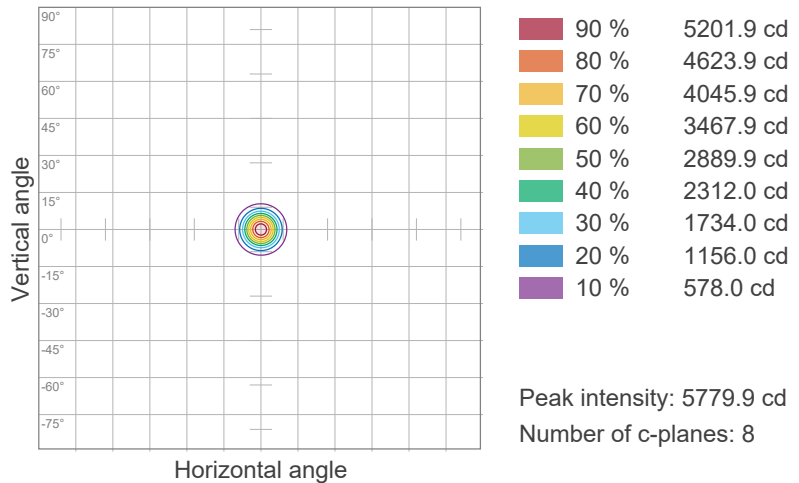
Photometric & Chromaticity Report

WELL Pod 2: Standard Optics - Red Only - AC

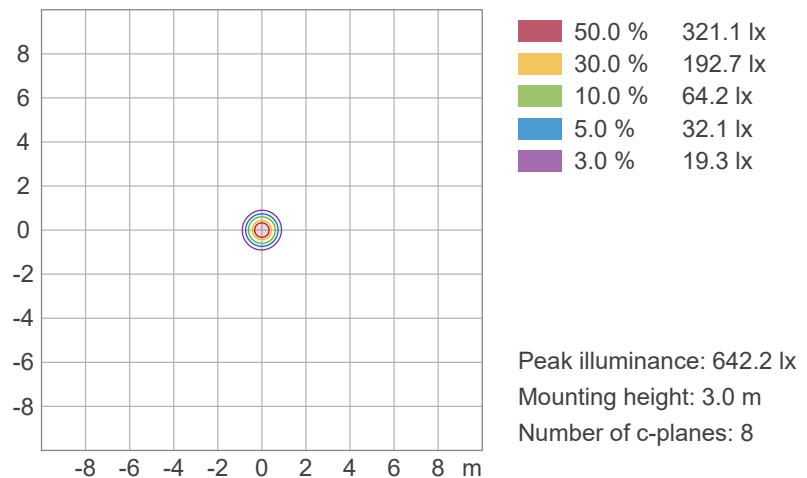


ISO Diagrams

ISO Candela Diagram



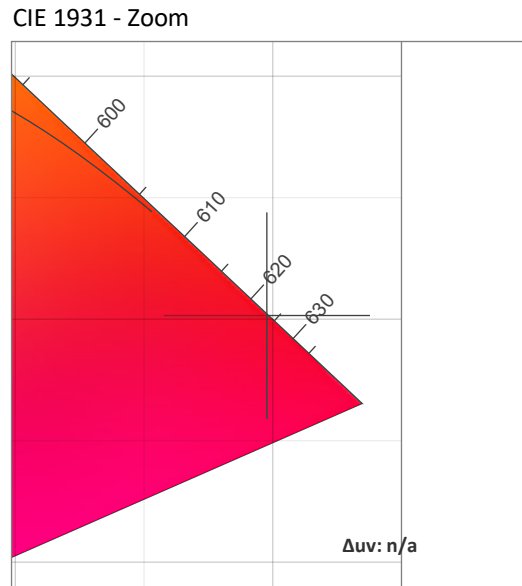
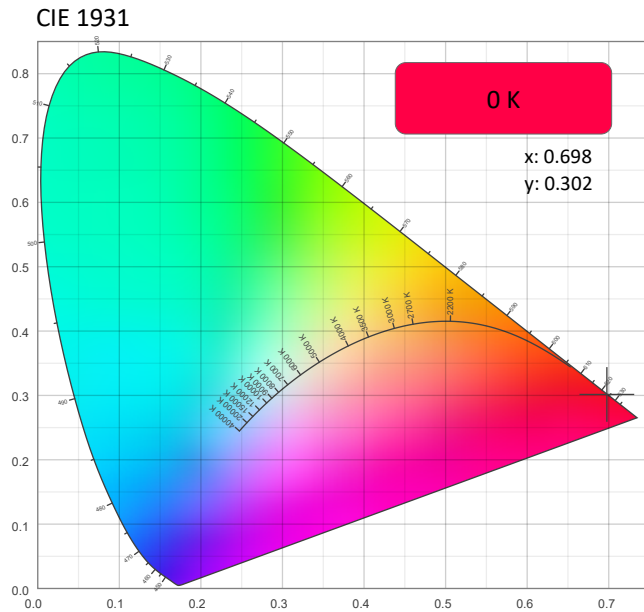
ISO Lux Diagram



Photometric & Chromaticity Report

WELL Pod 2: Standard Optics - Red Only - AC

Chromaticity



CRI: 0.0 (R1-R8)

0	0	0	0	0	0	0	0	0	0	0	0	0	0	0	0
R1	R2	R3	R4	R5	R6	R7	R8	R9	R10	R11	R12	R13	R14	R15	

CQS: 0.0

0	0	0	0	0	0	0	0	0	0	0	0	0	0	0	0
Q1	Q2	Q3	Q4	Q5	Q6	Q7	Q8	Q9	Q10	Q11	Q12	Q13	Q14	Q15	

Color Parameters

Color Temperature	Color Coordinate CIE 1931	Color Coordinate CIE 1931
CCT	x	y
0 K	0.698	0.302

Color Deviation from Black Body Curve	Color Coordinate CIE 1964	Color Coordinate CIE 1964
Δuv	y	u
n/a	0.302	0.534

Color Rendering Index	Red Component	Color Quality Scale
CRI	CRI - R9	CQS
0.0	0.0	0.0

Television Lighting Consistency Index	Color Fidelity	Color Gamut
TLCI	TM30 - Rf	TM30 Rg
n/a	0.0	0.0

Photometric & Chromaticity Report

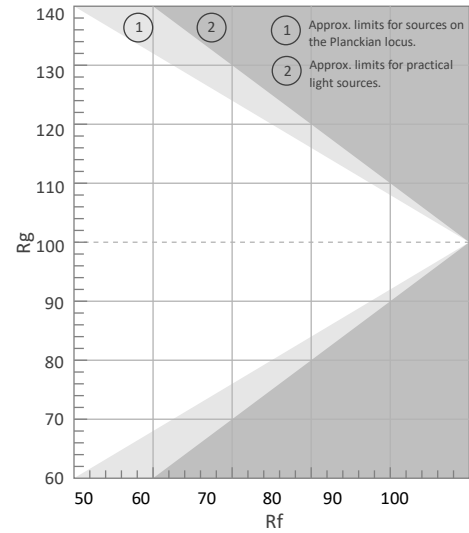
WELL Pod 2: Standard Optics - Red Only - AC

TM-30 Details


Rf 0.0
Fidelity Index (Rg)

Rg 0.0
Gammut Index (Rg)


Hue Bin	Rf	Graphic shifts (%)	
		Chroma	Hue
1	0	0%	0%
2	0	0%	0%
3	0	0%	0%
4	0	0%	0%
5	0	0%	0%
6	0	0%	0%
7	0	0%	0%
8	0	0%	0%
9	0	0%	0%
10	0	0%	0%
11	0	0%	0%
12	0	0%	0%
13	0	0%	0%
14	0	0%	0%
15	0	0%	0%
16	0	0%	0%




Color Vector Graphic



Color Distortion Graphic




Rf by Hue



Local Chroma Shift by Hue



Color Evaluation Sample



Photometric & Chromaticity Report

WELL Pod 2: Standard Optics - Red Only - 18 hours

Report Summary

Measurements

Fixture Output: 172 lm
Fixture Peak: 2278 cd
Fixture Efficacy: n/a lm/W
Intensity @ 5m: 91 lux
Color Temperature: 0 K
CRI: 0.0 CRI R9 Value: 0.0
CQS: 0.0
TLCI: n/a
TM-30 Rf: 0.0
TM-30 Rg: 0.0
Beam Angle (50%): 12.7°
Field Angle (10%): 23.2°
Cutoff Angle (3%): 38.8°

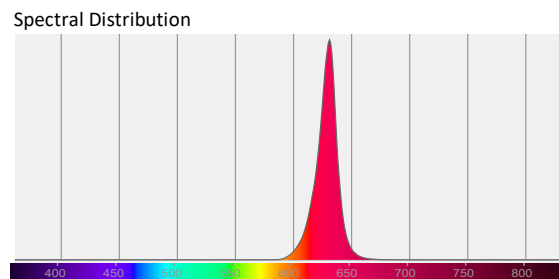
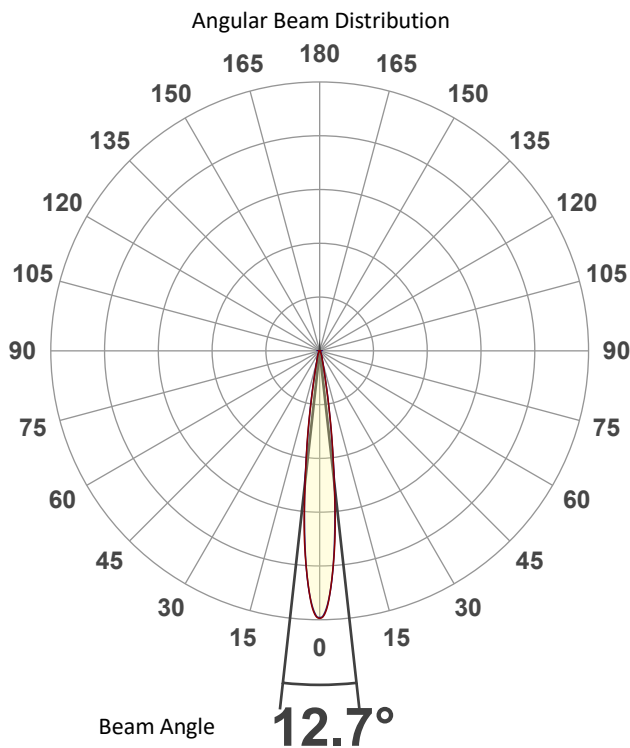


Conditions

AC Supply: 120 V, 60 Hz
Power: 0.0 W
Current: 0.000 A
Power Factor: n/a

This data sheet conforms to American National Standard E1.9 – 2007 (R2017). All data was measured and calculated by a Viso Systems LabSpion Goniometer at the Chauvet PD Optics Laboratory in Davie, FL on 1/7/2025 to LM-63-2002 Standards.

Overall Measurement



Tested Color (CIE 1931):

X: 0.696

Y: 0.303



Light Quality

CRI: 0.0

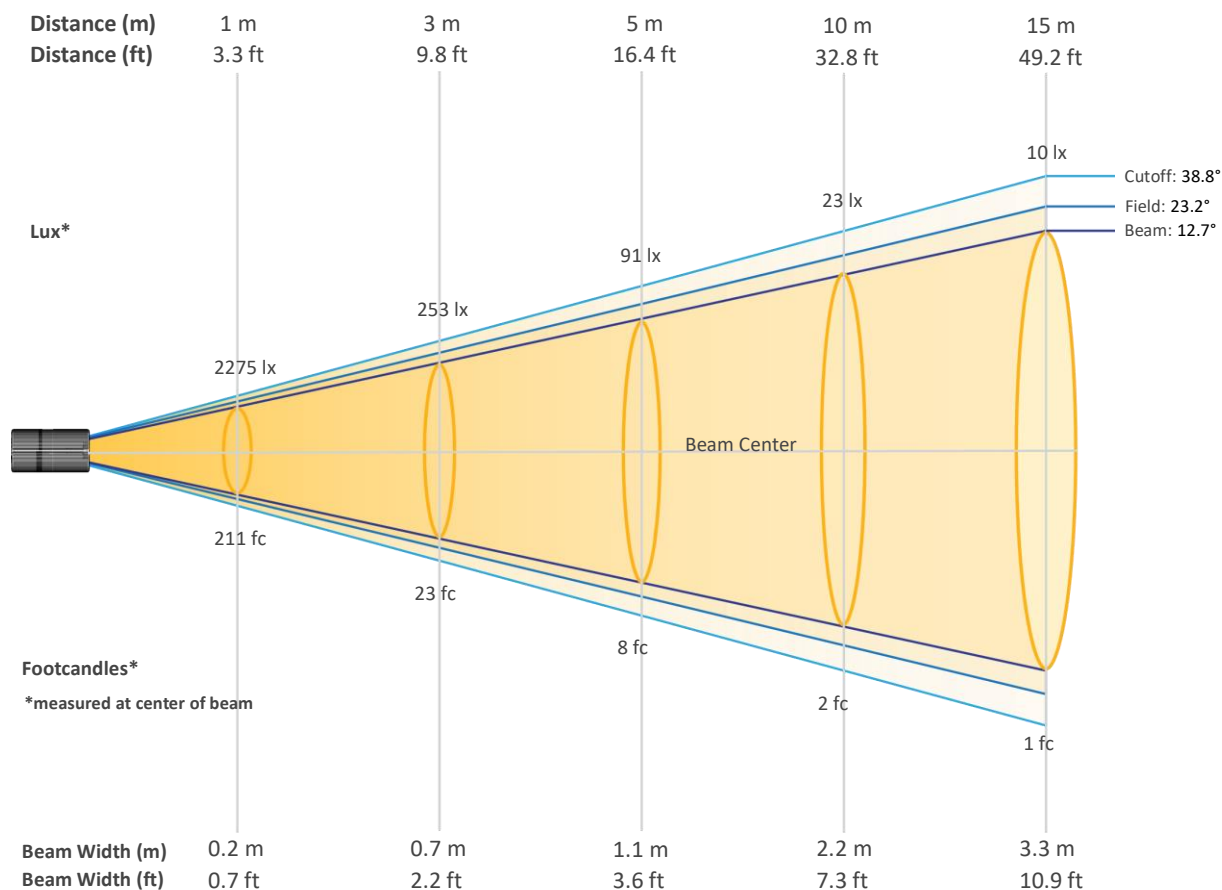
Color Temperature

0 K

Photometric & Chromaticity Report

WELL Pod 2: Standard Optics - Red Only - 18 hours

Beam Details

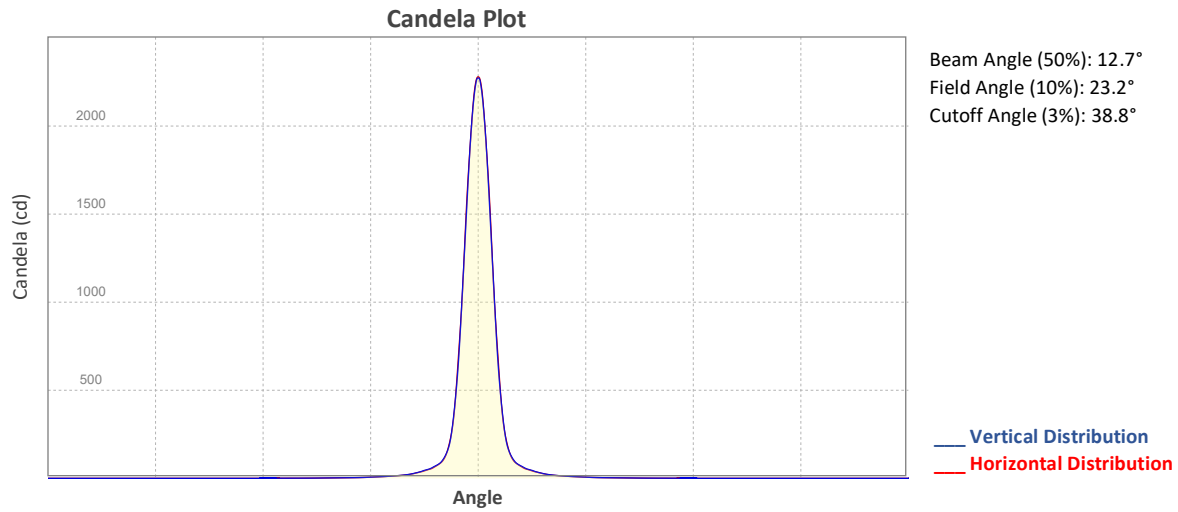


Beam Intensities from 1-20m (3.3-65.6ft)

Distance	1m	2m	3m	4m	5m	6m	7m	8m	9m	10m
Lux	2275	569	253	142	91	63	46	36	28	23
Distance	11m	12m	13m	14m	15m	16m	17m	18m	19m	20m
Lux	19	16	13	12	10	9	8	7	6	6
Distance	3.3ft	6.6ft	9.8ft	13.1ft	16.4ft	19.7ft	23ft	26.2ft	29.5ft	32.8ft
FC	211	53	23	13	8	6	4	3	3	2
Distance	36.1ft	39.4ft	42.7ft	45.9ft	49.2ft	52.5ft	55.8ft	59.1ft	62.3ft	65.6ft
FC	2	1	1	1	1	1	1	1	1	1

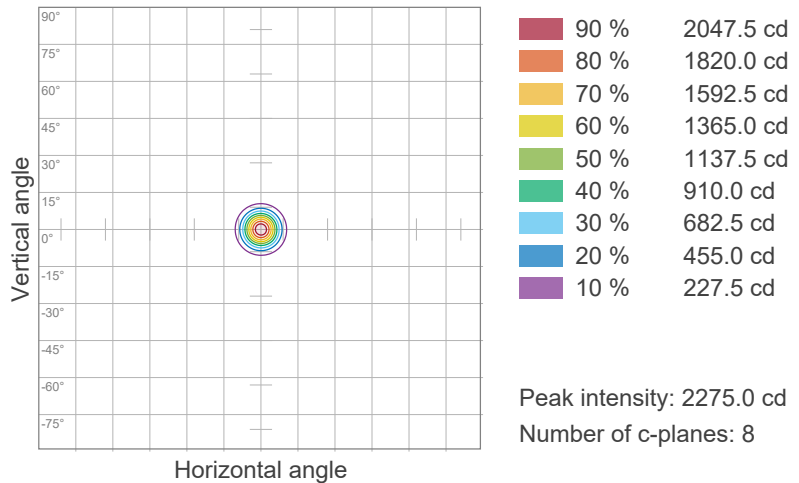
Photometric & Chromaticity Report

WELL Pod 2: Standard Optics - Red Only - 18 hours

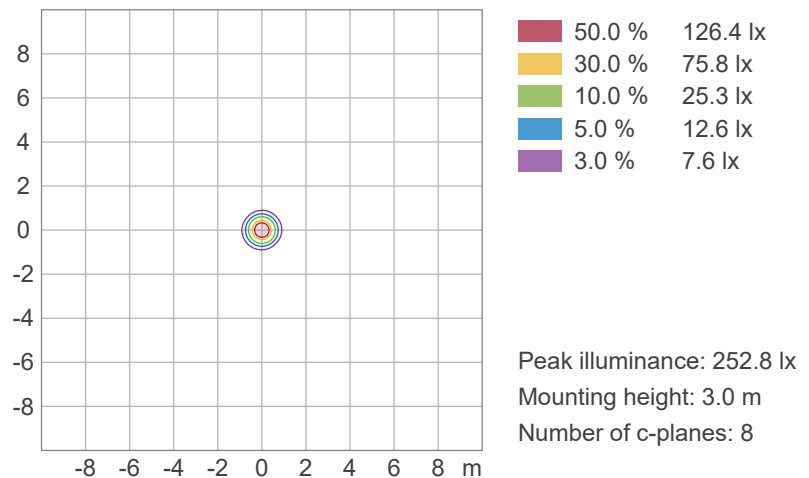


ISO Diagrams

ISO Candela Diagram



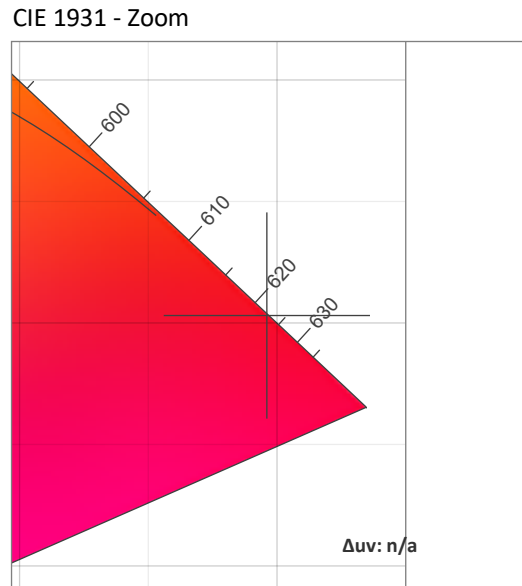
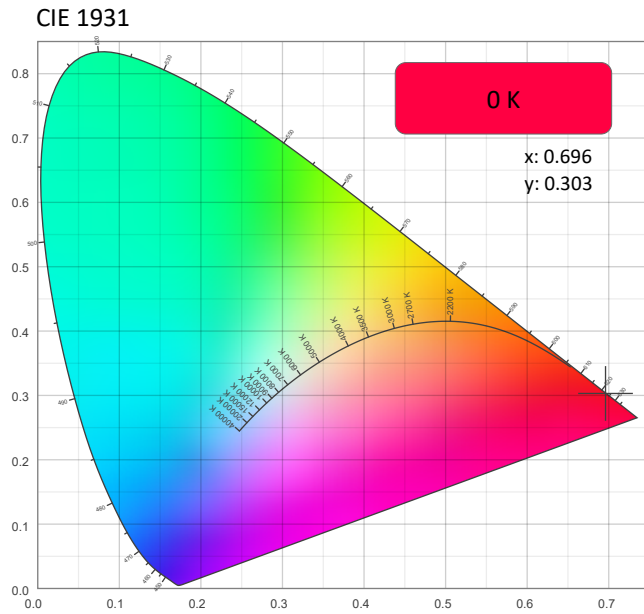
ISO Lux Diagram



Photometric & Chromaticity Report

WELL Pod 2: Standard Optics - Red Only - 18 hours

Chromaticity



CRI: 0.0 (R1-R8)

0	0	0	0	0	0	0	0	0	0	0	0	0	0	0
R1	R2	R3	R4	R5	R6	R7	R8	R9	R10	R11	R12	R13	R14	R15

CQS: 0.0

0	0	0	0	0	0	0	0	0	0	0	0	0	0	0
Q1	Q2	Q3	Q4	Q5	Q6	Q7	Q8	Q9	Q10	Q11	Q12	Q13	Q14	Q15

Color Parameters

Color Temperature	Color Coordinate CIE 1931	Color Coordinate CIE 1931
CCT	x	y
0 K	0.696	0.303

Color Deviation from Black Body Curve	Color Coordinate CIE 1964	Color Coordinate CIE 1964
Δuv	y	u
n/a	0.303	0.531

Color Rendering Index	Red Component	Color Quality Scale
CRI	CRI - R9	CQS
0.0	0.0	0.0

Television Lighting Consistency Index	Color Fidelity	Color Gamut
TLCI	TM30 - Rf	TM30 Rg
n/a	0.0	0.0

Photometric & Chromaticity Report

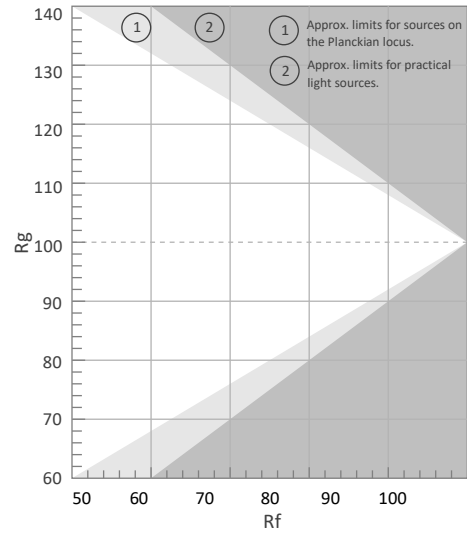
WELL Pod 2: Standard Optics - Red Only - 18 hours

TM-30 Details


Rf 0.0
Fidelity Index (Rg)

Rg 0.0
Gammut Index (Rg)


Hue Bin	Rf	Graphic shifts (%)	
		Chroma	Hue
1	0	0%	0%
2	0	0%	0%
3	0	0%	0%
4	0	0%	0%
5	0	0%	0%
6	0	0%	0%
7	0	0%	0%
8	0	0%	0%
9	0	0%	0%
10	0	0%	0%
11	0	0%	0%
12	0	0%	0%
13	0	0%	0%
14	0	0%	0%
15	0	0%	0%
16	0	0%	0%




Color Vector Graphic



Color Distortion Graphic




Rf by Hue



Local Chroma Shift by Hue



Color Evaluation Sample



Photometric & Chromaticity Report

WELL Pod 2: Standard Optics - Red Only - 12 hours

Report Summary

Measurements

Fixture Output: 267 lm
Fixture Peak: 3552 cd
Fixture Efficacy: n/a lm/W
Intensity @ 5m: 142 lux
Color Temperature: 0 K
CRI: 0.0 CRI R9 Value: 0.0
CQS: 0.0
TLCI: n/a
TM-30 Rf: 0.0
TM-30 Rg: 0.0
Beam Angle (50%): 12.7°
Field Angle (10%): 23.2°
Cutoff Angle (3%): 39°

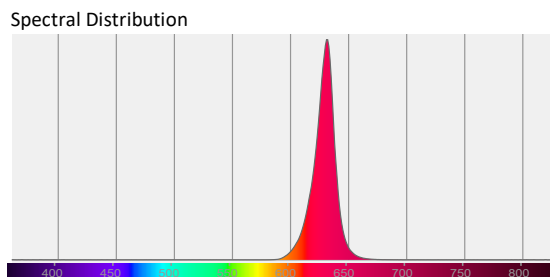
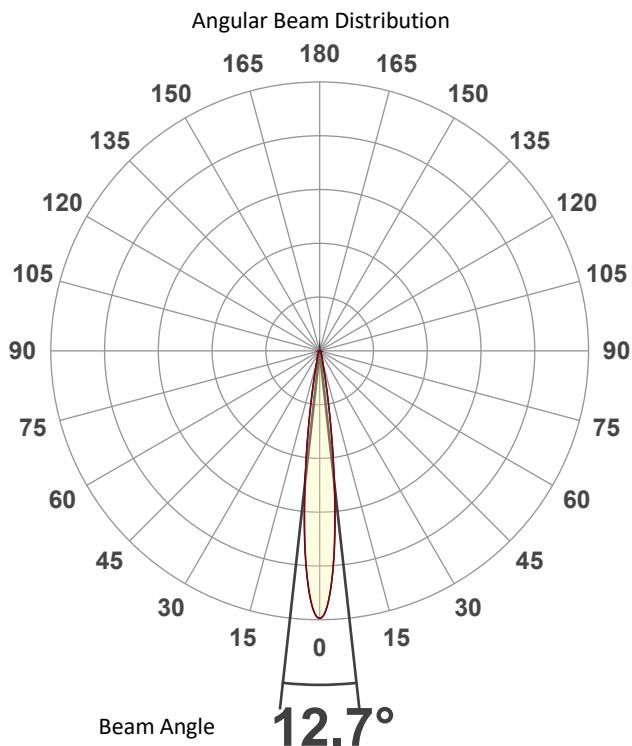


Conditions

AC Supply: 120 V, 60 Hz
Power: 0.0 W
Current: 0.000 A
Power Factor: n/a

This data sheet conforms to American National Standard E1.9 – 2007 (R2017). All data was measured and calculated by a Viso Systems LabSpion Goniometer at the Chauvet PD Optics Laboratory in Davie, FL on 1/7/2025 to LM-63-2002 Standards.

Overall Measurement



Tested Color (CIE 1931):

X: 0.697

Y: 0.302



Light Quality

CRI: 0.0

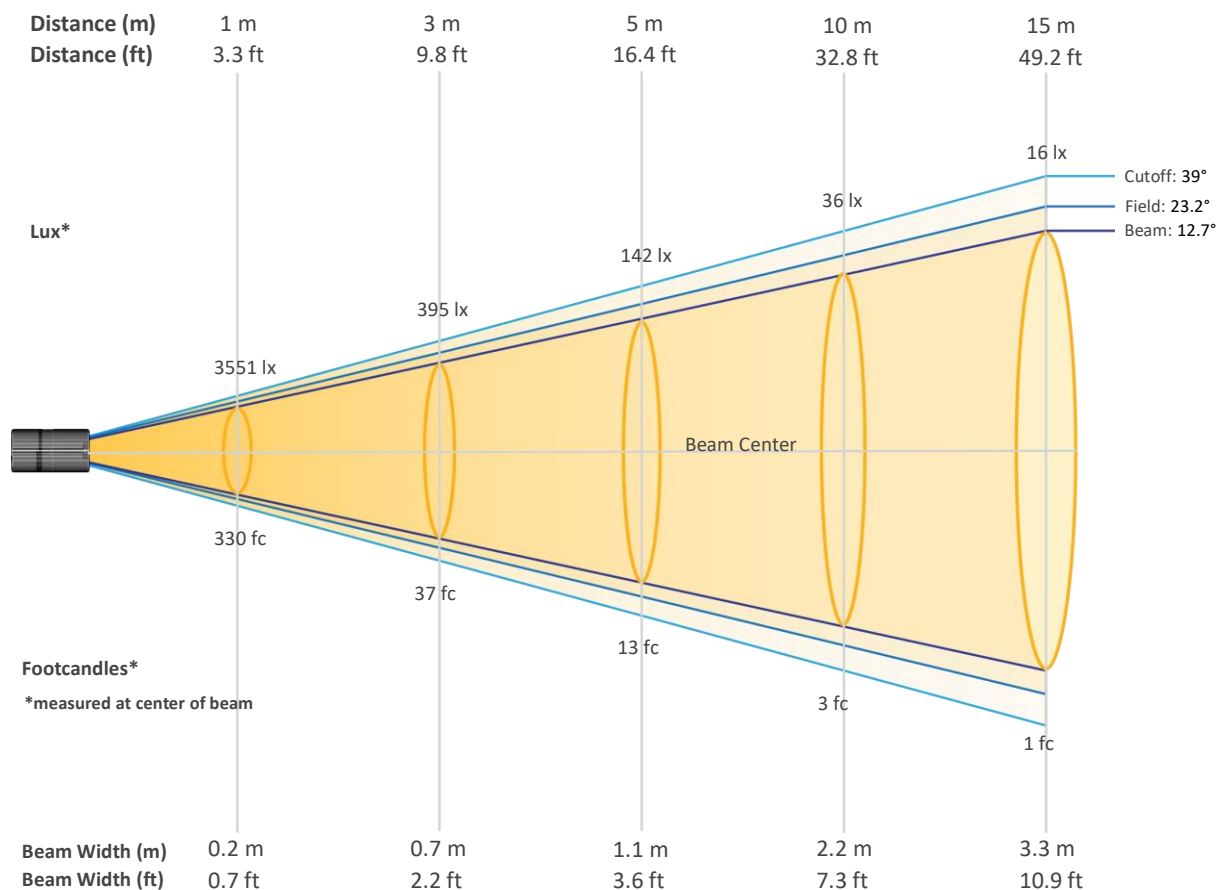
Color Temperature

0 K

Photometric & Chromaticity Report

WELL Pod 2: Standard Optics - Red Only - 12 hours

Beam Details

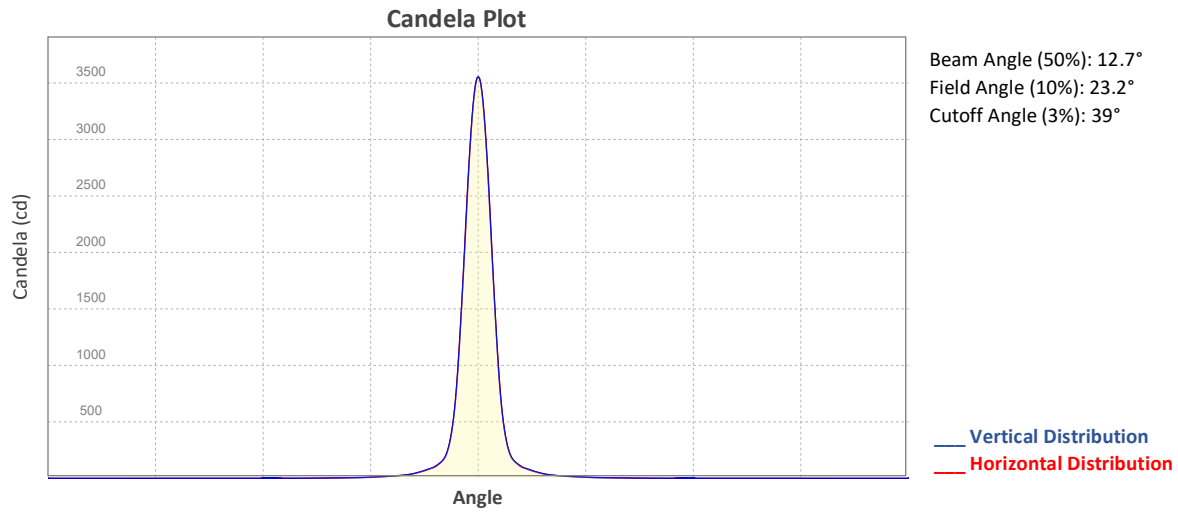


Beam Intensities from 1-20m (3.3-65.6ft)

Distance	1m	2m	3m	4m	5m	6m	7m	8m	9m	10m
Lux	3551	888	395	222	142	99	72	55	44	36
Distance	11m	12m	13m	14m	15m	16m	17m	18m	19m	20m
Lux	29	25	21	18	16	14	12	11	10	9
Distance	3.3ft	6.6ft	9.8ft	13.1ft	16.4ft	19.7ft	23ft	26.2ft	29.5ft	32.8ft
FC	330	82	37	21	13	9	7	5	4	3
Distance	36.1ft	39.4ft	42.7ft	45.9ft	49.2ft	52.5ft	55.8ft	59.1ft	62.3ft	65.6ft
FC	3	2	2	2	1	1	1	1	1	1

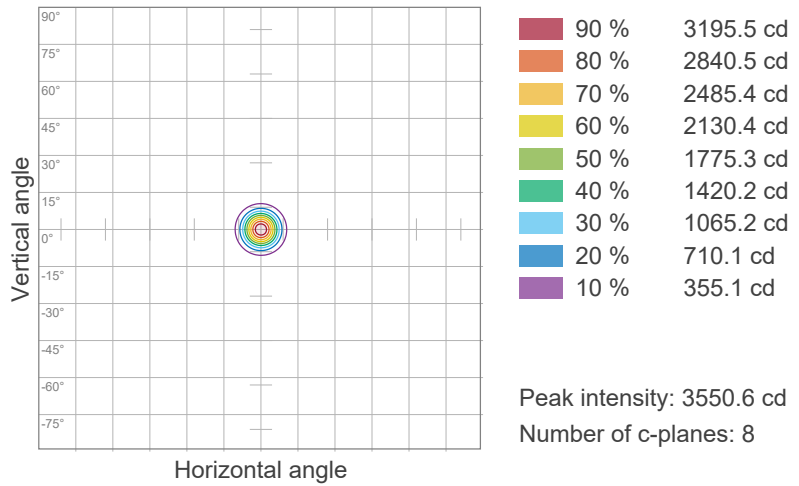
Photometric & Chromaticity Report

WELL Pod 2: Standard Optics - Red Only - 12 hours

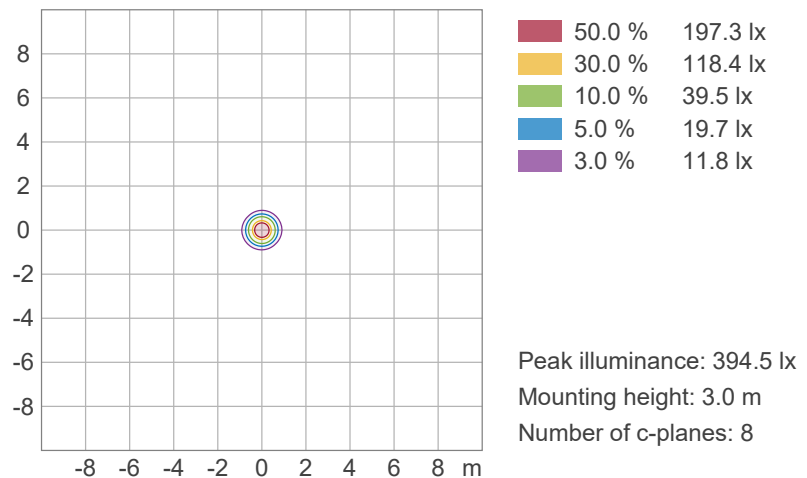


ISO Diagrams

ISO Candela Diagram



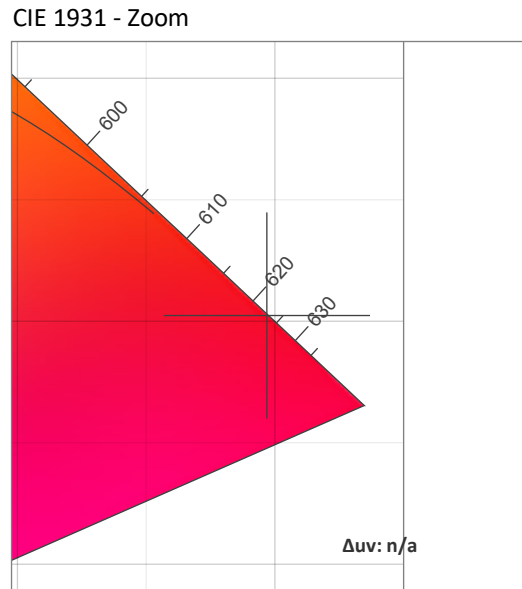
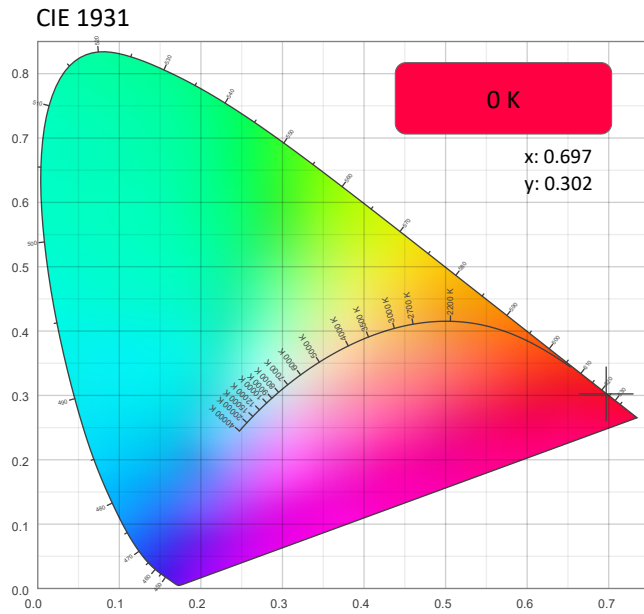
ISO Lux Diagram



Photometric & Chromaticity Report

WELL Pod 2: Standard Optics - Red Only - 12 hours

Chromaticity



CRI: 0.0 (R1-R8)

0	0	0	0	0	0	0	0	0	0	0	0	0	0	0	0
R1	R2	R3	R4	R5	R6	R7	R8	R9	R10	R11	R12	R13	R14	R15	

CQS: 0.0

Q1	Q2	Q3	Q4	Q5	Q6	Q7	Q8	Q9	Q10	Q11	Q12	Q13	Q14	Q15	

Color Parameters

Color Temperature	Color Coordinate CIE 1931	Color Coordinate CIE 1931
CCT	x	y
0 K	0.697	0.302

Color Deviation from Black Body Curve	Color Coordinate CIE 1964	Color Coordinate CIE 1964
Δuv	y	u
n/a	0.302	0.533

Color Rendering Index	Red Component	Color Quality Scale
CRI	CRI - R9	CQS
0.0	0.0	0.0

Television Lighting Consistency Index	Color Fidelity	Color Gamut
TLCI	TM30 - Rf	TM30 Rg
n/a	0.0	0.0

Photometric & Chromaticity Report

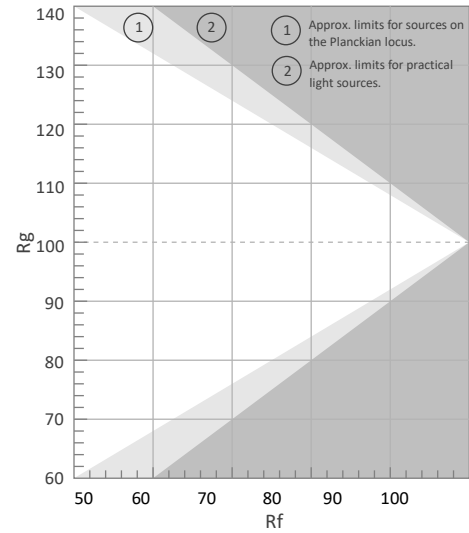
WELL Pod 2: Standard Optics - Red Only - 12 hours

TM-30 Details


Rf 0.0
Fidelity Index (Rg)

Rg 0.0
Gammut Index (Rg)


Hue Bin	Rf	Graphic shifts (%)	
		Chroma	Hue
1	0	0%	0%
2	0	0%	0%
3	0	0%	0%
4	0	0%	0%
5	0	0%	0%
6	0	0%	0%
7	0	0%	0%
8	0	0%	0%
9	0	0%	0%
10	0	0%	0%
11	0	0%	0%
12	0	0%	0%
13	0	0%	0%
14	0	0%	0%
15	0	0%	0%
16	0	0%	0%




Color Vector Graphic



Color Distortion Graphic




Rf by Hue



Local Chroma Shift by Hue



Color Evaluation Sample



Photometric & Chromaticity Report

WELL Pod 2: Standard Optics - Red Only - 8 hours

Report Summary

Measurements

Fixture Output: 424 lm
Fixture Peak: 5528 cd
Fixture Efficacy: n/a lm/W
Intensity @ 5m: 221 lux
Color Temperature: 0 K
CRI: 0.0 CRI R9 Value: 0.0
CQS: 0.0
TLCI: n/a
TM-30 Rf: 0.0
TM-30 Rg: 0.0
Beam Angle (50%): 12.7°
Field Angle (10%): 23.1°
Cutoff Angle (3%): 38.8°

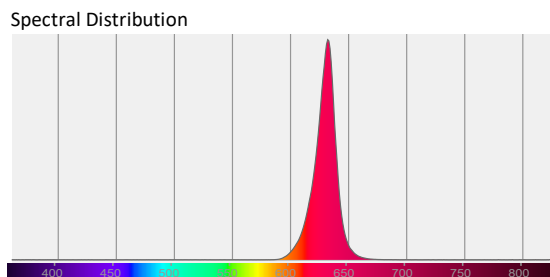
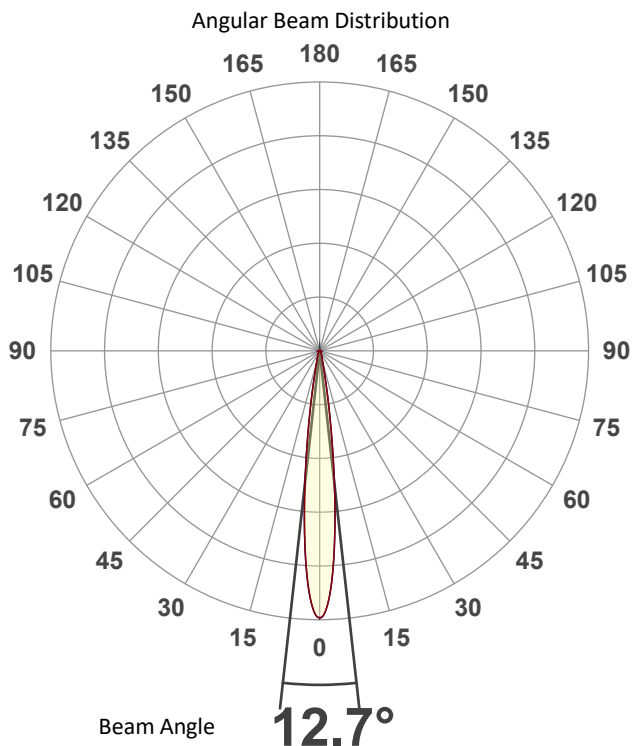


Conditions

AC Supply: 120 V, 60.1 Hz
Power: 0.0 W
Current: 0.000 A
Power Factor: n/a

This data sheet conforms to American National Standard E1.9 – 2007 (R2017). All data was measured and calculated by a Viso Systems LabSpion Goniometer at the Chauvet PD Optics Laboratory in Davie, FL on 1/7/2025 to LM-63-2002 Standards.

Overall Measurement



Tested Color (CIE 1931):

X: 0.697

Y: 0.301



Light Quality

CRI: 0.0

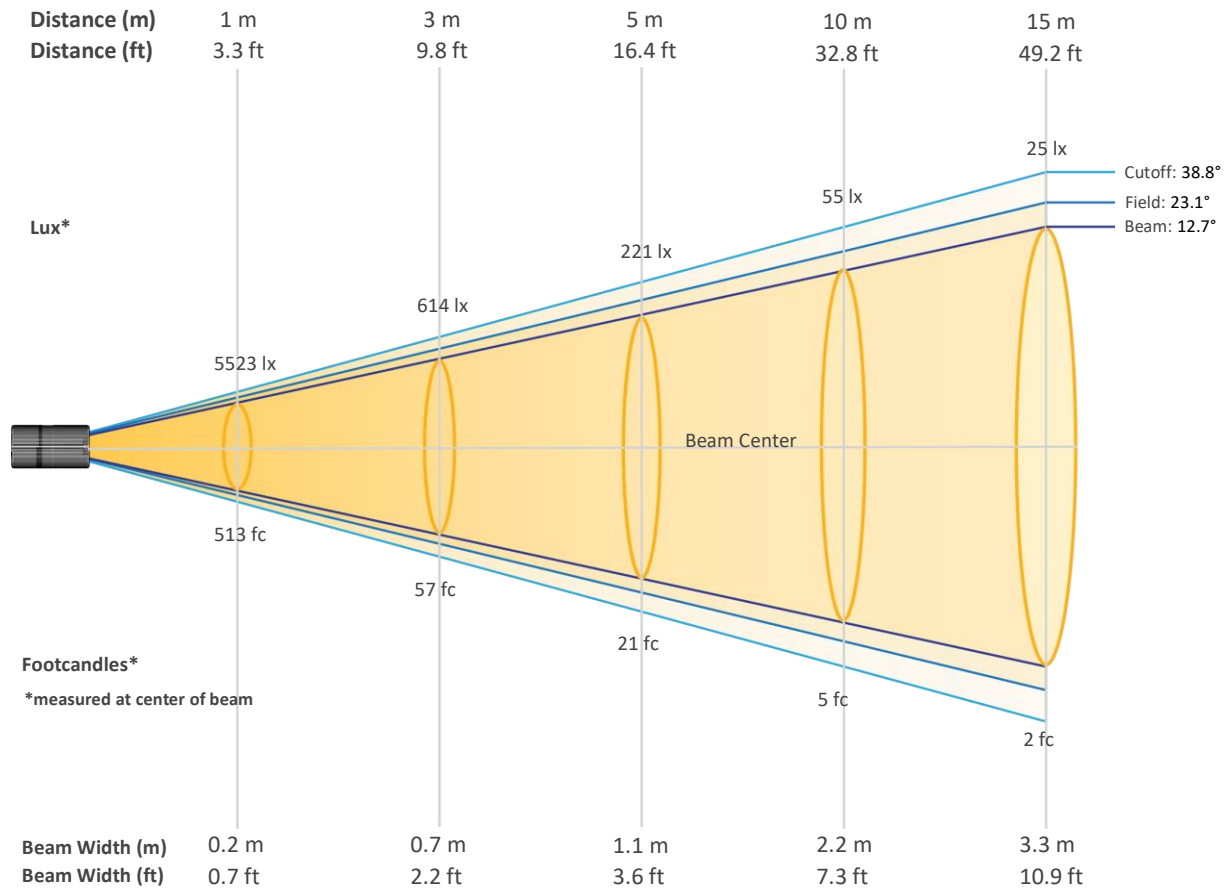
Color Temperature

0 K

Photometric & Chromaticity Report

WELL Pod 2: Standard Optics - Red Only - 8 hours

Beam Details

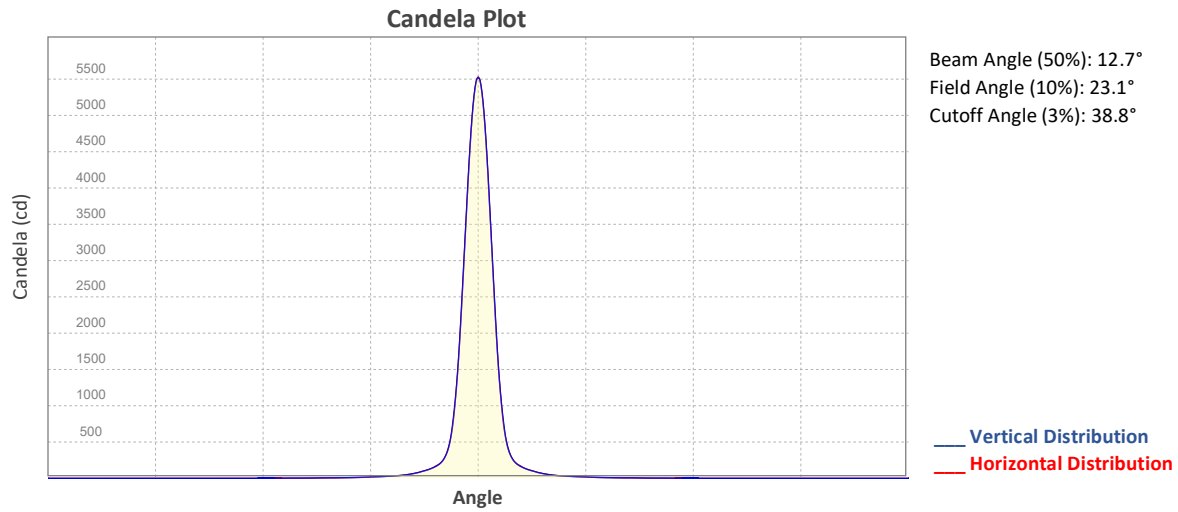


Beam Intensities from 1-20m (3.3-65.6ft)

Distance	1m	2m	3m	4m	5m	6m	7m	8m	9m	10m
Lux	5523	1381	614	345	221	153	113	86	68	55
Distance	11m	12m	13m	14m	15m	16m	17m	18m	19m	20m
Lux	46	38	33	28	25	22	19	17	15	14
Distance	3.3ft	6.6ft	9.8ft	13.1ft	16.4ft	19.7ft	23ft	26.2ft	29.5ft	32.8ft
FC	513	128	57	32	21	14	10	8	6	5
Distance	36.1ft	39.4ft	42.7ft	45.9ft	49.2ft	52.5ft	55.8ft	59.1ft	62.3ft	65.6ft
FC	4	4	3	3	2	2	2	2	1	1

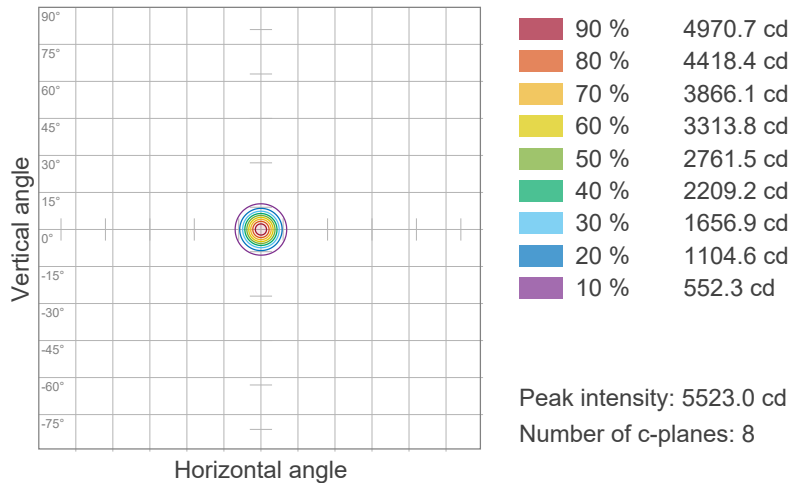
Photometric & Chromaticity Report

WELL Pod 2: Standard Optics - Red Only - 8 hours

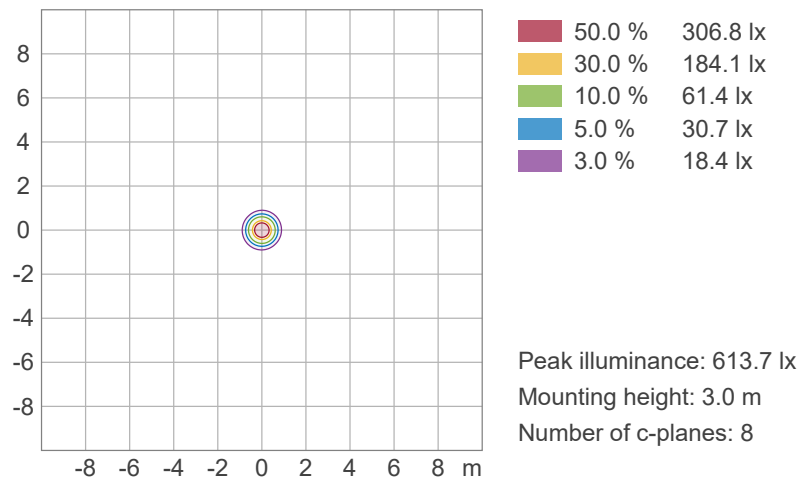


ISO Diagrams

ISO Candela Diagram



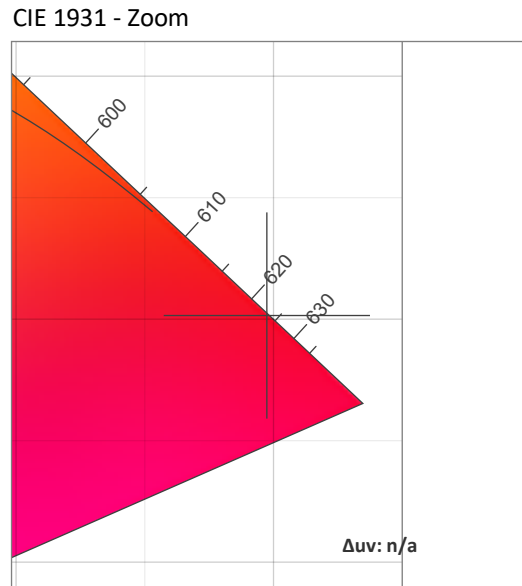
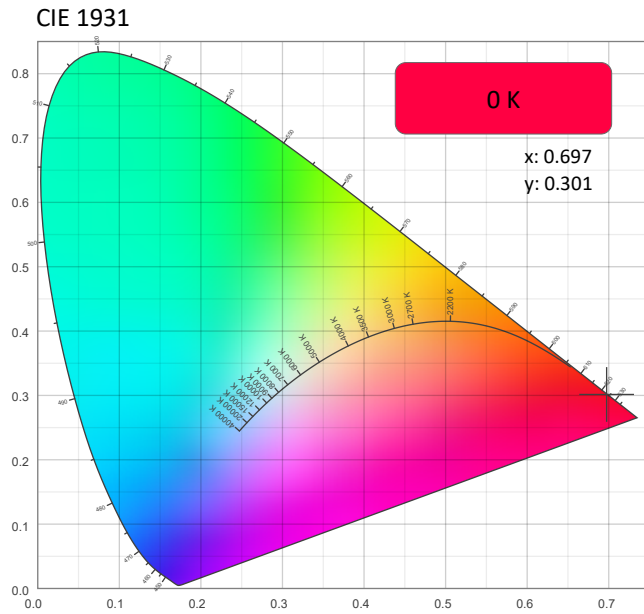
ISO Lux Diagram



Photometric & Chromaticity Report

WELL Pod 2: Standard Optics - Red Only - 8 hours

Chromaticity



CRI: 0.0 (R1-R8)

0	0	0	0	0	0	0	0	0	0	0	0	0	0	0
R1	R2	R3	R4	R5	R6	R7	R8	R9	R10	R11	R12	R13	R14	R15

CQS: 0.0

0	0	0	0	0	0	0	0	0	0	0	0	0	0	0
Q1	Q2	Q3	Q4	Q5	Q6	Q7	Q8	Q9	Q10	Q11	Q12	Q13	Q14	Q15

Color Parameters

Color Temperature	Color Coordinate CIE 1931	Color Coordinate CIE 1931
CCT	x	y
0 K	0.697	0.301

Color Deviation from Black Body Curve	Color Coordinate CIE 1964	Color Coordinate CIE 1964
Δuv	y	u
n/a	0.301	0.534

Color Rendering Index	Red Component	Color Quality Scale
CRI	CRI - R9	CQS
0.0	0.0	0.0

Television Lighting Consistency Index	Color Fidelity	Color Gamut
TLCI	TM30 - Rf	TM30 Rg
n/a	0.0	0.0

Photometric & Chromaticity Report

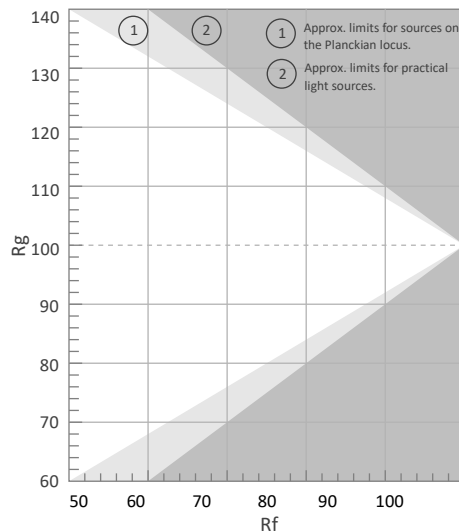
WELL Pod 2: Standard Optics - Red Only - 8 hours

TM-30 Details


Rf 0.0
Fidelity Index
(Rg)

Rg 0.0
Gammut Index (Rg)


Hue Bin	Rf	Graphic shifts (%)	
		Chroma	Hue
1	0	0%	0%
2	0	0%	0%
3	0	0%	0%
4	0	0%	0%
5	0	0%	0%
6	0	0%	0%
7	0	0%	0%
8	0	0%	0%
9	0	0%	0%
10	0	0%	0%
11	0	0%	0%
12	0	0%	0%
13	0	0%	0%
14	0	0%	0%
15	0	0%	0%
16	0	0%	0%




Color Vector Graphic



Color Distortion Graphic




Rf by Hue



Local Chroma Shift by Hue



Color Evaluation Sample



Photometric & Chromaticity Report

WELL Pod 2: Standard Optics - Red Only - 5 hours

Report Summary

Measurements

Fixture Output: 426 lm
Fixture Peak: 5688 cd
Fixture Efficacy: n/a lm/W
Intensity @ 5m: 227 lux
Color Temperature: 0 K
CRI: 0.0 CRI R9 Value: 0.0
CQS: 0.0
TLCI: n/a
TM-30 Rf: 0.0
TM-30 Rg: 0.0
Beam Angle (50%): 12.7°
Field Angle (10%): 23.1°
Cutoff Angle (3%): 38.6°

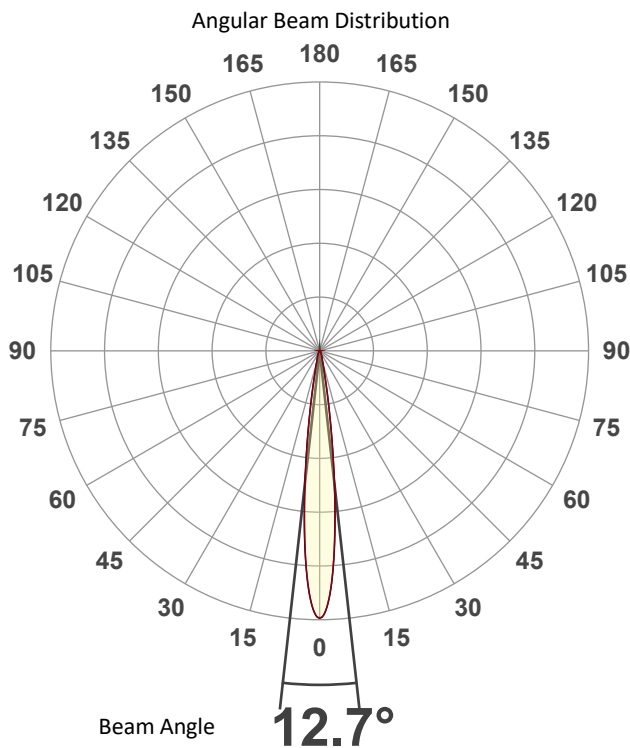


Conditions

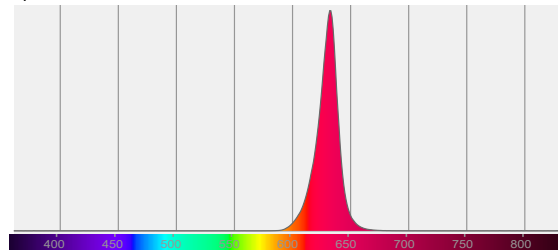
AC Supply: 120 V, 60 Hz
Power: 0.0 W
Current: 0.000 A
Power Factor: n/a

This data sheet conforms to American National Standard E1.9 – 2007 (R2017). All data was measured and calculated by a Viso Systems LabSpion Goniometer at the Chauvet PD Optics Laboratory in Davie, FL on 1/7/2025 to LM-63-2002 Standards.

Overall Measurement



Spectral Distribution



Tested Color (CIE 1931):

X: 0.698

Y: 0.301



Light Quality

CRI: 0.0

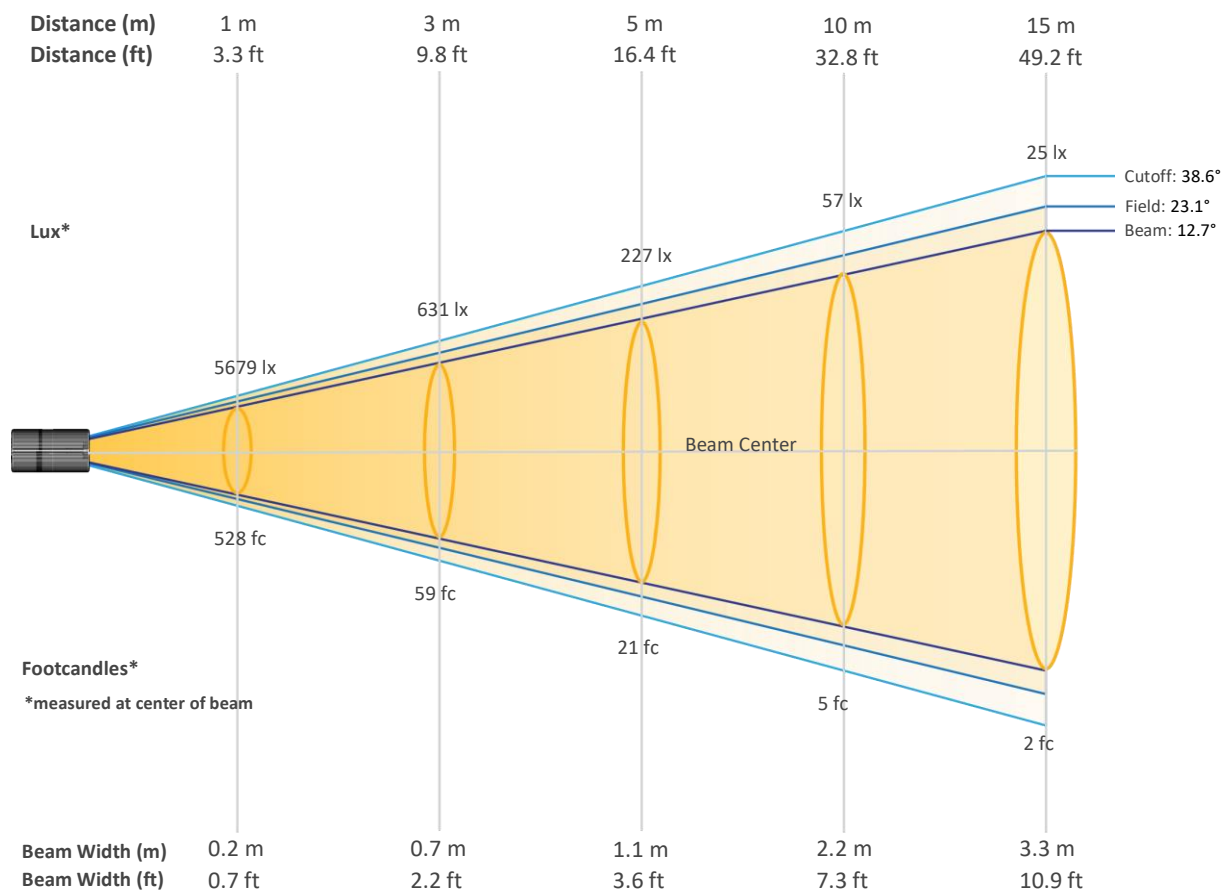
Color Temperature

0 K

Photometric & Chromaticity Report

WELL Pod 2: Standard Optics - Red Only - 5 hours

Beam Details

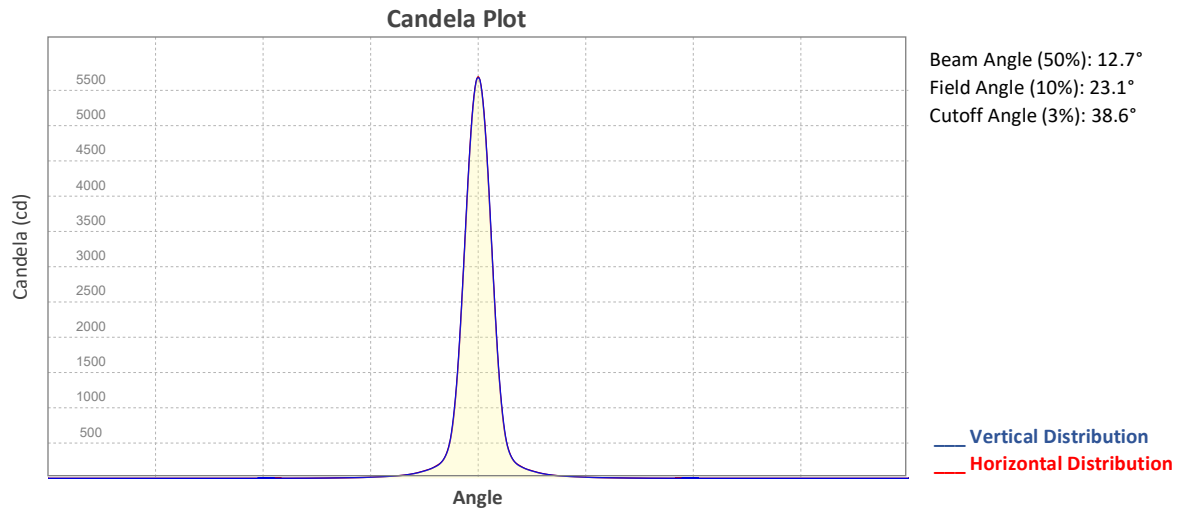


Beam Intensities from 1-20m (3.3-65.6ft)

Distance	1m	2m	3m	4m	5m	6m	7m	8m	9m	10m
Lux	5679	1420	631	355	227	158	116	89	70	57
Distance	11m	12m	13m	14m	15m	16m	17m	18m	19m	20m
Lux	47	39	34	29	25	22	20	18	16	14
Distance	3.3ft	6.6ft	9.8ft	13.1ft	16.4ft	19.7ft	23ft	26.2ft	29.5ft	32.8ft
FC	528	132	59	33	21	15	11	8	7	5
Distance	36.1ft	39.4ft	42.7ft	45.9ft	49.2ft	52.5ft	55.8ft	59.1ft	62.3ft	65.6ft
FC	4	4	3	3	2	2	2	2	1	1

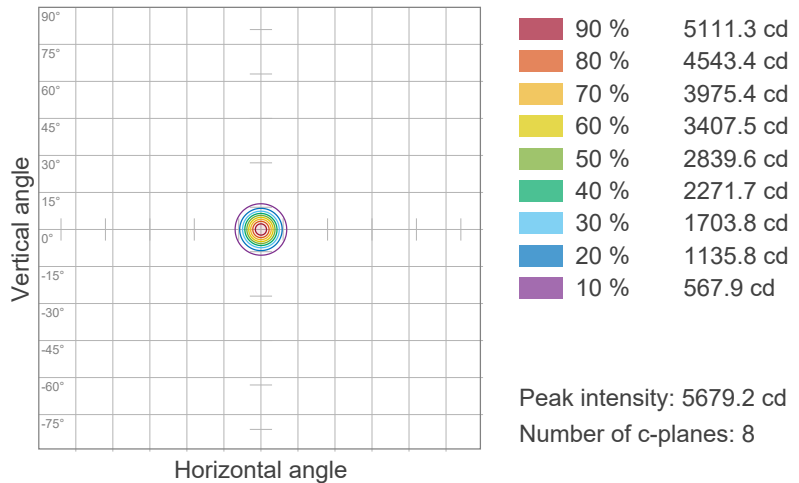
Photometric & Chromaticity Report

WELL Pod 2: Standard Optics - Red Only - 5 hours

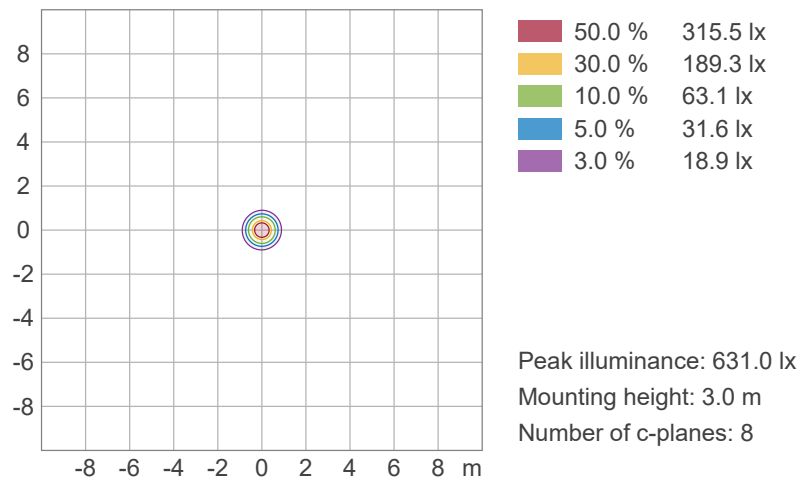


ISO Diagrams

ISO Candela Diagram



ISO Lux Diagram

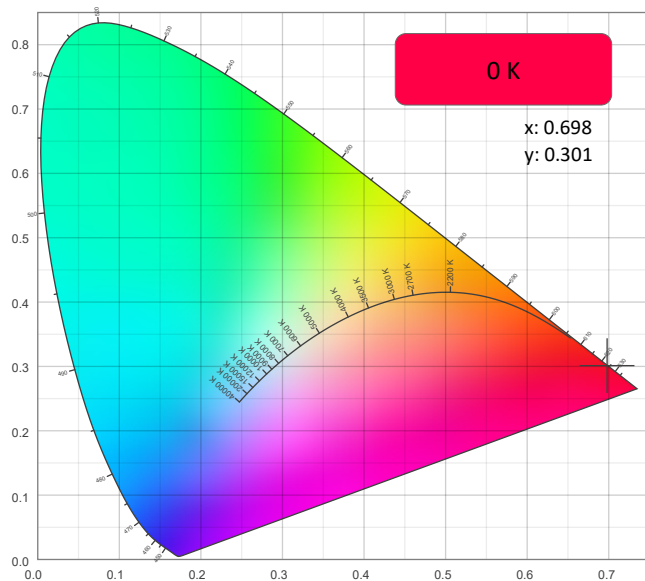


Photometric & Chromaticity Report

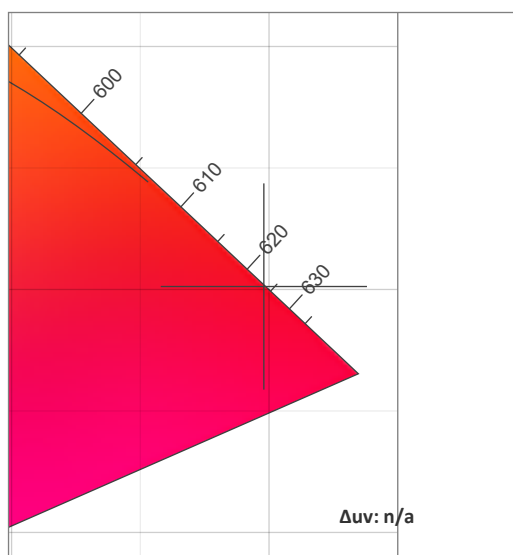
WELL Pod 2: Standard Optics - Red Only - 5 hours

Chromaticity

CIE 1931



CIE 1931 - Zoom



CRI: 0.0 (R1-R8)

0	0	0	0	0	0	0	0	0	0	0	0	0	0	0
R1	R2	R3	R4	R5	R6	R7	R8	R9	R10	R11	R12	R13	R14	R15

CQS: 0.0

0	0	0	0	0	0	0	0	0	0	0	0	0	0	0
Q1	Q2	Q3	Q4	Q5	Q6	Q7	Q8	Q9	Q10	Q11	Q12	Q13	Q14	Q15

Color Parameters

Color Temperature	Color Coordinate CIE 1931	Color Coordinate CIE 1931
CCT	x	y
0 K	0.698	0.301

Color Deviation from Black Body Curve	Color Coordinate CIE 1964	Color Coordinate CIE 1964
Δuv	y	u
n/a	0.301	0.535

Color Rendering Index	Red Component	Color Quality Scale
CRI	CRI - R9	CQS
0.0	0.0	0.0

Television Lighting Consistency Index	Color Fidelity	Color Gamut
TLCI	TM30 - Rf	TM30 Rg
n/a	0.0	0.0

Photometric & Chromaticity Report

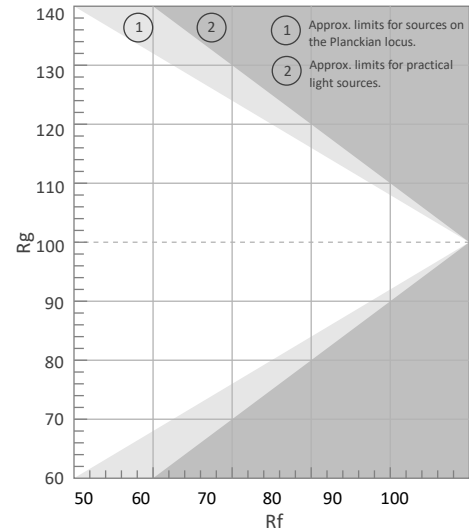
WELL Pod 2: Standard Optics - Red Only - 5 hours

TM-30 Details


Rf 0.0
Fidelity Index (Rg)

Rg 0.0
Gammut Index (Rg)

Hue Bin	Rf	Graphic shifts (%)	
		Chroma	Hue
1	0	0%	0%
2	0	0%	0%
3	0	0%	0%
4	0	0%	0%
5	0	0%	0%
6	0	0%	0%
7	0	0%	0%
8	0	0%	0%
9	0	0%	0%
10	0	0%	0%
11	0	0%	0%
12	0	0%	0%
13	0	0%	0%
14	0	0%	0%
15	0	0%	0%
16	0	0%	0%




Color Vector Graphic



Color Distortion Graphic




Rf by Hue



Local Chroma Shift by Hue



Color Evaluation Sample



Photometric & Chromaticity Report

WELL Pod 2: Standard Optics - Green Only - Off

Report Summary

Measurements

Fixture Output: 768 lm
Fixture Peak: 11341 cd
Fixture Efficacy: n/a lm/W
Intensity @ 5m: 453 lux
Color Temperature: 0 K
CRI: 0.0 CRI R9 Value: 0.0
CQS: 0.0
TLCI: n/a
TM-30 Rf: 0.0
TM-30 Rg: 0.0
Beam Angle (50%): 11.8°
Field Angle (10%): 22°
Cutoff Angle (3%): 36.9°

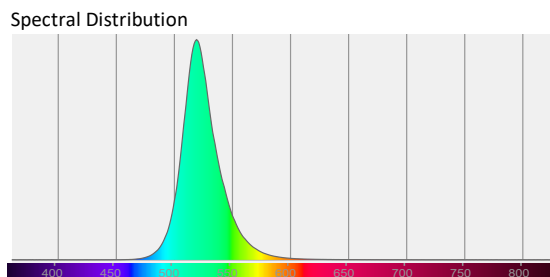
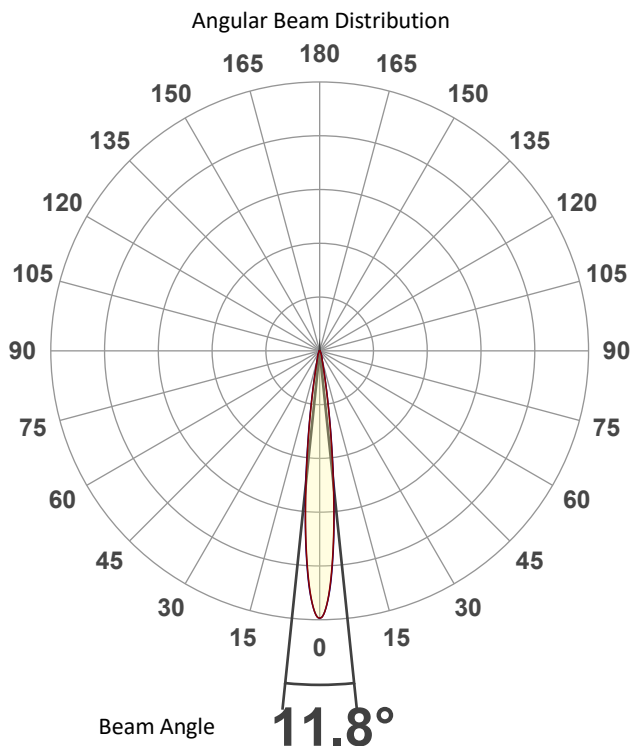


Conditions

AC Supply: 120 V, 60 Hz
Power: 0.0 W
Current: 0.000 A
Power Factor: n/a

This data sheet conforms to American National Standard E1.9 – 2007 (R2017). All data was measured and calculated by a Viso Systems LabSpion Goniometer at the Chauvet PD Optics Laboratory in Davie, FL on 1/7/2025 to LM-63-2002 Standards.

Overall Measurement



Tested Color (CIE 1931):

X: 0.158

Y: 0.735



Light Quality

CRI: 0.0

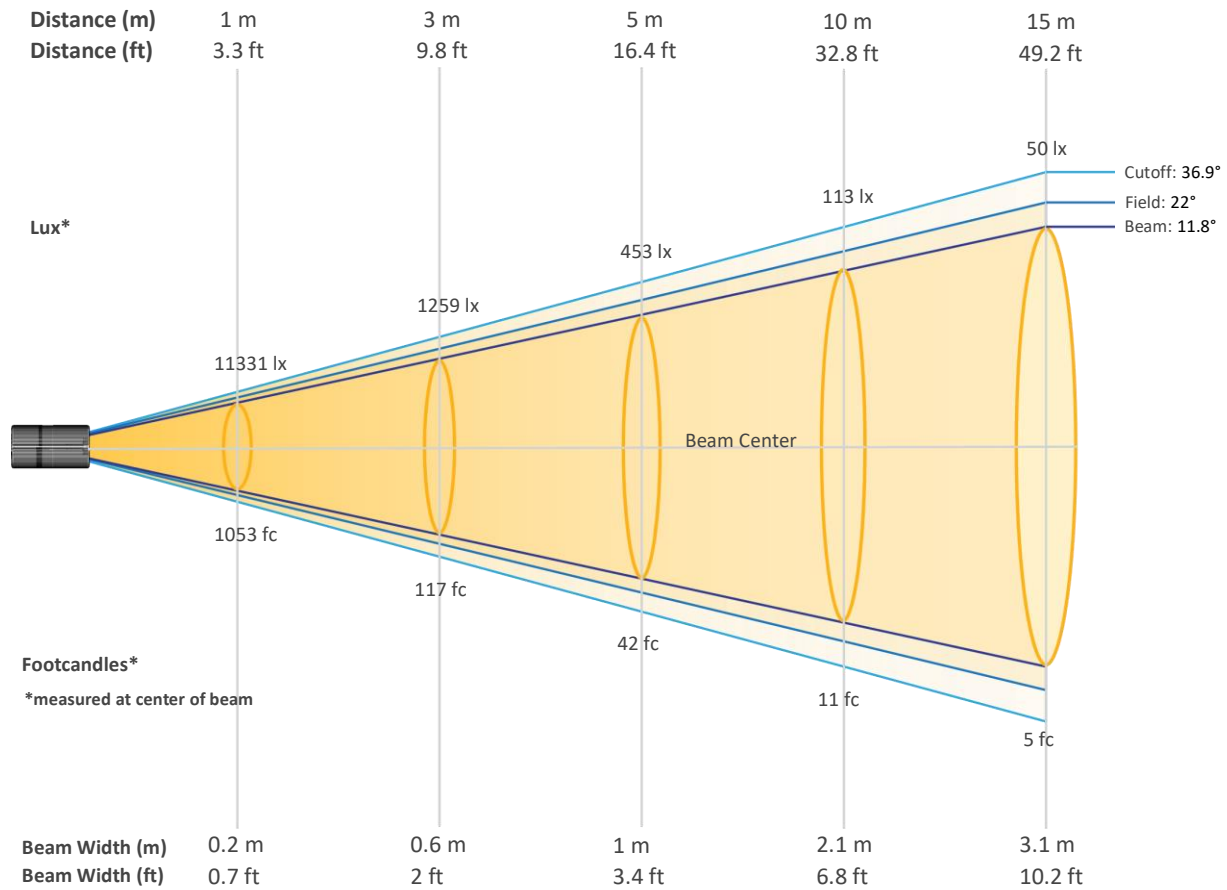
Color Temperature

0 K

Photometric & Chromaticity Report

WELL Pod 2: Standard Optics - Green Only - Off

Beam Details

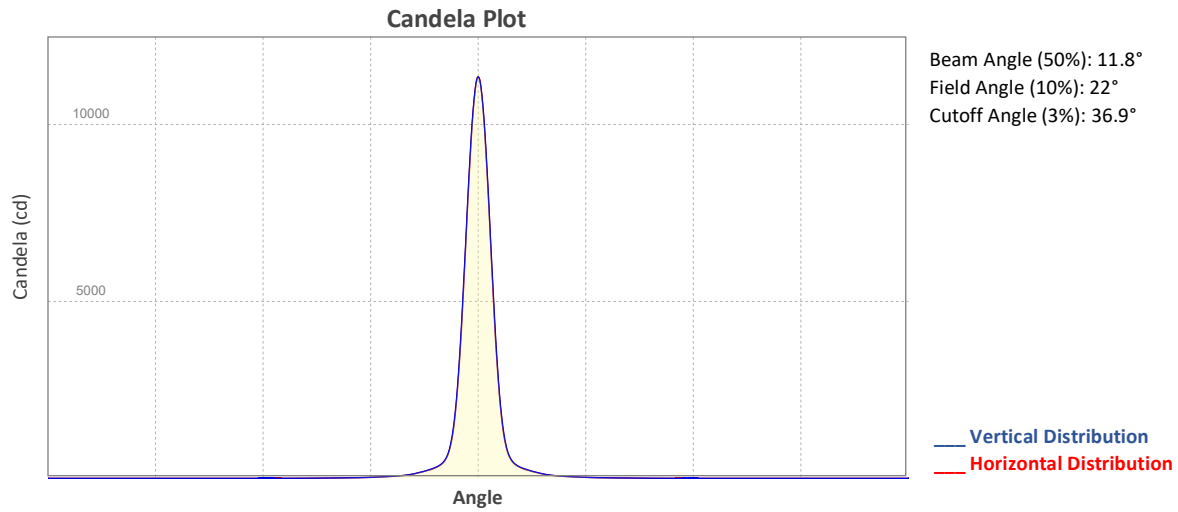


Beam Intensities from 1-20m (3.3-65.6ft)

Distance	1m	2m	3m	4m	5m	6m	7m	8m	9m	10m
Lux	11331	2833	1259	708	453	315	231	177	140	113
Distance	11m	12m	13m	14m	15m	16m	17m	18m	19m	20m
Lux	94	79	67	58	50	44	39	35	31	28
Distance	3.3ft	6.6ft	9.8ft	13.1ft	16.4ft	19.7ft	23ft	26.2ft	29.5ft	32.8ft
FC	1053	263	117	66	42	29	21	16	13	11
Distance	36.1ft	39.4ft	42.7ft	45.9ft	49.2ft	52.5ft	55.8ft	59.1ft	62.3ft	65.6ft
FC	9	7	6	5	5	4	4	3	3	3

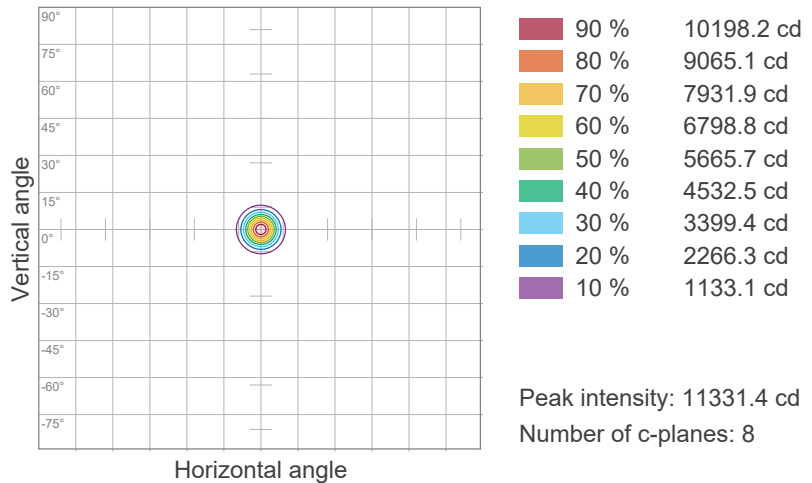
Photometric & Chromaticity Report

WELL Pod 2: Standard Optics - Green Only - Off

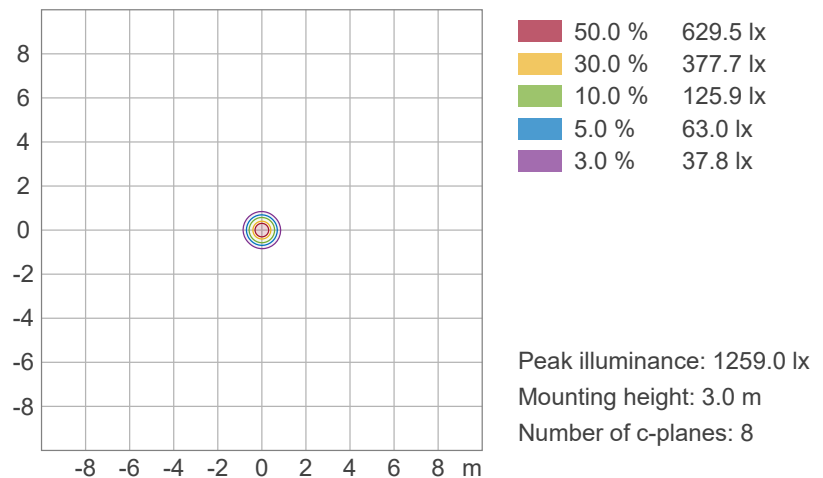


ISO Diagrams

ISO Candela Diagram



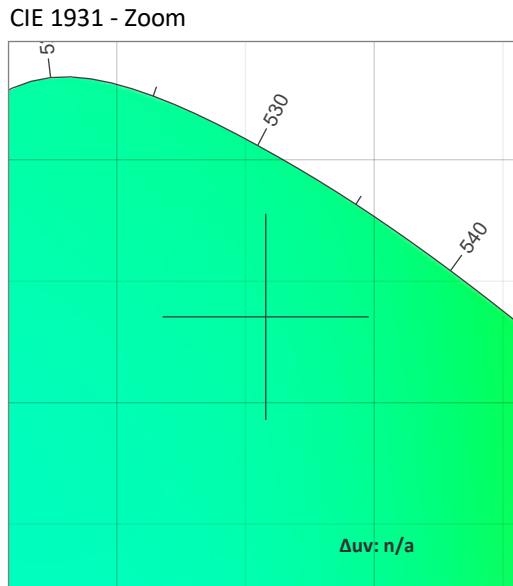
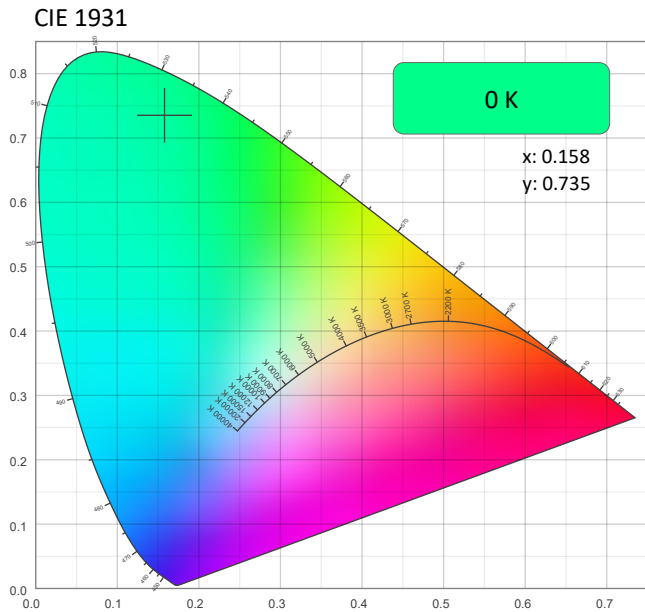
ISO Lux Diagram



Photometric & Chromaticity Report

WELL Pod 2: Standard Optics - Green Only - Off

Chromaticity



CRI: 0.0 (R1-R8)

0	0	0	0	0	0	0	0	0	0	0	0	0	0	0
R1	R2	R3	R4	R5	R6	R7	R8	R9	R10	R11	R12	R13	R14	R15

CQS: 0.0

0	0	0	0	0	0	0	0	0	0	0	0	0	0	0
Q1	Q2	Q3	Q4	Q5	Q6	Q7	Q8	Q9	Q10	Q11	Q12	Q13	Q14	Q15

Color Parameters

Color Temperature	Color Coordinate CIE 1931	Color Coordinate CIE 1931
CCT	x	y
0 K	0.158	0.735

Color Deviation from Black Body Curve	Color Coordinate CIE 1964	Color Coordinate CIE 1964
Δuv	y	u
n/a	0.735	0.055

Color Rendering Index	Red Component	Color Quality Scale
CRI	CRI - R9	CQS
0.0	0.0	0.0

Television Lighting Consistency Index	Color Fidelity	Color Gamut
TLCI	TM30 - Rf	TM30 Rg
n/a	0.0	0.0

Photometric & Chromaticity Report

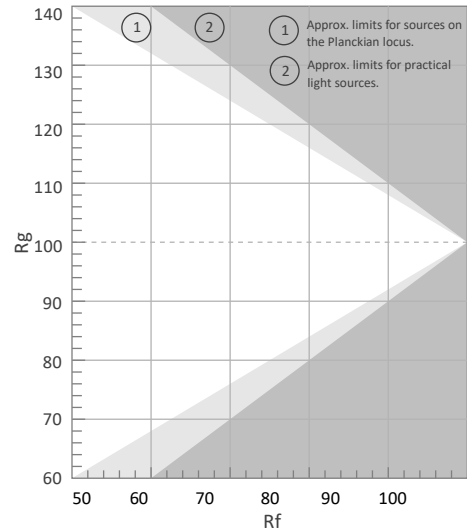
WELL Pod 2: Standard Optics - Green Only - Off

TM-30 Details


Rf 0.0
Fidelity Index (Rg)

Rg 0.0
Gammut Index (Rg)


Hue Bin	Rf	Graphic shifts (%)	
		Chroma	Hue
1	0	0%	0%
2	0	0%	0%
3	0	0%	0%
4	0	0%	0%
5	0	0%	0%
6	0	0%	0%
7	0	0%	0%
8	0	0%	0%
9	0	0%	0%
10	0	0%	0%
11	0	0%	0%
12	0	0%	0%
13	0	0%	0%
14	0	0%	0%
15	0	0%	0%
16	0	0%	0%




Color Vector Graphic



Color Distortion Graphic




Rf by Hue



Local Chroma Shift by Hue



Color Evaluation Sample



Photometric & Chromaticity Report

WELL Pod 2: Standard Optics - Green Only - AC

Report Summary

Measurements

Fixture Output: 833 lm
Fixture Peak: 12266 cd
Fixture Efficacy: 29 lm/W
Intensity @ 5m: 490 lux
Color Temperature: 0 K
CRI: 0.0 CRI R9 Value: 0.0
CQS: 0.0
TLCI: n/a
TM-30 Rf: 0.0
TM-30 Rg: 0.0
Beam Angle (50%): 11.9°
Field Angle (10%): 22°
Cutoff Angle (3%): 37.1°

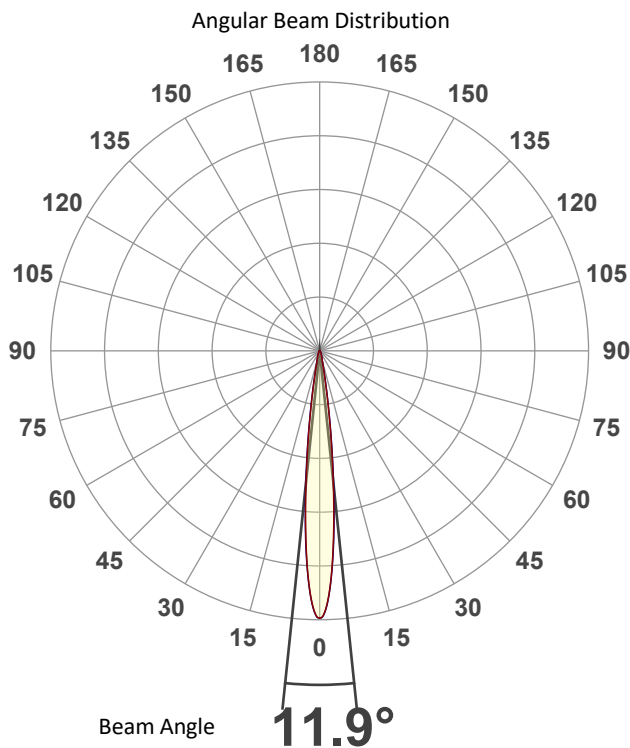


Conditions

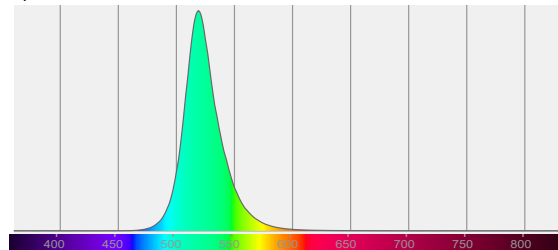
AC Supply: 119 V, 60 Hz
Power: 28.89 W
Current: 0.242 A
Power Factor: 0.99

This data sheet conforms to American National Standard E1.9 – 2007 (R2017). All data was measured and calculated by a Viso Systems LabSpion Goniometer at the Chauvet PD Optics Laboratory in Davie, FL on 1/7/2025 to LM-63-2002 Standards.

Overall Measurement



Spectral Distribution



Tested Color (CIE 1931):

X: 0.157

Y: 0.736



Light Quality

CRI: 0.0

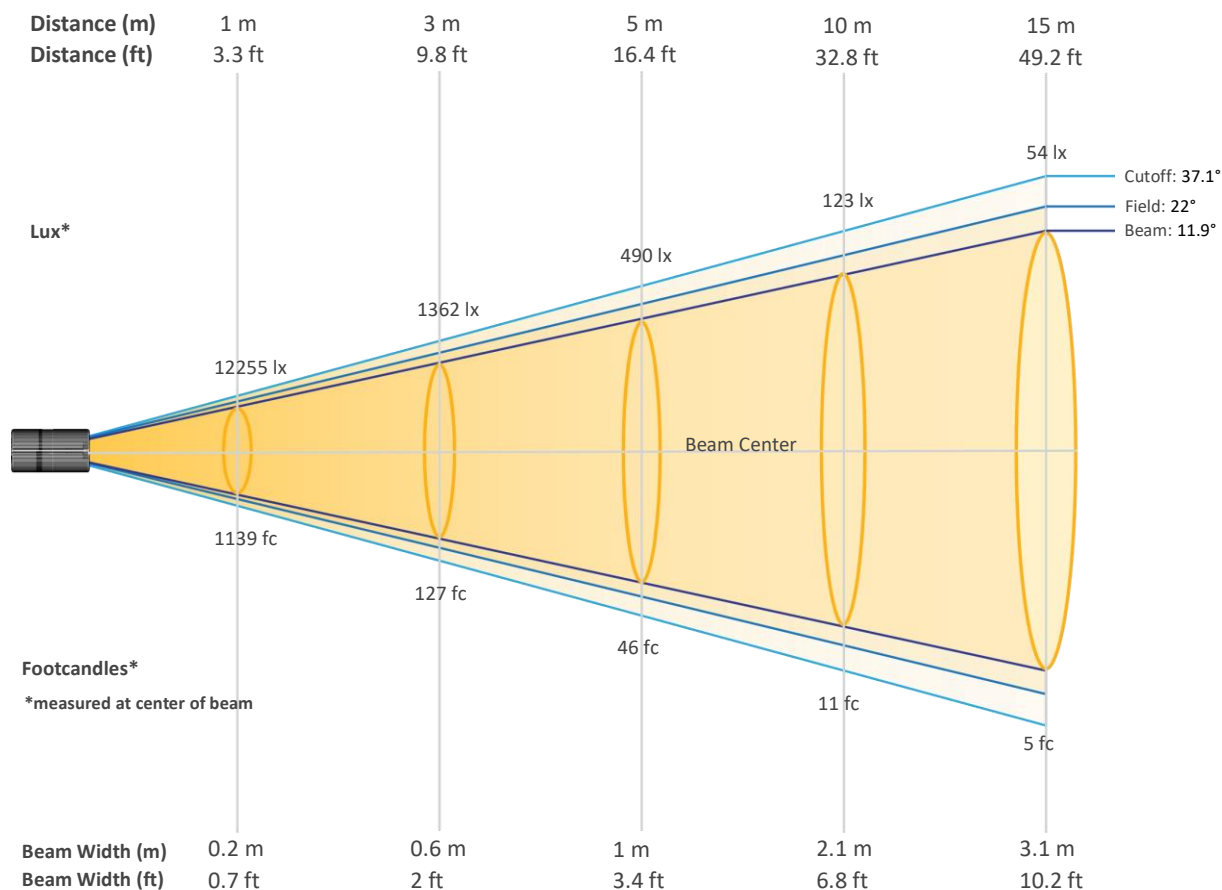
Color Temperature

0 K

Photometric & Chromaticity Report

WELL Pod 2: Standard Optics - Green Only - AC

Beam Details

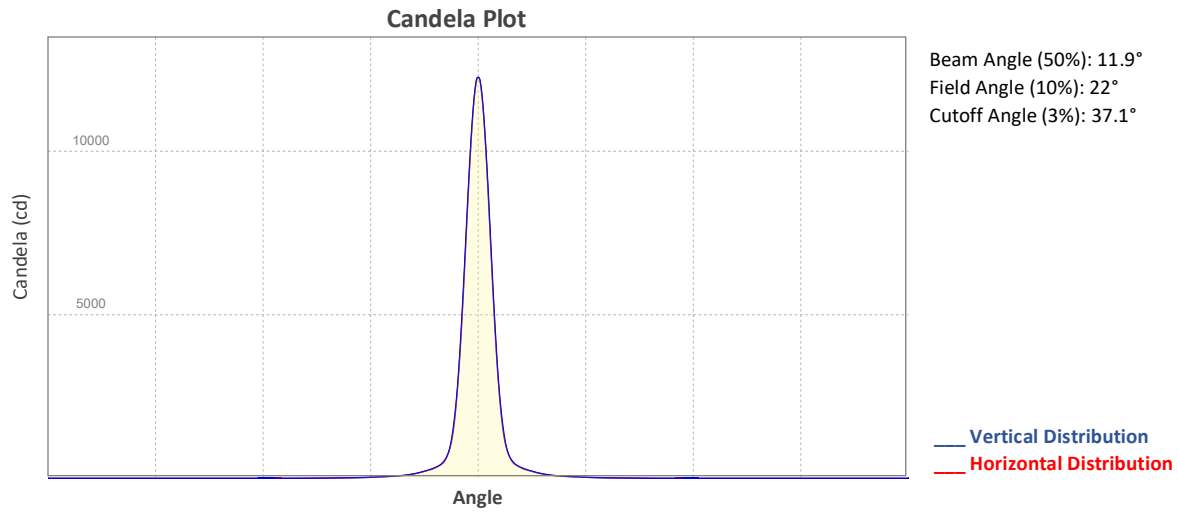


Beam Intensities from 1-20m (3.3-65.6ft)

Distance	1m	2m	3m	4m	5m	6m	7m	8m	9m	10m
Lux	12255	3064	1362	766	490	340	250	191	151	123
Distance	11m	12m	13m	14m	15m	16m	17m	18m	19m	20m
Lux	101	85	73	63	54	48	42	38	34	31
Distance	3.3ft	6.6ft	9.8ft	13.1ft	16.4ft	19.7ft	23ft	26.2ft	29.5ft	32.8ft
FC	1139	285	127	71	46	32	23	18	14	11
Distance	36.1ft	39.4ft	42.7ft	45.9ft	49.2ft	52.5ft	55.8ft	59.1ft	62.3ft	65.6ft
FC	9	8	7	6	5	4	4	4	3	3

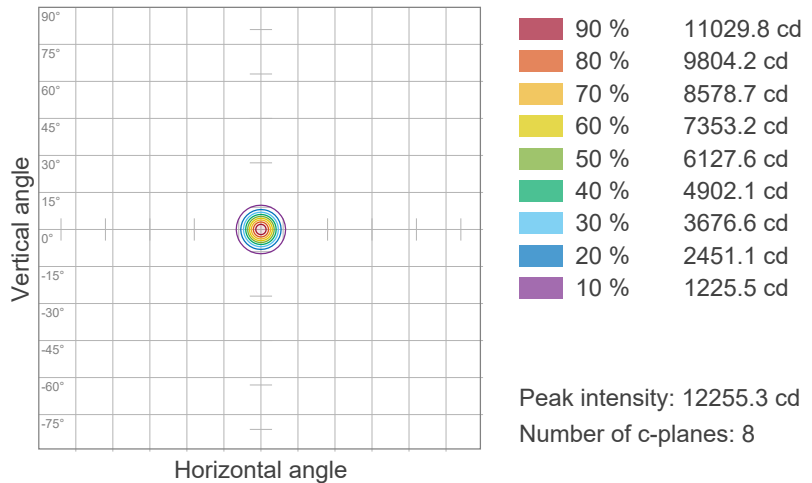
Photometric & Chromaticity Report

WELL Pod 2: Standard Optics - Green Only - AC

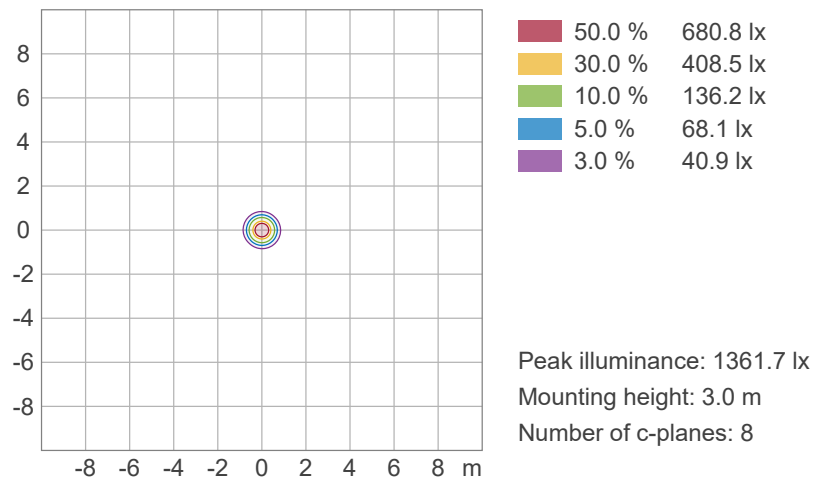


ISO Diagrams

ISO Candela Diagram



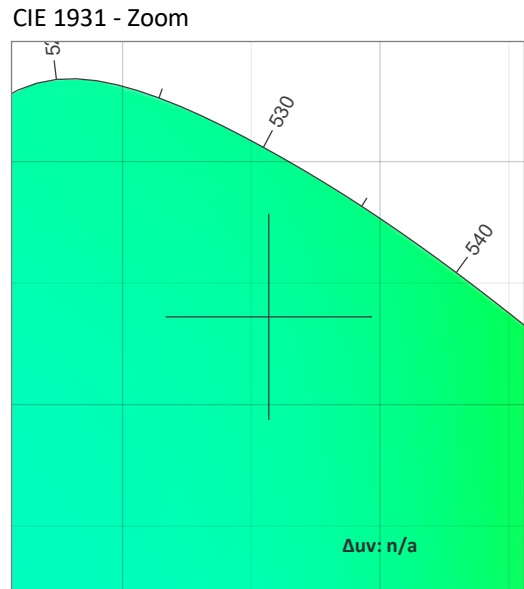
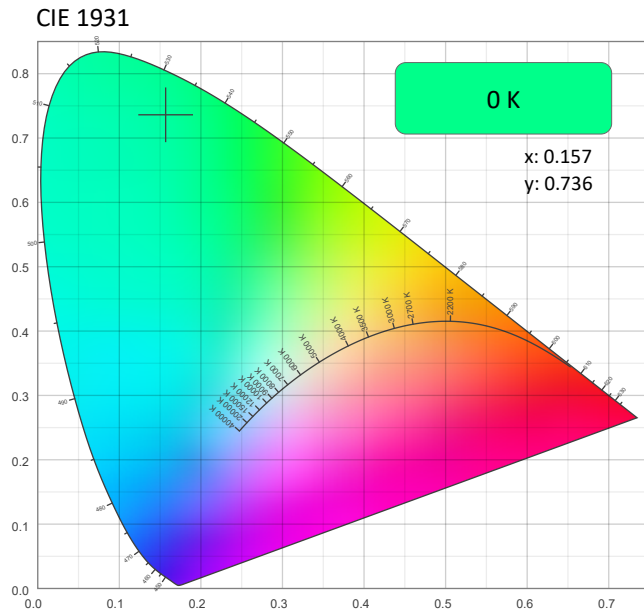
ISO Lux Diagram



Photometric & Chromaticity Report

WELL Pod 2: Standard Optics - Green Only - AC

Chromaticity



CRI: 0.0 (R1-R8)

0	0	0	0	0	0	0	0	0	0	0	0	0	0	0
R1	R2	R3	R4	R5	R6	R7	R8	R9	R10	R11	R12	R13	R14	R15

CQS: 0.0

0	0	0	0	0	0	0	0	0	0	0	0	0	0	0
Q1	Q2	Q3	Q4	Q5	Q6	Q7	Q8	Q9	Q10	Q11	Q12	Q13	Q14	Q15

Color Parameters

Color Temperature	Color Coordinate CIE 1931	Color Coordinate CIE 1931
CCT	x	y
0 K	0.157	0.736

Color Deviation from Black Body Curve	Color Coordinate CIE 1964	Color Coordinate CIE 1964
Δuv	y	u
n/a	0.736	0.054

Color Rendering Index	Red Component	Color Quality Scale
CRI	CRI - R9	CQS
0.0	0.0	0.0

Television Lighting Consistency Index	Color Fidelity	Color Gamut
TLCI	TM30 - Rf	TM30 Rg
n/a	0.0	0.0

Photometric & Chromaticity Report

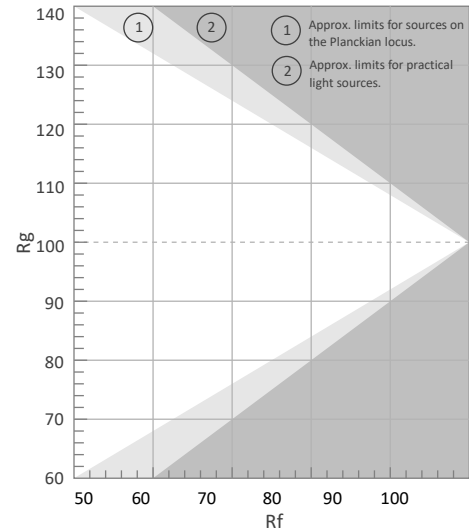
WELL Pod 2: Standard Optics - Green Only - AC

TM-30 Details


Rf 0.0
Fidelity Index
(Rg)

Rg 0.0
Gammut Index (Rg)

Hue Bin	Rf	Graphic shifts (%)	
		Chroma	Hue
1	0	0%	0%
2	0	0%	0%
3	0	0%	0%
4	0	0%	0%
5	0	0%	0%
6	0	0%	0%
7	0	0%	0%
8	0	0%	0%
9	0	0%	0%
10	0	0%	0%
11	0	0%	0%
12	0	0%	0%
13	0	0%	0%
14	0	0%	0%
15	0	0%	0%
16	0	0%	0%




Color Vector Graphic



Color Distortion Graphic




Rf by Hue



Local Chroma Shift by Hue



Color Evaluation Sample



Photometric & Chromaticity Report

WELL Pod 2: Standard Optics - Green Only - 18 hours

Report Summary

Measurements

Fixture Output: 283 lm
Fixture Peak: 4156 cd
Fixture Efficacy: n/a lm/W
Intensity @ 5m: 166 lux
Color Temperature: 0 K
CRI: 0.0 CRI R9 Value: 0.0
CQS: 0.0
TLCI: n/a
TM-30 Rf: 0.0
TM-30 Rg: 0.0
Beam Angle (50%): 11.9°
Field Angle (10%): 22°
Cutoff Angle (3%): 37.1°

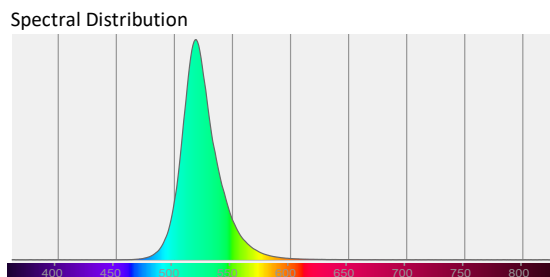
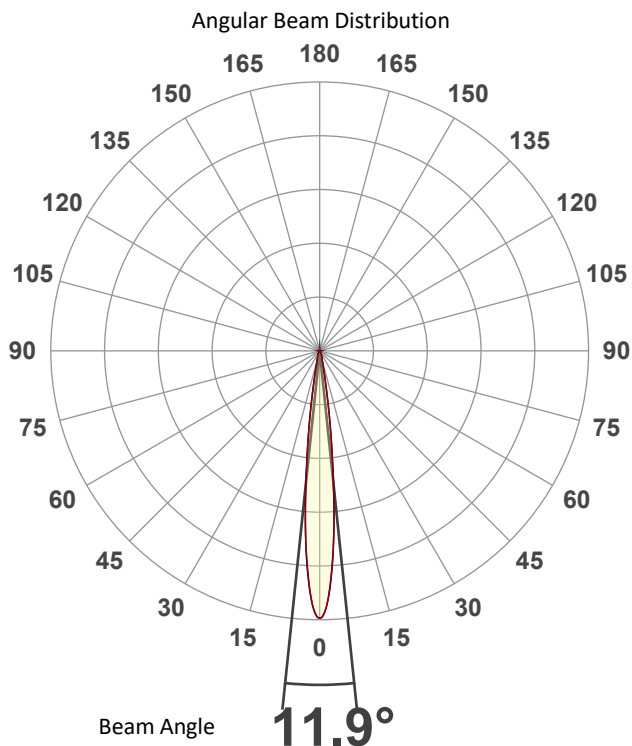


Conditions

AC Supply: 120 V, 60.1 Hz
Power: 0.0 W
Current: 0.000 A
Power Factor: n/a

This data sheet conforms to American National Standard E1.9 – 2007 (R2017). All data was measured and calculated by a Viso Systems LabSpion Goniometer at the Chauvet PD Optics Laboratory in Davie, FL on 1/7/2025 to LM-63-2002 Standards.

Overall Measurement



Tested Color (CIE 1931):

X: 0.153

Y: 0.739



Light Quality

CRI: 0.0

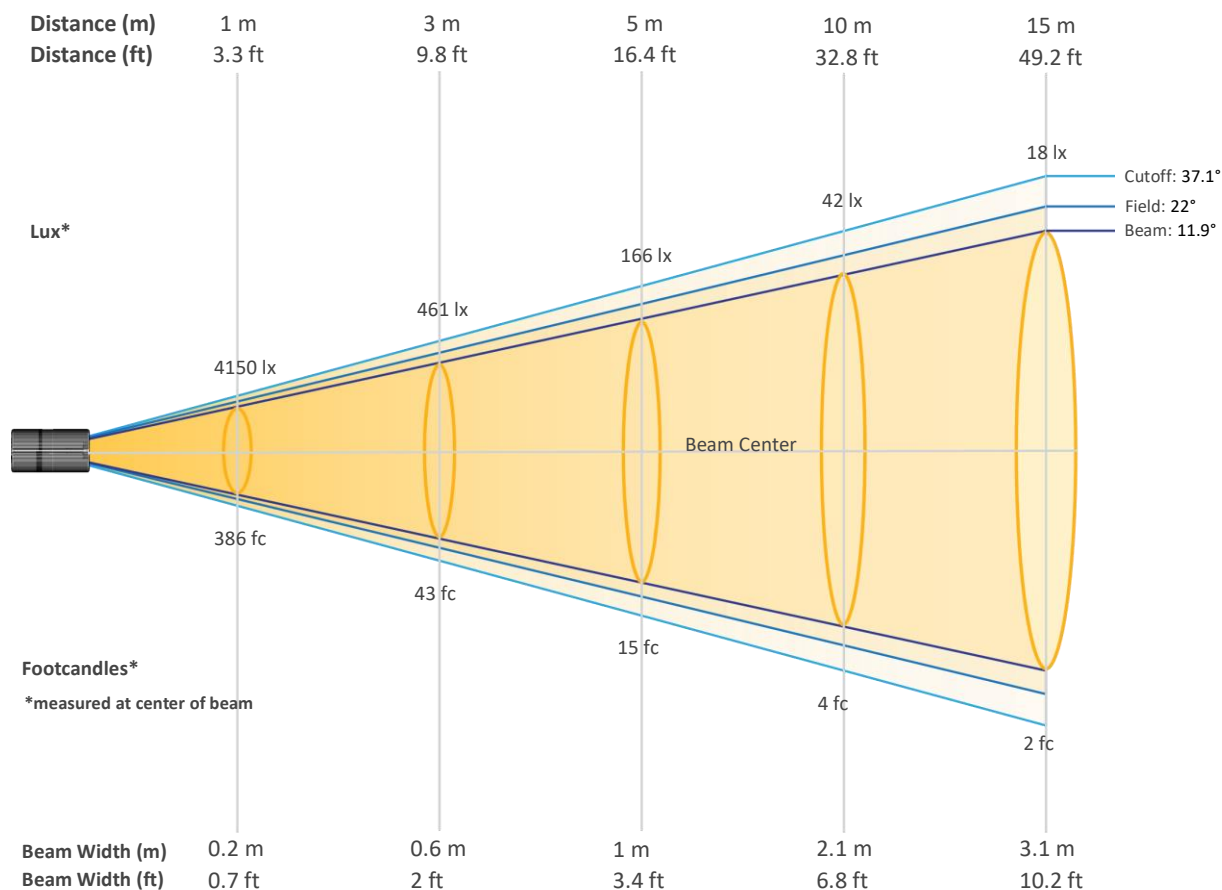
Color Temperature

0 K

Photometric & Chromaticity Report

WELL Pod 2: Standard Optics - Green Only - 18 hours

Beam Details

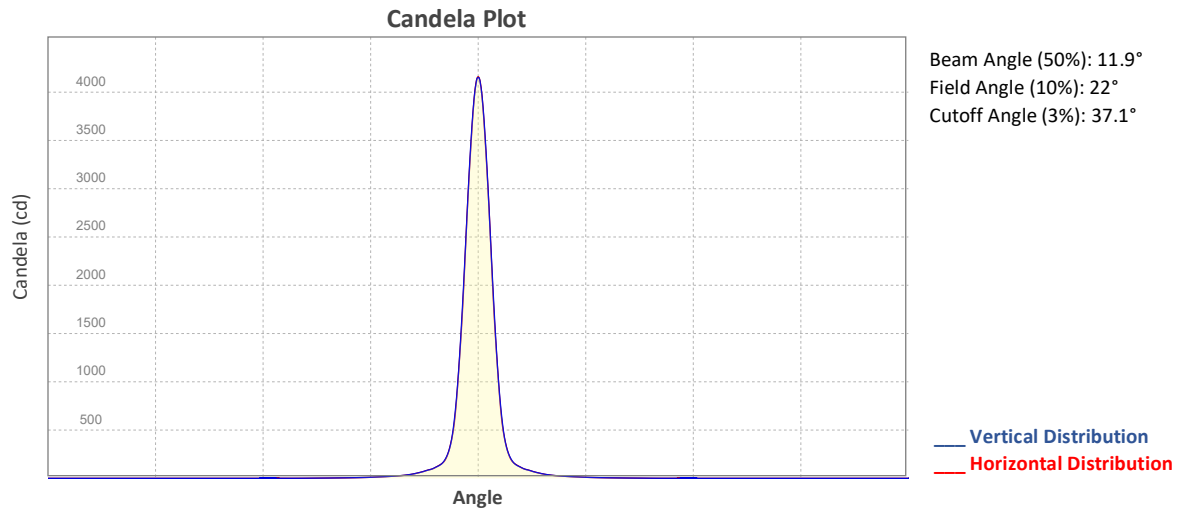


Beam Intensities from 1-20m (3.3-65.6ft)

Distance	1m	2m	3m	4m	5m	6m	7m	8m	9m	10m
Lux	4150	1038	461	259	166	115	85	65	51	42
Distance	11m	12m	13m	14m	15m	16m	17m	18m	19m	20m
Lux	34	29	25	21	18	16	14	13	11	10
Distance	3.3ft	6.6ft	9.8ft	13.1ft	16.4ft	19.7ft	23ft	26.2ft	29.5ft	32.8ft
FC	386	96	43	24	15	11	8	6	5	4
Distance	36.1ft	39.4ft	42.7ft	45.9ft	49.2ft	52.5ft	55.8ft	59.1ft	62.3ft	65.6ft
FC	3	3	2	2	2	2	1	1	1	1

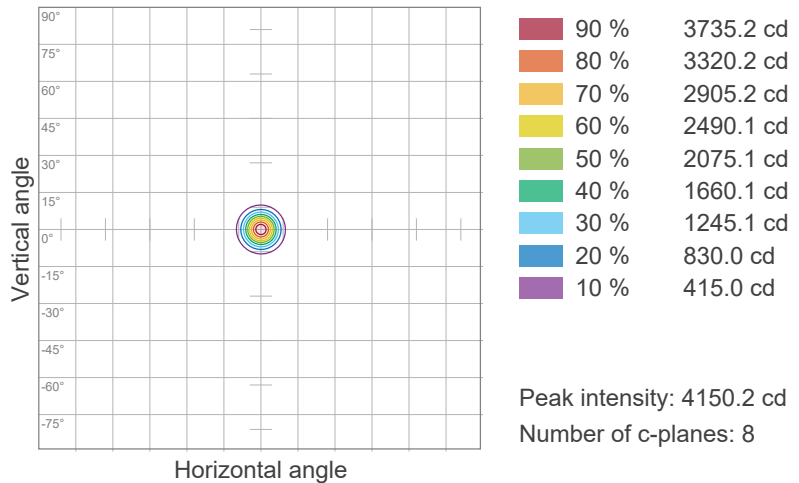
Photometric & Chromaticity Report

WELL Pod 2: Standard Optics - Green Only - 18 hours

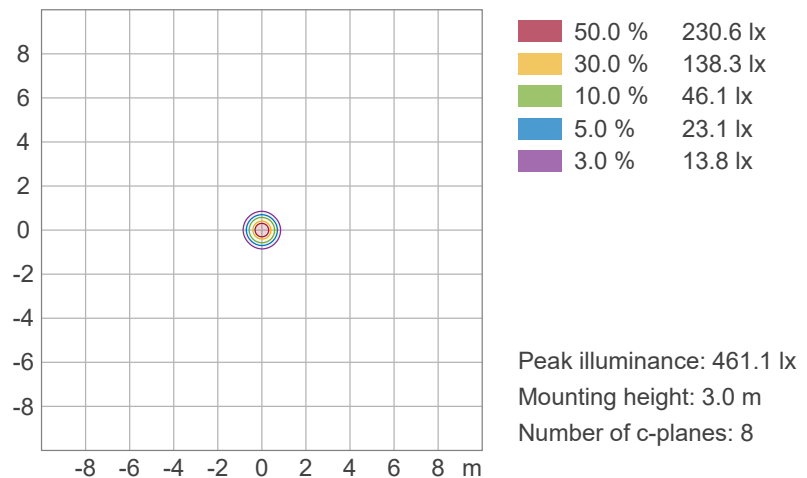


ISO Diagrams

ISO Candela Diagram



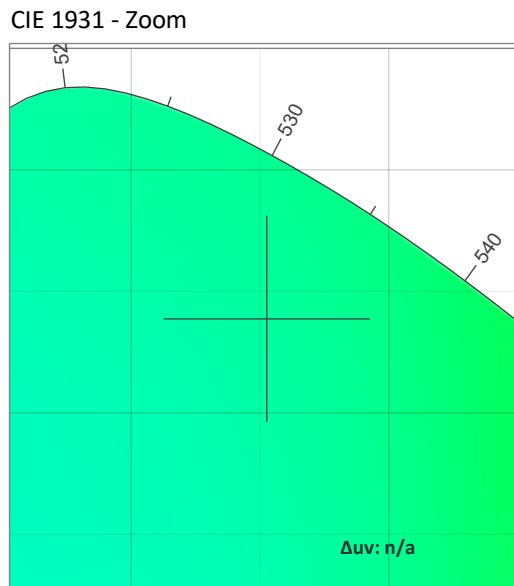
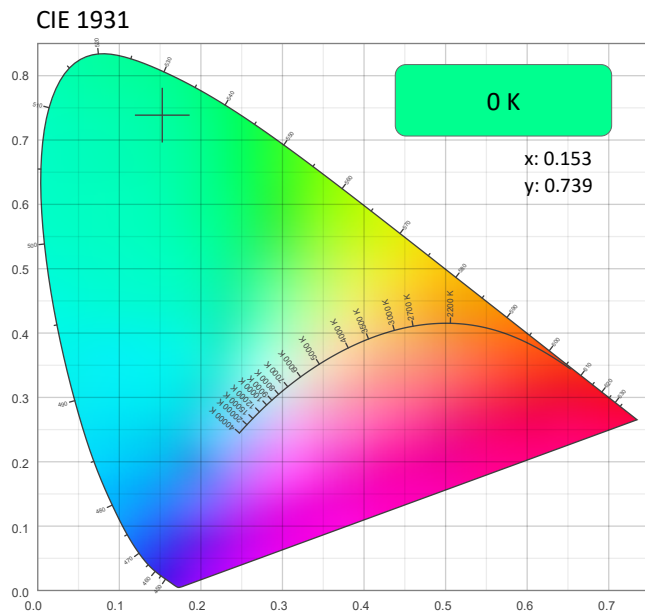
ISO Lux Diagram



Photometric & Chromaticity Report

WELL Pod 2: Standard Optics - Green Only - 18 hours

Chromaticity



CRI: 0.0 (R1-R8)

0	0	0	0	0	0	0	0	0	0	0	0	0	0	0	0
R1	R2	R3	R4	R5	R6	R7	R8	R9	R10	R11	R12	R13	R14	R15	

CQS: 0.0

0	0	0	0	0	0	0	0	0	0	0	0	0	0	0	0
Q1	Q2	Q3	Q4	Q5	Q6	Q7	Q8	Q9	Q10	Q11	Q12	Q13	Q14	Q15	

Color Parameters

Color Temperature	Color Coordinate CIE 1931	Color Coordinate CIE 1931
CCT	x	y
0 K	0.153	0.739

Color Deviation from Black Body Curve	Color Coordinate CIE 1964	Color Coordinate CIE 1964
Δuv	y	u
n/a	0.739	0.053

Color Rendering Index	Red Component	Color Quality Scale
CRI	CRI - R9	CQS
0.0	0.0	0.0

Television Lighting Consistency Index	Color Fidelity	Color Gamut
TLCI	TM30 - Rf	TM30 Rg
n/a	0.0	0.0



Photometric & Chromaticity Report

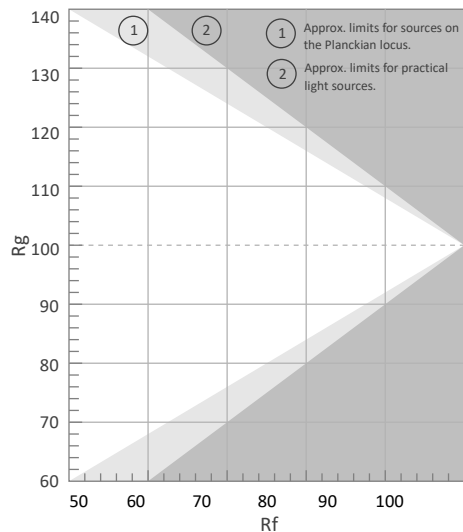
WELL Pod 2: Standard Optics - Green Only - 18 hours

TM-30 Details


Rf 0.0
Fidelity Index (Rg)

Rg 0.0
Gammut Index (Rg)


Hue Bin	Rf	Graphic shifts (%)	
		Chroma	Hue
1	0	0%	0%
2	0	0%	0%
3	0	0%	0%
4	0	0%	0%
5	0	0%	0%
6	0	0%	0%
7	0	0%	0%
8	0	0%	0%
9	0	0%	0%
10	0	0%	0%
11	0	0%	0%
12	0	0%	0%
13	0	0%	0%
14	0	0%	0%
15	0	0%	0%
16	0	0%	0%




Color Vector Graphic



Color Distortion Graphic




Rf by Hue



Local Chroma Shift by Hue



Color Evaluation Sample



Photometric & Chromaticity Report

WELL Pod 2: Standard Optics - Green Only - 12 hours

Report Summary

Measurements

Fixture Output: 447 lm
Fixture Peak: 6536 cd
Fixture Efficacy: n/a lm/W
Intensity @ 5m: 261 lux
Color Temperature: 0 K
CRI: 0.0 CRI R9 Value: 0.0
CQS: 0.0
TLCI: n/a
TM-30 Rf: 0.0
TM-30 Rg: 0.0
Beam Angle (50%): 11.9°
Field Angle (10%): 22.1°
Cutoff Angle (3%): 37°

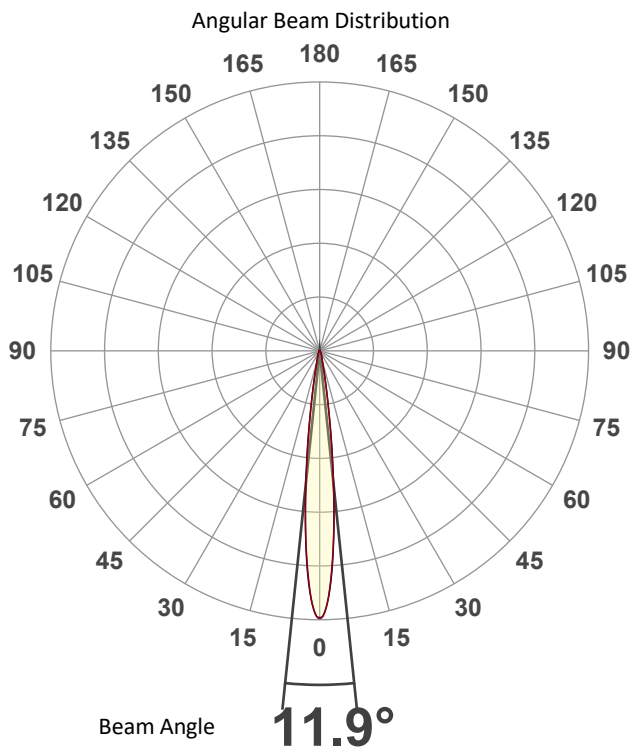


Conditions

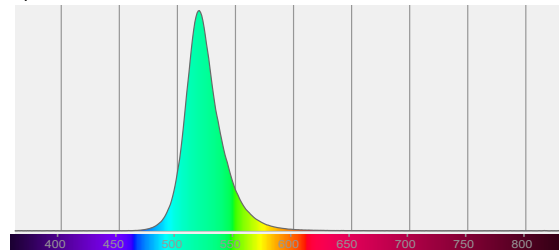
AC Supply: 120 V, 60 Hz
Power: 0.0 W
Current: 0.000 A
Power Factor: n/a

This data sheet conforms to American National Standard E1.9 – 2007 (R2017). All data was measured and calculated by a Viso Systems LabSpion Goniometer at the Chauvet PD Optics Laboratory in Davie, FL on 1/7/2025 to LM-63-2002 Standards.

Overall Measurement



Spectral Distribution



Tested Color (CIE 1931):

X: 0.154

Y: 0.738



Light Quality

CRI: 0.0

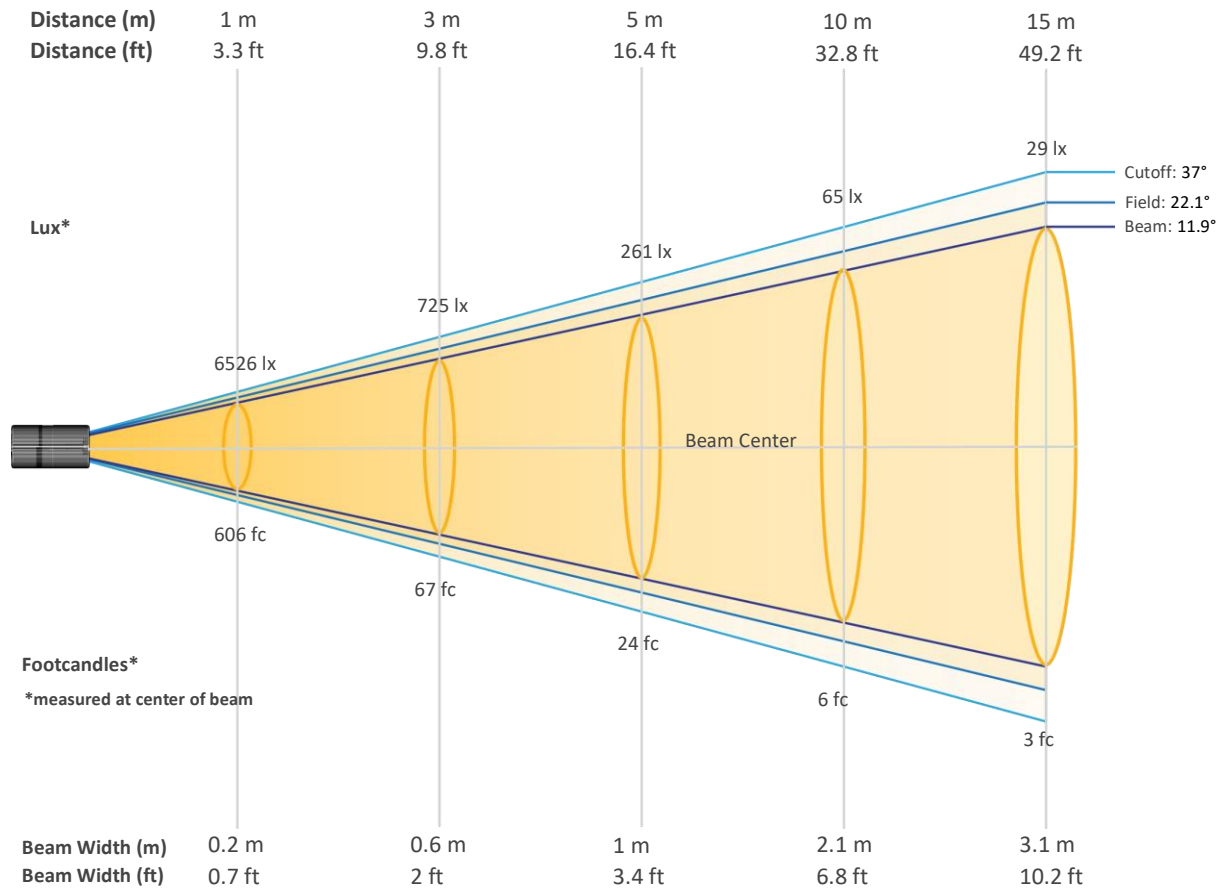
Color Temperature

0 K

Photometric & Chromaticity Report

WELL Pod 2: Standard Optics - Green Only - 12 hours

Beam Details

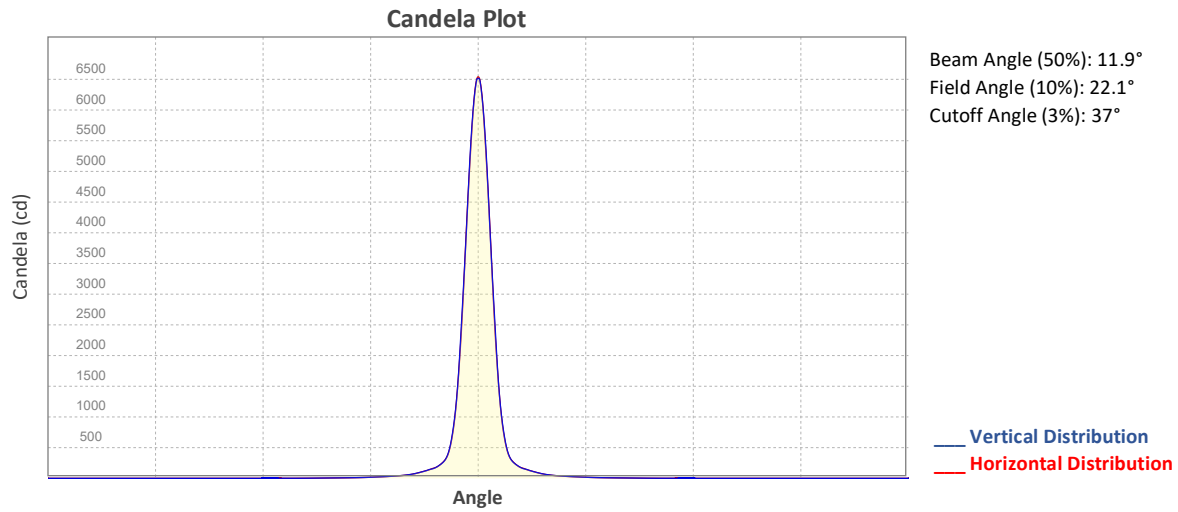


Beam Intensities from 1-20m (3.3-65.6ft)

Distance	1m	2m	3m	4m	5m	6m	7m	8m	9m	10m
Lux	6526	1632	725	408	261	181	133	102	81	65
Distance	11m	12m	13m	14m	15m	16m	17m	18m	19m	20m
Lux	54	45	39	33	29	25	23	20	18	16
Distance	3.3ft	6.6ft	9.8ft	13.1ft	16.4ft	19.7ft	23ft	26.2ft	29.5ft	32.8ft
FC	606	152	67	38	24	17	12	9	7	6
Distance	36.1ft	39.4ft	42.7ft	45.9ft	49.2ft	52.5ft	55.8ft	59.1ft	62.3ft	65.6ft
FC	5	4	4	3	3	2	2	2	2	2

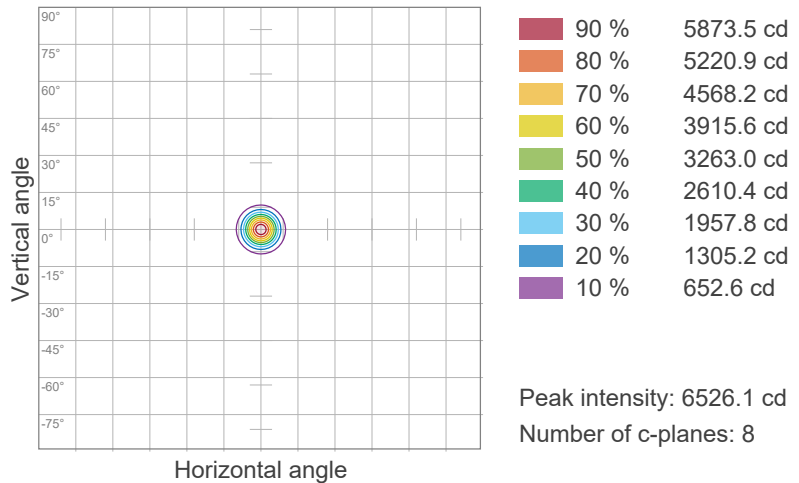
Photometric & Chromaticity Report

WELL Pod 2: Standard Optics - Green Only - 12 hours

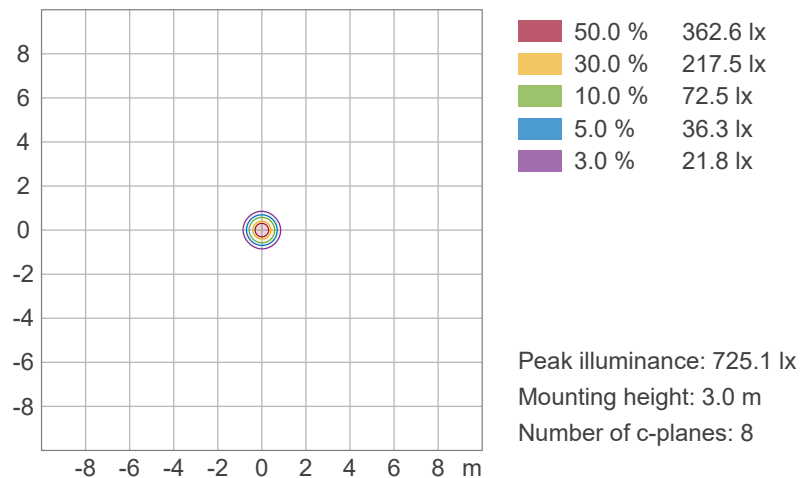


ISO Diagrams

ISO Candela Diagram



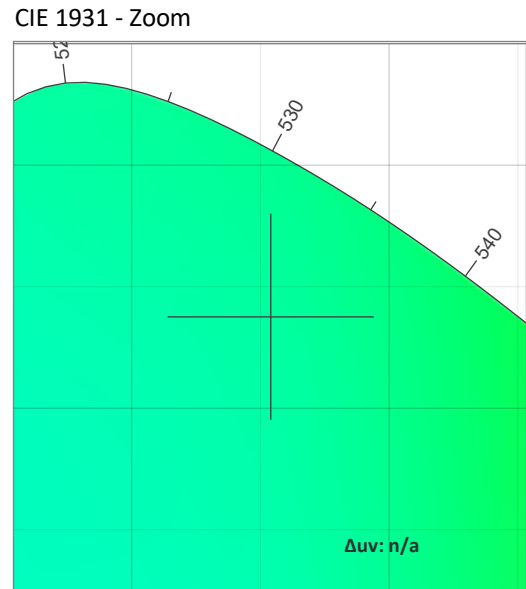
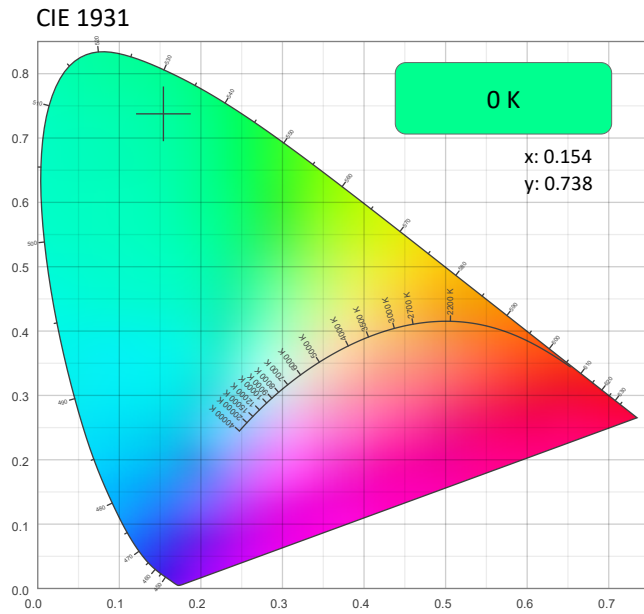
ISO Lux Diagram



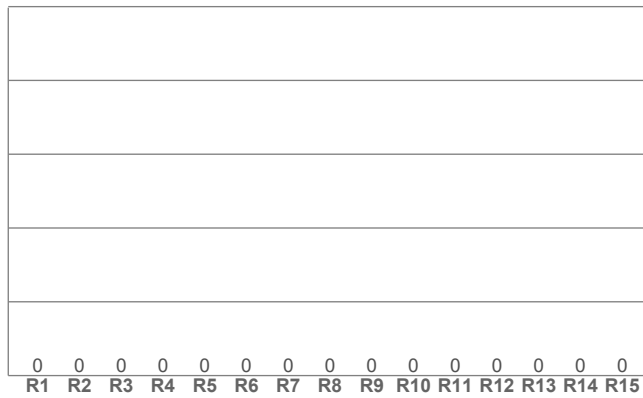
Photometric & Chromaticity Report

WELL Pod 2: Standard Optics - Green Only - 12 hours

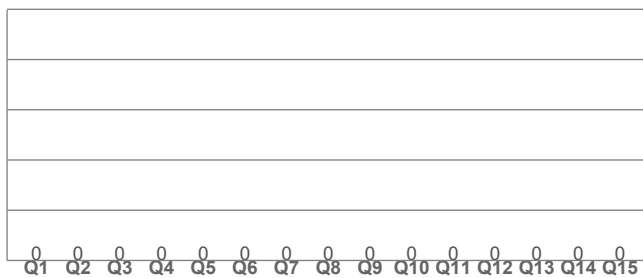
Chromaticity



CRI: 0.0 (R1-R8)



CQS: 0.0



Color Parameters

Color Temperature	Color Coordinate CIE 1931	Color Coordinate CIE 1931
CCT	x	y
0 K	0.154	0.738

Color Deviation from Black Body Curve	Color Coordinate CIE 1964	Color Coordinate CIE 1964
Δuv	y	u
n/a	0.738	0.053

Color Rendering Index	Red Component	Color Quality Scale
CRI	CRI - R9	CQS
0.0	0.0	0.0

Television Lighting Consistency Index	Color Fidelity	Color Gamut
TLCI	TM30 - Rf	TM30 Rg
n/a	0.0	0.0

Photometric & Chromaticity Report

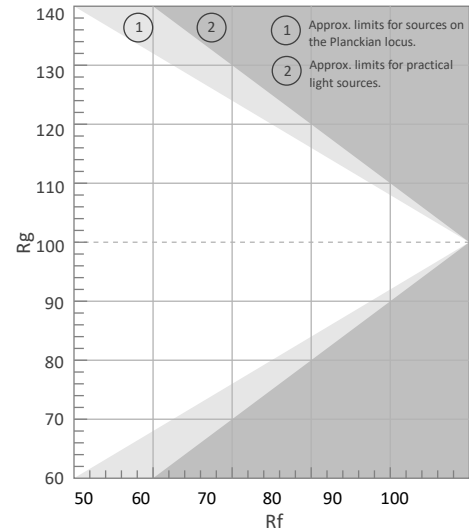
WELL Pod 2: Standard Optics - Green Only - 12 hours

TM-30 Details


Rf 0.0
Fidelity Index (Rg)

Rg 0.0
Gammut Index (Rg)

Hue Bin	Rf	Graphic shifts (%)	
		Chroma	Hue
1	0	0%	0%
2	0	0%	0%
3	0	0%	0%
4	0	0%	0%
5	0	0%	0%
6	0	0%	0%
7	0	0%	0%
8	0	0%	0%
9	0	0%	0%
10	0	0%	0%
11	0	0%	0%
12	0	0%	0%
13	0	0%	0%
14	0	0%	0%
15	0	0%	0%
16	0	0%	0%



Color Vector Graphic



Color Distortion Graphic




Rf by Hue



Local Chroma Shift by Hue



Color Evaluation Sample



Photometric & Chromaticity Report

WELL Pod 2: Standard Optics - Green Only - 8 hours

Report Summary

Measurements

Fixture Output: 704 lm
Fixture Peak: 10396 cd
Fixture Efficacy: n/a lm/W
Intensity @ 5m: 415 lux
Color Temperature: 0 K
CRI: 0.0 CRI R9 Value: 0.0
CQS: 0.0
TLCI: n/a
TM-30 Rf: 0.0
TM-30 Rg: 0.0
Beam Angle (50%): 11.9°
Field Angle (10%): 22°
Cutoff Angle (3%): 36.8°

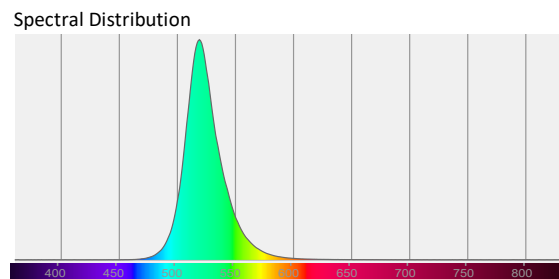
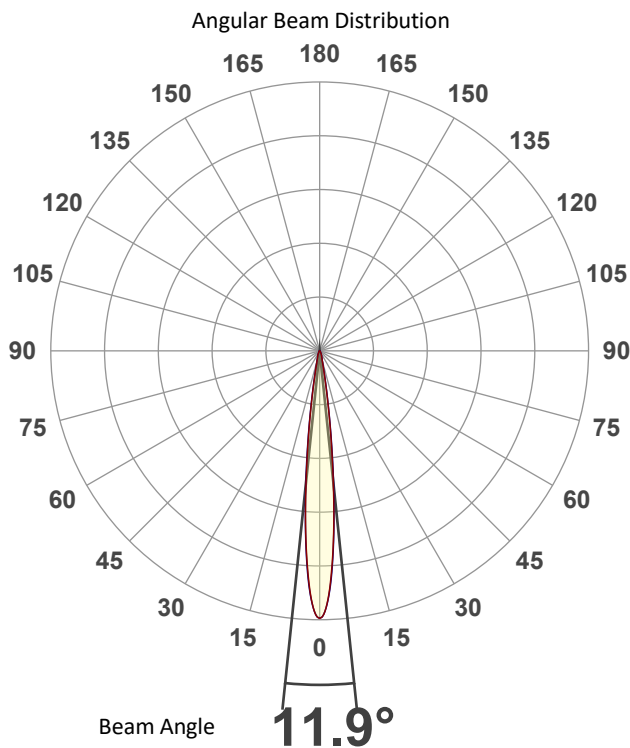


Conditions

AC Supply: 119 V, 60 Hz
Power: 0.0 W
Current: 0.000 A
Power Factor: n/a

This data sheet conforms to American National Standard E1.9 – 2007 (R2017). All data was measured and calculated by a Viso Systems LabSpion Goniometer at the Chauvet PD Optics Laboratory in Davie, FL on 1/7/2025 to LM-63-2002 Standards.

Overall Measurement



Tested Color (CIE 1931):

X: 0.156

Y: 0.736



Light Quality

CRI: 0.0

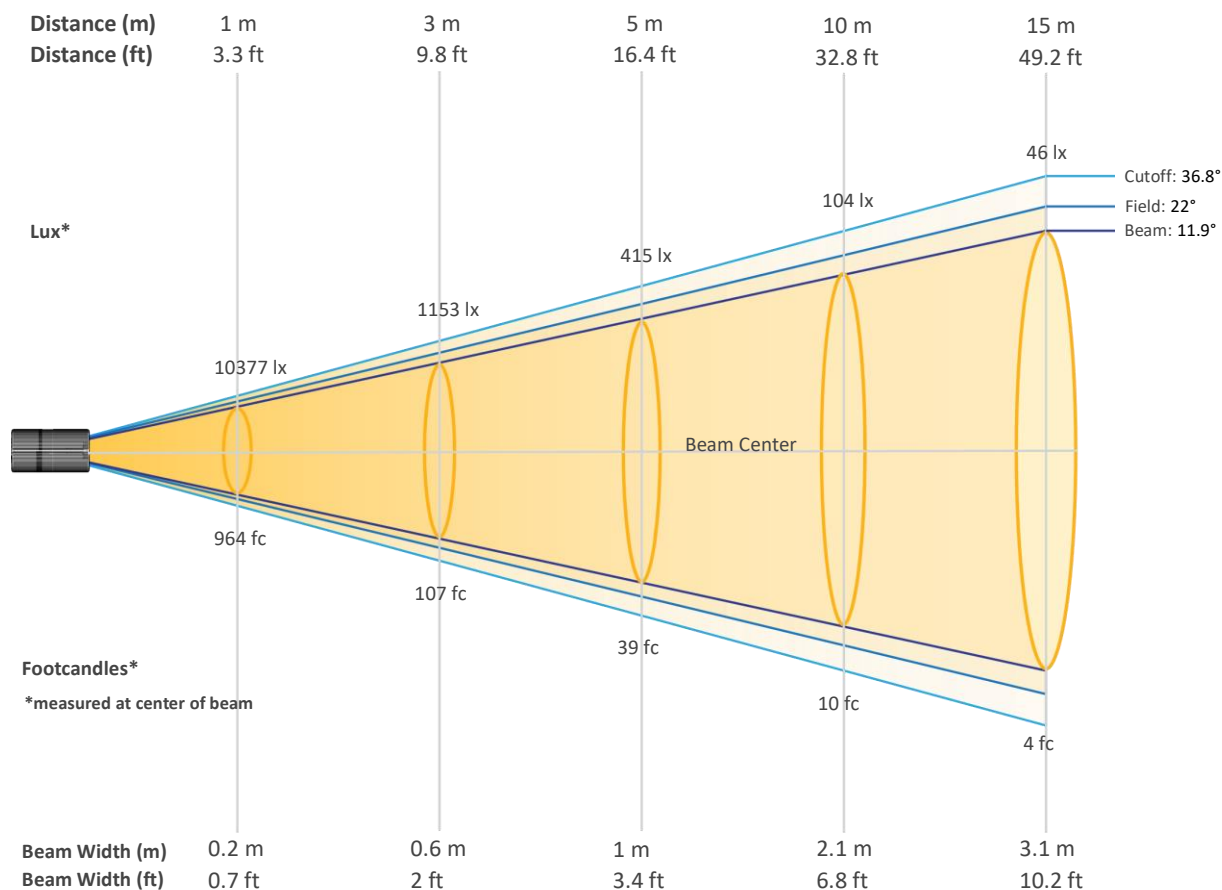
Color Temperature

0 K

Photometric & Chromaticity Report

WELL Pod 2: Standard Optics - Green Only - 8 hours

Beam Details

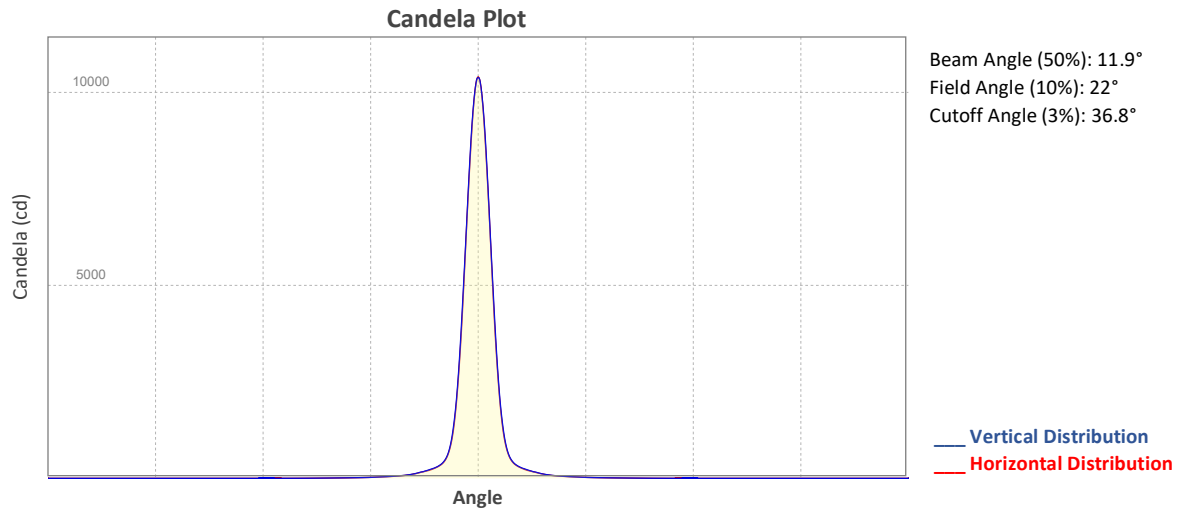


Beam Intensities from 1-20m (3.3-65.6ft)

Distance	1m	2m	3m	4m	5m	6m	7m	8m	9m	10m
Lux	10377	2594	1153	649	415	288	212	162	128	104
Distance	11m	12m	13m	14m	15m	16m	17m	18m	19m	20m
Lux	86	72	61	53	46	41	36	32	29	26
Distance	3.3ft	6.6ft	9.8ft	13.1ft	16.4ft	19.7ft	23ft	26.2ft	29.5ft	32.8ft
FC	964	241	107	60	39	27	20	15	12	10
Distance	36.1ft	39.4ft	42.7ft	45.9ft	49.2ft	52.5ft	55.8ft	59.1ft	62.3ft	65.6ft
FC	8	7	6	5	4	4	3	3	3	2

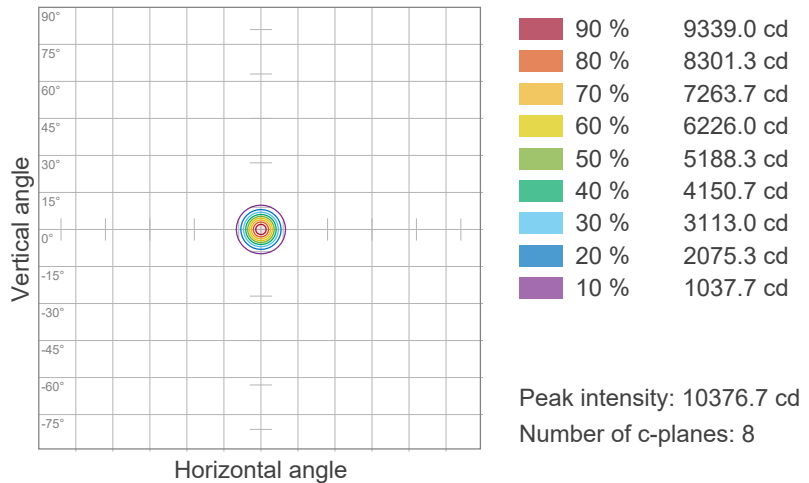
Photometric & Chromaticity Report

WELL Pod 2: Standard Optics - Green Only - 8 hours

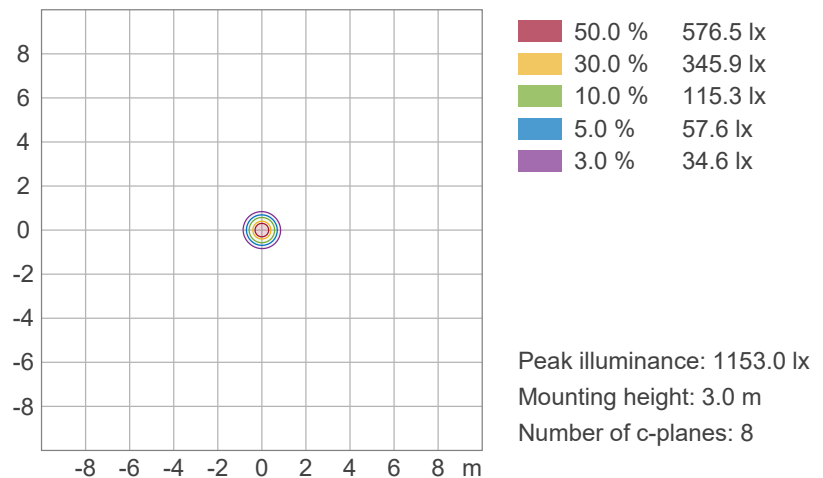


ISO Diagrams

ISO Candela Diagram



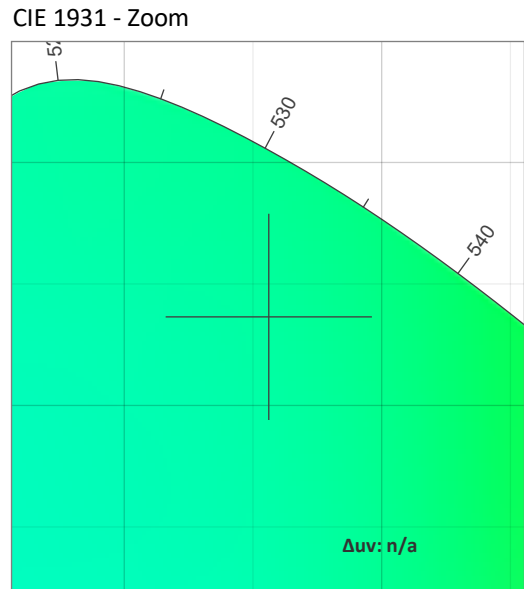
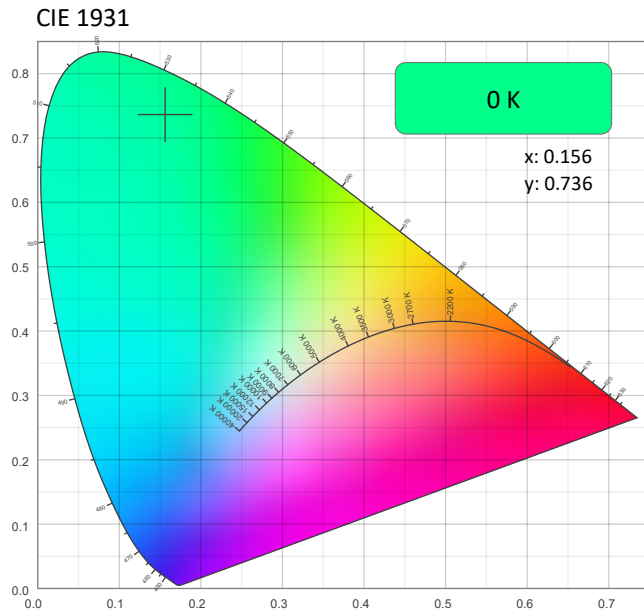
ISO Lux Diagram



Photometric & Chromaticity Report

WELL Pod 2: Standard Optics - Green Only - 8 hours

Chromaticity



CRI: 0.0 (R1-R8)

0	0	0	0	0	0	0	0	0	0	0	0	0	0	0
R1	R2	R3	R4	R5	R6	R7	R8	R9	R10	R11	R12	R13	R14	R15

CQS: 0.0

0	0	0	0	0	0	0	0	0	0	0	0	0	0	0
Q1	Q2	Q3	Q4	Q5	Q6	Q7	Q8	Q9	Q10	Q11	Q12	Q13	Q14	Q15

Color Parameters

Color Temperature	Color Coordinate CIE 1931	Color Coordinate CIE 1931
CCT	x	y
0 K	0.156	0.736

Color Deviation from Black Body Curve	Color Coordinate CIE 1964	Color Coordinate CIE 1964
Δuv	y	u
n/a	0.736	0.054

Color Rendering Index	Red Component	Color Quality Scale
CRI	CRI - R9	CQS
0.0	0.0	0.0

Television Lighting Consistency Index	Color Fidelity	Color Gamut
TLCI	TM30 - Rf	TM30 Rg
n/a	0.0	0.0



Photometric & Chromaticity Report

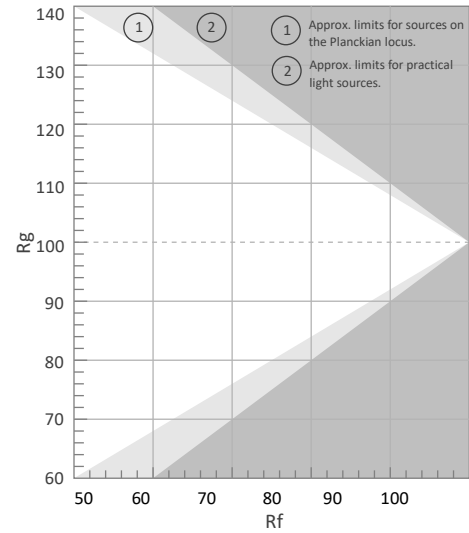
WELL Pod 2: Standard Optics - Green Only - 8 hours

TM-30 Details


Rf 0.0
Fidelity Index (Rg)

Rg 0.0
Gammut Index (Rg)


Hue Bin	Rf	Graphic shifts (%)	
		Chroma	Hue
1	0	0%	0%
2	0	0%	0%
3	0	0%	0%
4	0	0%	0%
5	0	0%	0%
6	0	0%	0%
7	0	0%	0%
8	0	0%	0%
9	0	0%	0%
10	0	0%	0%
11	0	0%	0%
12	0	0%	0%
13	0	0%	0%
14	0	0%	0%
15	0	0%	0%
16	0	0%	0%




Color Vector Graphic



Color Distortion Graphic




Rf by Hue



Local Chroma Shift by Hue



Color Evaluation Sample



Photometric & Chromaticity Report

WELL Pod 2: Standard Optics - Green Only - 5 hours

Report Summary

Measurements

Fixture Output: 829 lm
Fixture Peak: 12228 cd
Fixture Efficacy: n/a lm/W
Intensity @ 5m: 488 lux
Color Temperature: 0 K
CRI: 0.0 CRI R9 Value: 0.0
CQS: 0.0
TLCI: n/a
TM-30 Rf: 0.0
TM-30 Rg: 0.0
Beam Angle (50%): 11.9°
Field Angle (10%): 22°
Cutoff Angle (3%): 37.1°

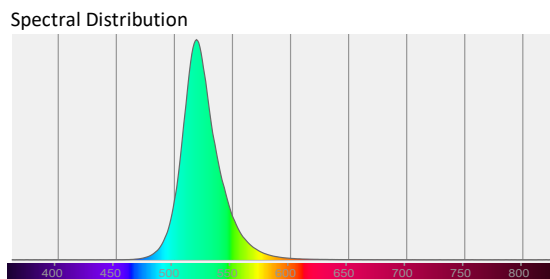
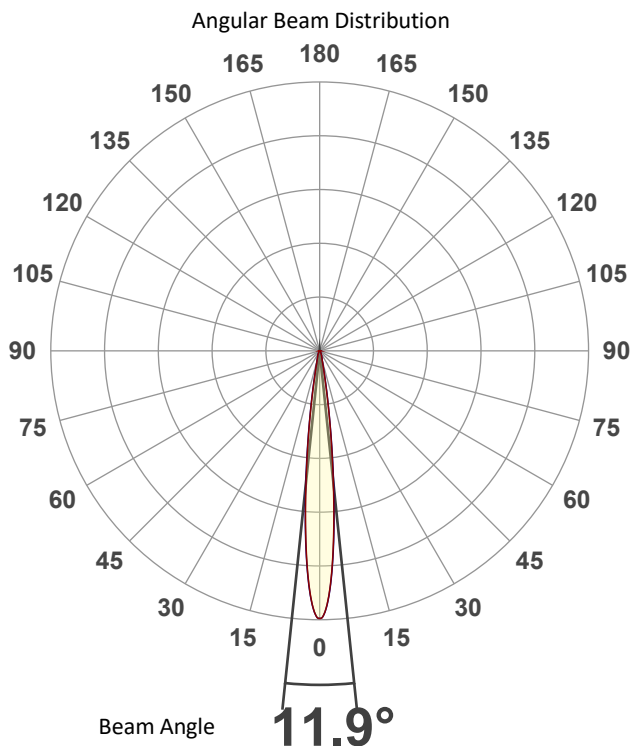


Conditions

AC Supply: 120 V, 60 Hz
Power: 0.0 W
Current: 0.000 A
Power Factor: n/a

This data sheet conforms to American National Standard E1.9 – 2007 (R2017). All data was measured and calculated by a Viso Systems LabSpion Goniometer at the Chauvet PD Optics Laboratory in Davie, FL on 1/7/2025 to LM-63-2002 Standards.

Overall Measurement



Tested Color (CIE 1931):

X: 0.157

Y: 0.736



Light Quality

CRI: 0.0

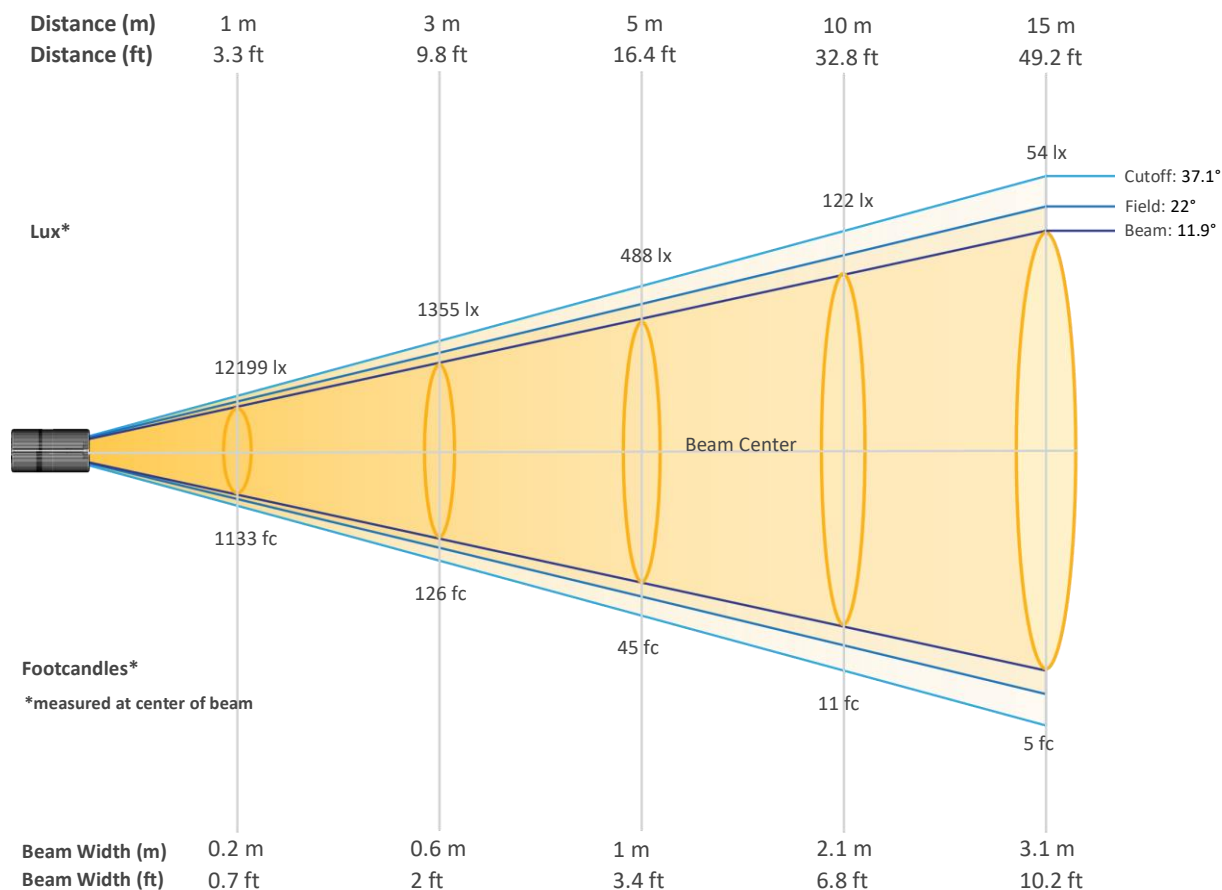
Color Temperature

0 K

Photometric & Chromaticity Report

WELL Pod 2: Standard Optics - Green Only - 5 hours

Beam Details

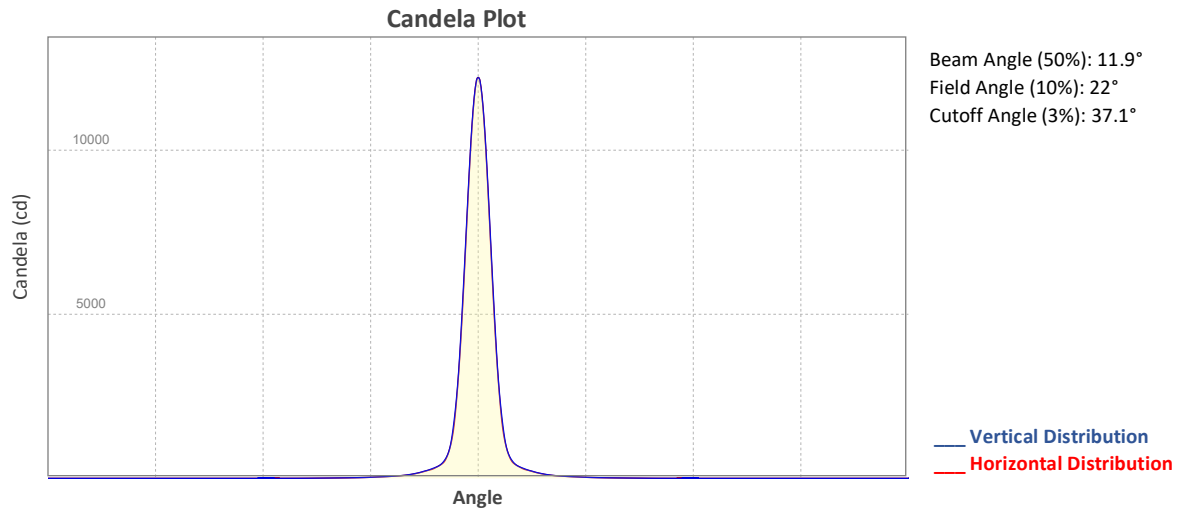


Beam Intensities from 1-20m (3.3-65.6ft)

Distance	1m	2m	3m	4m	5m	6m	7m	8m	9m	10m
Lux	12199	3050	1355	762	488	339	249	191	151	122
Distance	11m	12m	13m	14m	15m	16m	17m	18m	19m	20m
Lux	101	85	72	62	54	48	42	38	34	30
Distance	3.3ft	6.6ft	9.8ft	13.1ft	16.4ft	19.7ft	23ft	26.2ft	29.5ft	32.8ft
FC	1133	283	126	71	45	31	23	18	14	11
Distance	36.1ft	39.4ft	42.7ft	45.9ft	49.2ft	52.5ft	55.8ft	59.1ft	62.3ft	65.6ft
FC	9	8	7	6	5	4	4	3	3	3

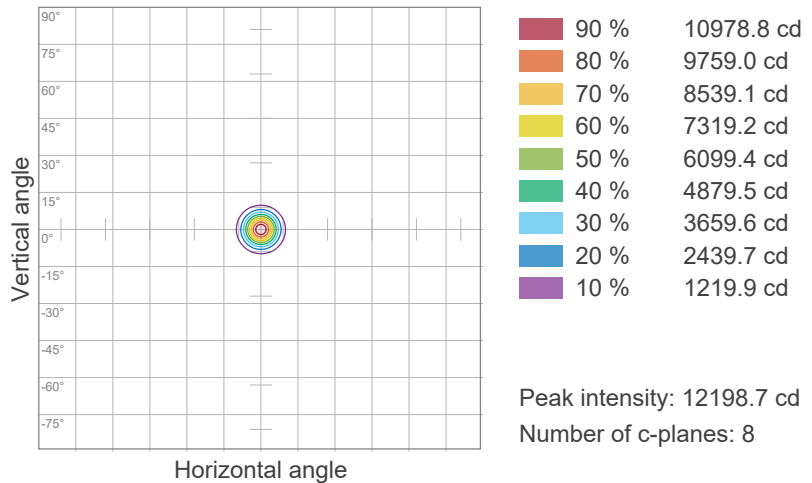
Photometric & Chromaticity Report

WELL Pod 2: Standard Optics - Green Only - 5 hours

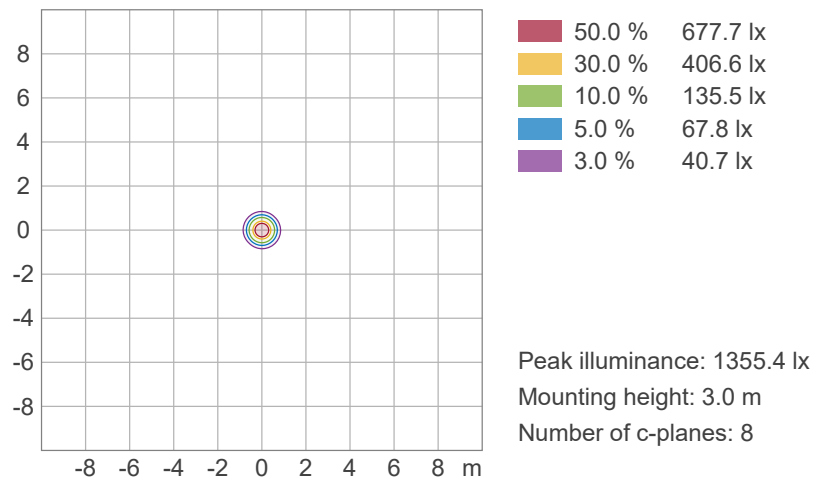


ISO Diagrams

ISO Candela Diagram



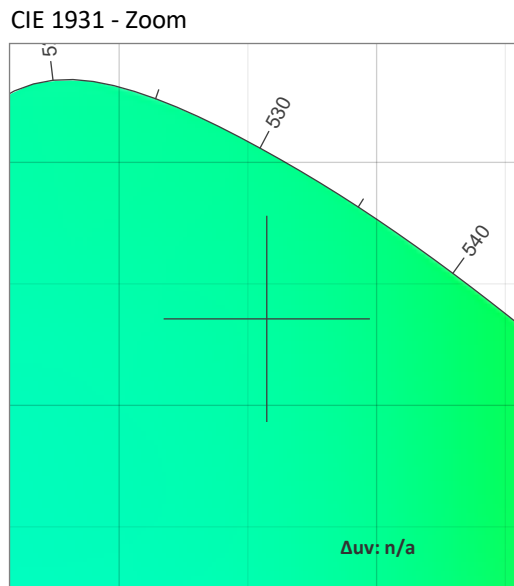
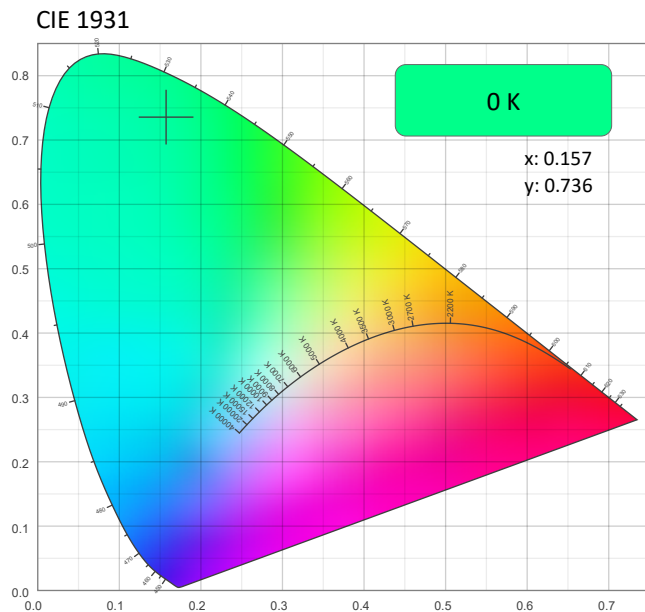
ISO Lux Diagram



Photometric & Chromaticity Report

WELL Pod 2: Standard Optics - Green Only - 5 hours

Chromaticity



CRI: 0.0 (R1-R8)

0	0	0	0	0	0	0	0	0	0	0	0	0	0	0
R1	R2	R3	R4	R5	R6	R7	R8	R9	R10	R11	R12	R13	R14	R15

CQS: 0.0

0	0	0	0	0	0	0	0	0	0	0	0	0	0	0
Q1	Q2	Q3	Q4	Q5	Q6	Q7	Q8	Q9	Q10	Q11	Q12	Q13	Q14	Q15

Color Parameters

Color Temperature	Color Coordinate CIE 1931	Color Coordinate CIE 1931
CCT	x	y
0 K	0.157	0.736

Color Deviation from Black Body Curve	Color Coordinate CIE 1964	Color Coordinate CIE 1964
Δuv	y	u
n/a	0.736	0.055

Color Rendering Index	Red Component	Color Quality Scale
CRI	CRI - R9	CQS
0.0	0.0	0.0

Television Lighting Consistency Index	Color Fidelity	Color Gamut
TLCI	TM30 - Rf	TM30 Rg
n/a	0.0	0.0



Photometric & Chromaticity Report

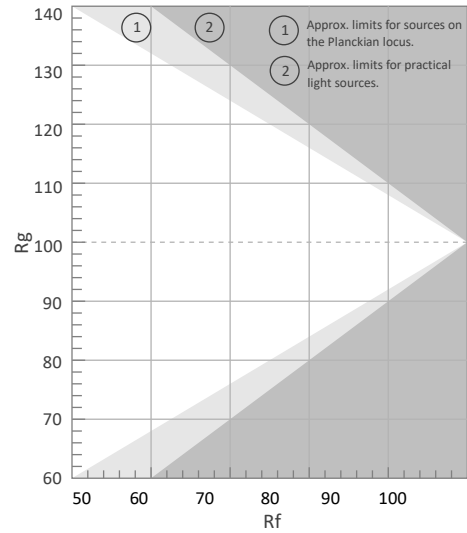
WELL Pod 2: Standard Optics - Green Only - 5 hours

TM-30 Details


Rf 0.0
Fidelity Index
(Rg)

Rg 0.0
Gammut Index (Rg)


Hue Bin	Rf	Graphic shifts (%)	
		Chroma	Hue
1	0	0%	0%
2	0	0%	0%
3	0	0%	0%
4	0	0%	0%
5	0	0%	0%
6	0	0%	0%
7	0	0%	0%
8	0	0%	0%
9	0	0%	0%
10	0	0%	0%
11	0	0%	0%
12	0	0%	0%
13	0	0%	0%
14	0	0%	0%
15	0	0%	0%
16	0	0%	0%




Color Vector Graphic



Color Distortion Graphic




Rf by Hue



Local Chroma Shift by Hue



Color Evaluation Sample



Photometric & Chromaticity Report

WELL Pod 2: Standard Optics - Blue Only - Off

Report Summary

Measurements

Fixture Output: 155 lm
Fixture Peak: 2036 cd
Fixture Efficacy: n/a lm/W
Intensity @ 5m: 81 lux
Color Temperature: 0 K
CRI: 0.0 CRI R9 Value: 0.0
CQS: 0.0
TLCI: n/a
TM-30 Rf: 0.0
TM-30 Rg: 0.0
Beam Angle (50%): 12°
Field Angle (10%): 22.4°
Cutoff Angle (3%): 38.4°

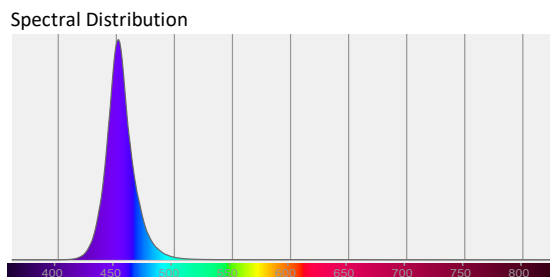
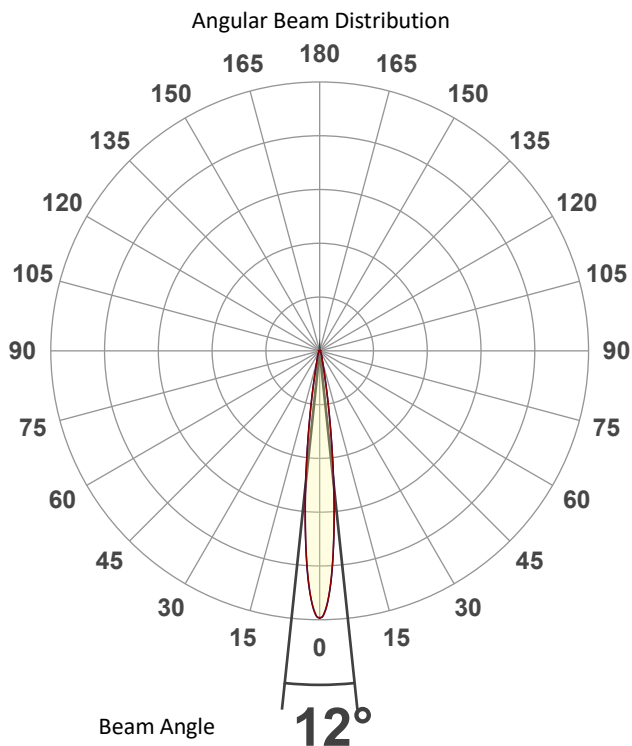


Conditions

AC Supply: 120 V, 60.1 Hz
Power: 0.0 W
Current: 0.000 A
Power Factor: n/a

This data sheet conforms to American National Standard E1.9 – 2007 (R2017). All data was measured and calculated by a Viso Systems LabSpion Goniometer at the Chauvet PD Optics Laboratory in Davie, FL on 1/7/2025 to LM-63-2002 Standards.


Overall Measurement



Tested Color (CIE 1931):

X: 0.152

Y: 0.029



Light Quality

CRI: 0.0

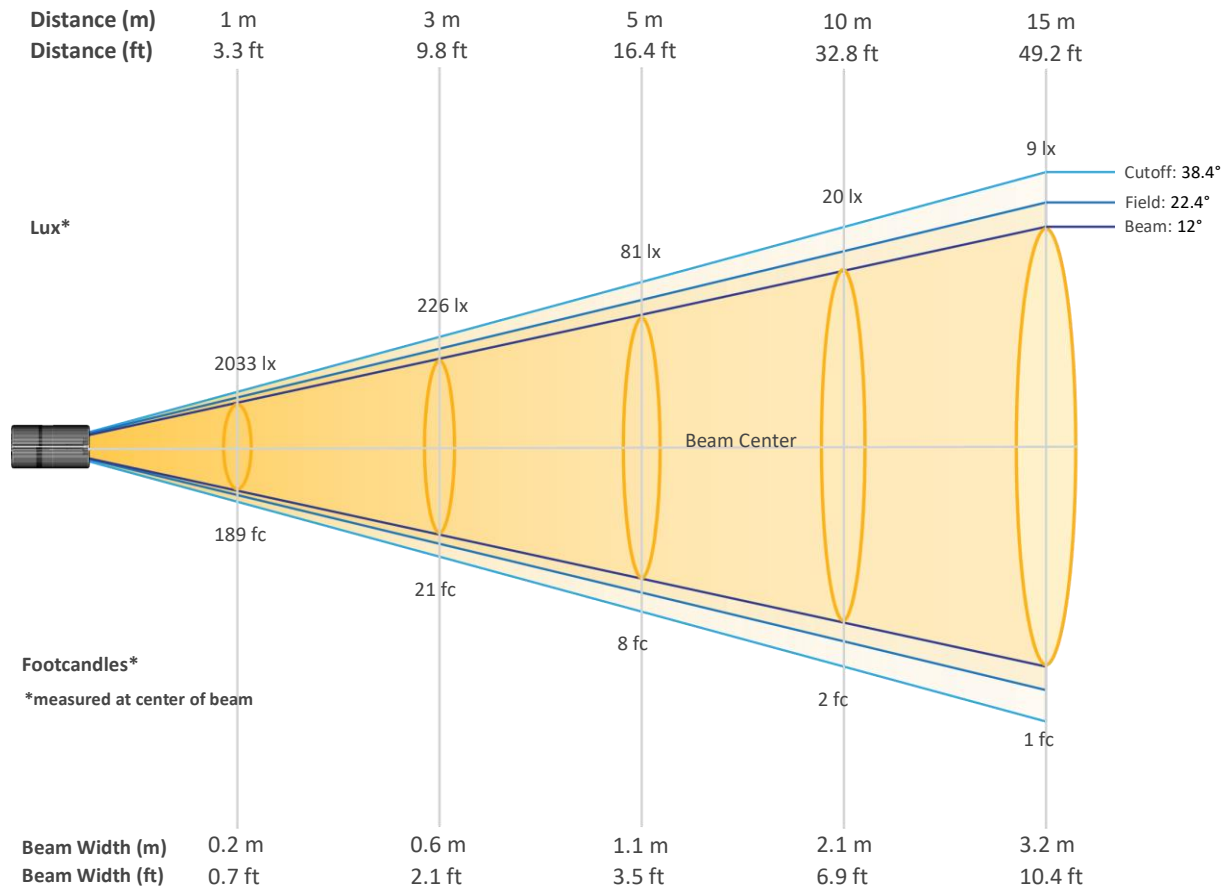
Color Temperature

0 K

Photometric & Chromaticity Report

WELL Pod 2: Standard Optics - Blue Only - Off

Beam Details

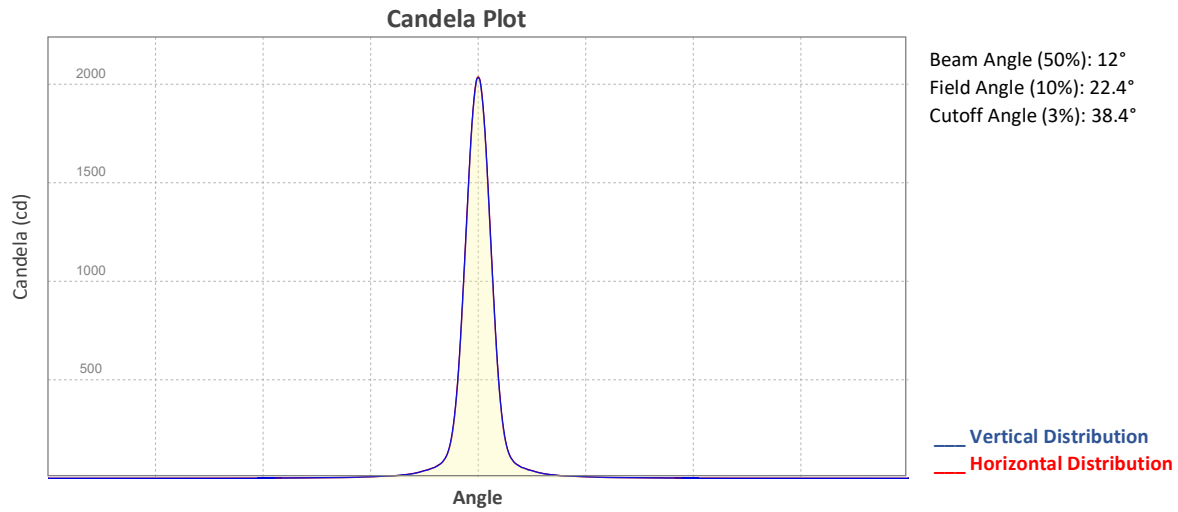


Beam Intensities from 1-20m (3.3-65.6ft)

Distance	1m	2m	3m	4m	5m	6m	7m	8m	9m	10m
Lux	2033	508	226	127	81	56	41	32	25	20
Distance	11m	12m	13m	14m	15m	16m	17m	18m	19m	20m
Lux	17	14	12	10	9	8	7	6	6	5
Distance	3.3ft	6.6ft	9.8ft	13.1ft	16.4ft	19.7ft	23ft	26.2ft	29.5ft	32.8ft
FC	189	47	21	12	8	5	4	3	2	2
Distance	36.1ft	39.4ft	42.7ft	45.9ft	49.2ft	52.5ft	55.8ft	59.1ft	62.3ft	65.6ft
FC	2	1	1	1	1	1	1	1	1	0

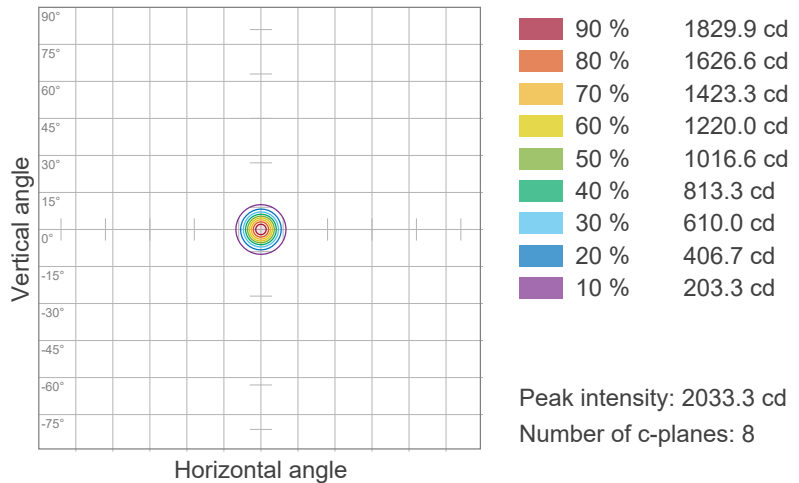
Photometric & Chromaticity Report

WELL Pod 2: Standard Optics - Blue Only - Off

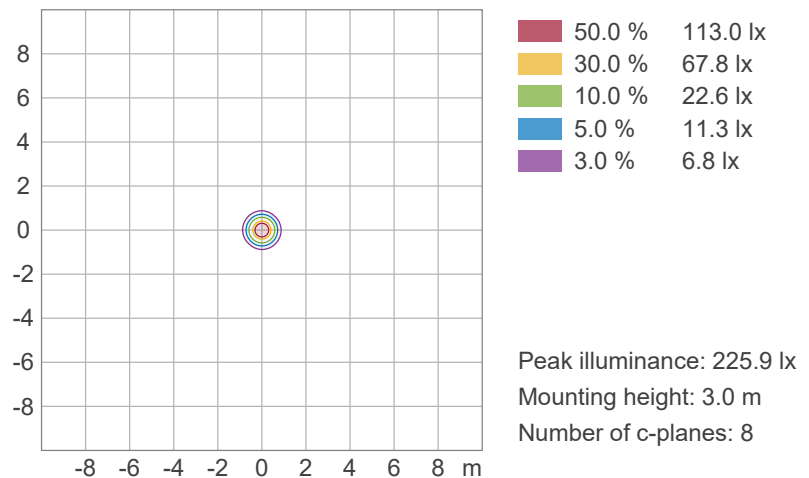


ISO Diagrams

ISO Candela Diagram



ISO Lux Diagram



Photometric & Chromaticity Report

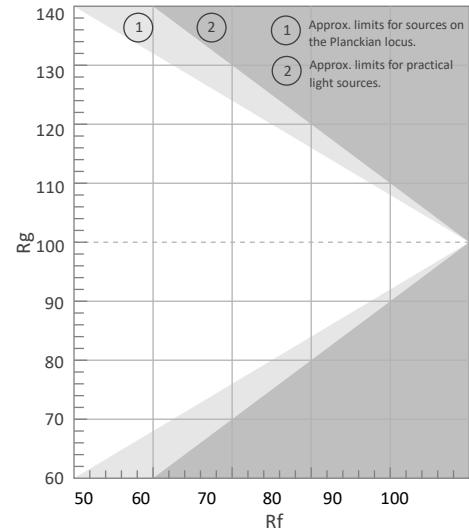
WELL Pod 2: Standard Optics - Blue Only - Off

TM-30 Details


Rf 0.0
Fidelity Index (Rg)

Rg 0.0
Gammut Index (Rg)

Hue Bin	Rf	Graphic shifts (%)	
		Chroma	Hue
1	0	0%	0%
2	0	0%	0%
3	0	0%	0%
4	0	0%	0%
5	0	0%	0%
6	0	0%	0%
7	0	0%	0%
8	0	0%	0%
9	0	0%	0%
10	0	0%	0%
11	0	0%	0%
12	0	0%	0%
13	0	0%	0%
14	0	0%	0%
15	0	0%	0%
16	0	0%	0%




Color Vector Graphic



Color Distortion Graphic




Rf by Hue



Local Chroma Shift by Hue



Color Evaluation Sample



Photometric & Chromaticity Report

WELL Pod 2: Standard Optics - Blue Only - AC

Report Summary

Measurements

Fixture Output: 160 lm
Fixture Peak: 2210 cd
Fixture Efficacy: 6 lm/W
Intensity @ 5m: 88 lux
Color Temperature: 0 K
CRI: 0.0 CRI R9 Value: 0.0
CQS: 0.0
TLCI: n/a
TM-30 Rf: 0.0
TM-30 Rg: 0.0
Beam Angle (50%): 12°
Field Angle (10%): 22.4°
Cutoff Angle (3%): 38.1°

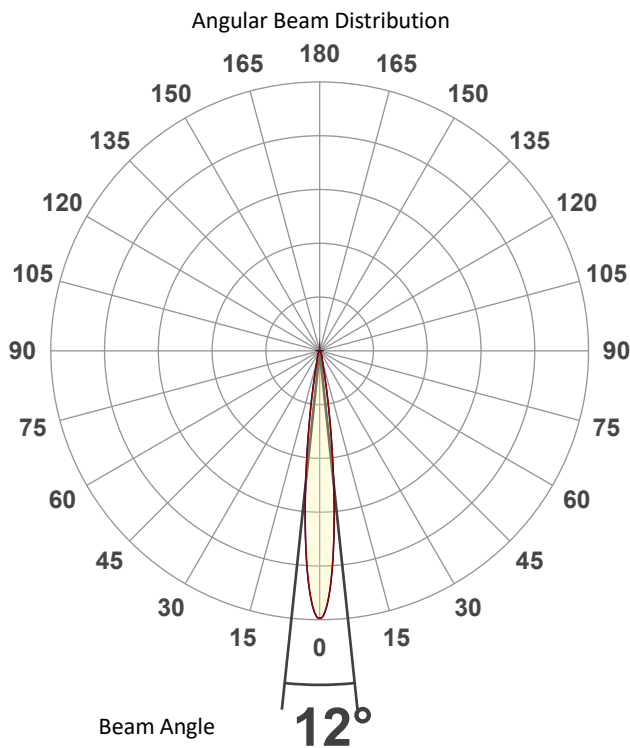


Conditions

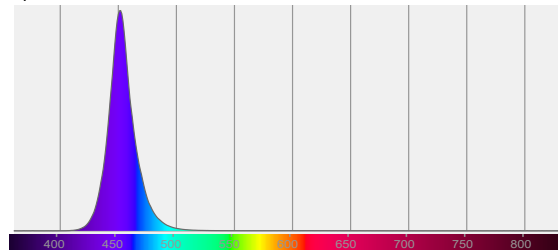
AC Supply: 119 V, 60 Hz
Power: 28.85 W
Current: 0.242 A
Power Factor: 0.99

This data sheet conforms to American National Standard E1.9 – 2007 (R2017). All data was measured and calculated by a Viso Systems LabSpion Goniometer at the Chauvet PD Optics Laboratory in Davie, FL on 1/7/2025 to LM-63-2002 Standards.

Overall Measurement



Spectral Distribution



Tested Color (CIE 1931):

X: 0.152

Y: 0.029



Light Quality

CRI: 0.0

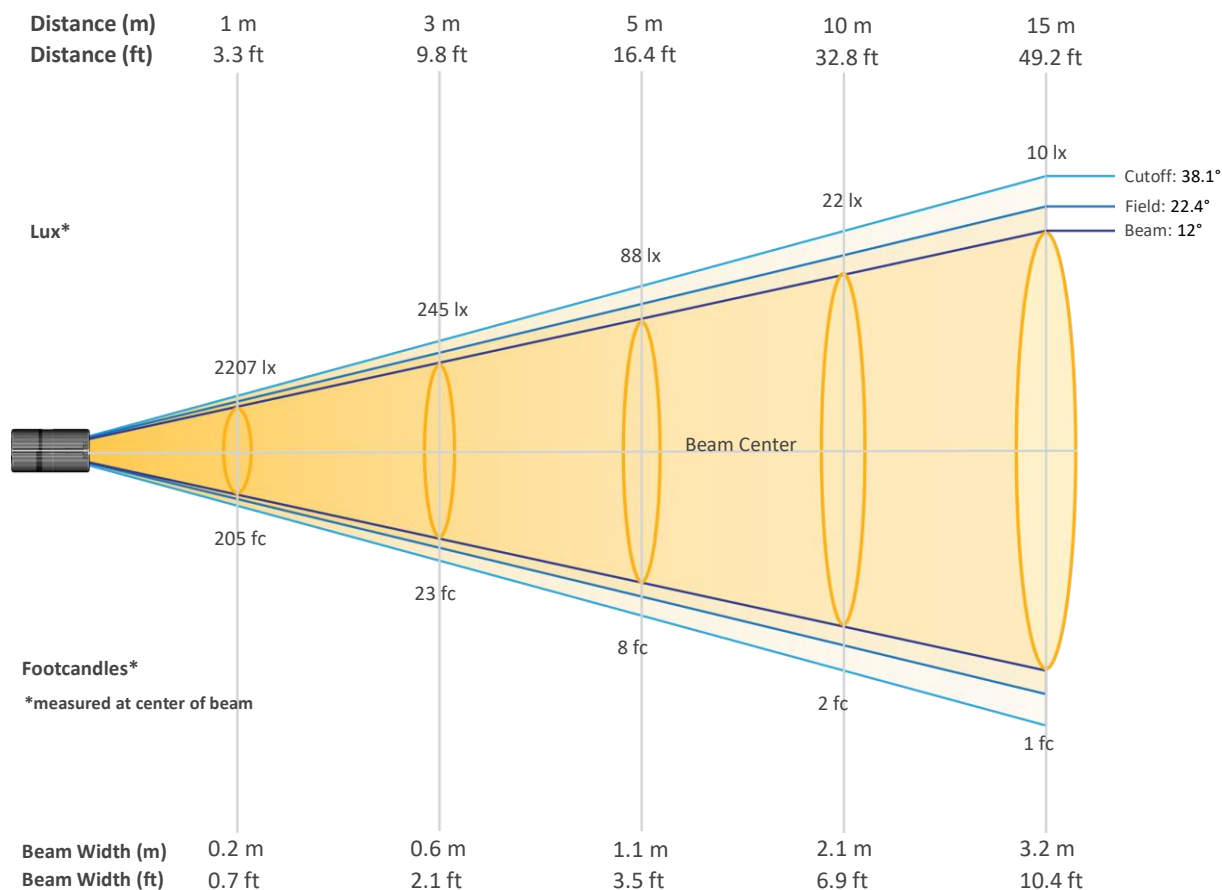
Color Temperature

0 K

Photometric & Chromaticity Report

WELL Pod 2: Standard Optics - Blue Only - AC

Beam Details

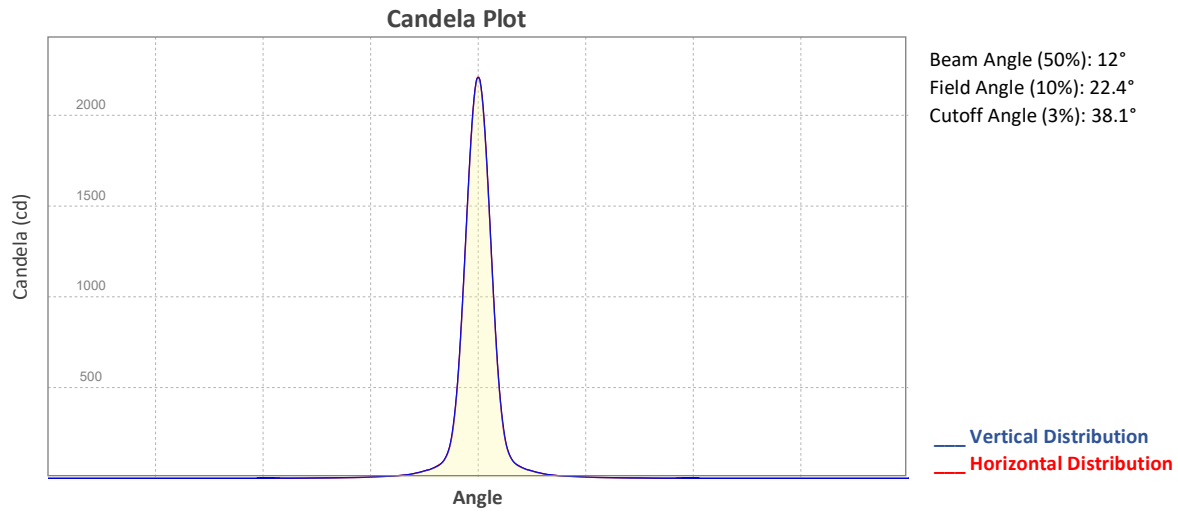


Beam Intensities from 1-20m (3.3-65.6ft)

Distance	1m	2m	3m	4m	5m	6m	7m	8m	9m	10m
Lux	2207	552	245	138	88	61	45	34	27	22
Distance	11m	12m	13m	14m	15m	16m	17m	18m	19m	20m
Lux	18	15	13	11	10	9	8	7	6	6
Distance	3.3ft	6.6ft	9.8ft	13.1ft	16.4ft	19.7ft	23ft	26.2ft	29.5ft	32.8ft
FC	205	51	23	13	8	6	4	3	3	2
Distance	36.1ft	39.4ft	42.7ft	45.9ft	49.2ft	52.5ft	55.8ft	59.1ft	62.3ft	65.6ft
FC	2	1	1	1	1	1	1	1	1	1

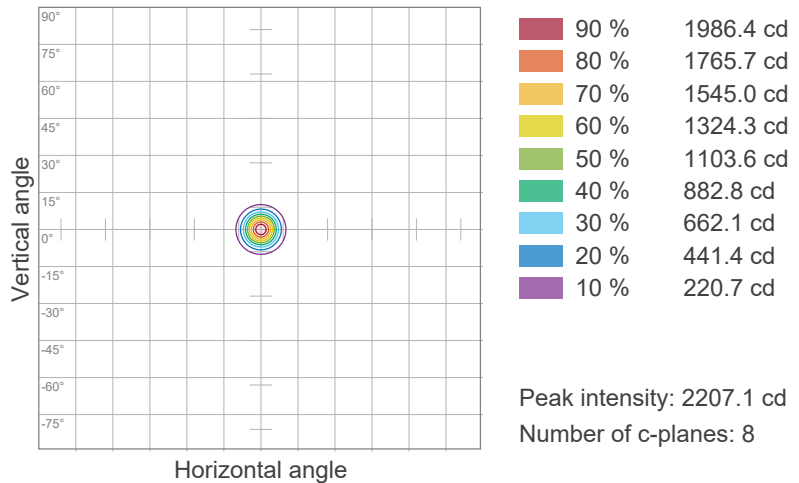
Photometric & Chromaticity Report

WELL Pod 2: Standard Optics - Blue Only - AC

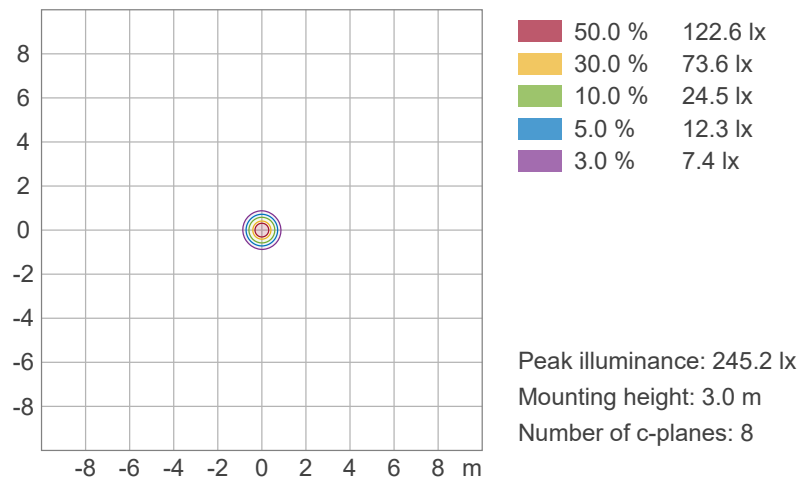


ISO Diagrams

ISO Candela Diagram



ISO Lux Diagram



Photometric & Chromaticity Report

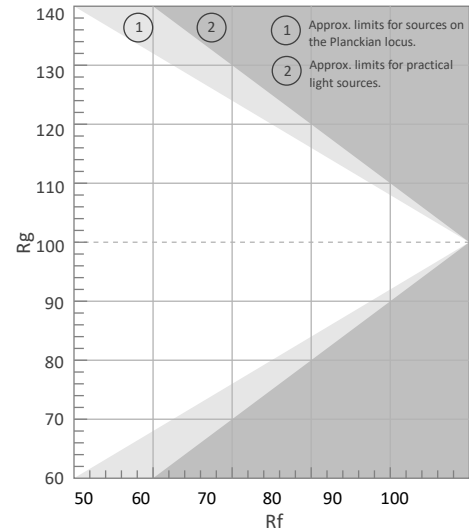
WELL Pod 2: Standard Optics - Blue Only - AC

TM-30 Details


Rf 0.0
Fidelity Index (Rg)

Rg 0.0
Gammut Index (Rg)

Hue Bin	Rf	Graphic shifts (%)	
		Chroma	Hue
1	0	0%	0%
2	0	0%	0%
3	0	0%	0%
4	0	0%	0%
5	0	0%	0%
6	0	0%	0%
7	0	0%	0%
8	0	0%	0%
9	0	0%	0%
10	0	0%	0%
11	0	0%	0%
12	0	0%	0%
13	0	0%	0%
14	0	0%	0%
15	0	0%	0%
16	0	0%	0%




Color Vector Graphic



Color Distortion Graphic




Rf by Hue



Local Chroma Shift by Hue



Color Evaluation Sample



Photometric & Chromaticity Report

WELL Pod 2: Standard Optics - Blue Only - 18 hours

Report Summary

Measurements

Fixture Output: 54.1 lm
Fixture Peak: 693 cd
Fixture Efficacy: n/a lm/W
Intensity @ 5m: 28 lux
Color Temperature: 0 K
CRI: 0.0 CRI R9 Value: 0.0
CQS: 0.0
TLCI: n/a
TM-30 Rf: 0.0
TM-30 Rg: 0.0
Beam Angle (50%): 12°
Field Angle (10%): 22.5°
Cutoff Angle (3%): 38.9°

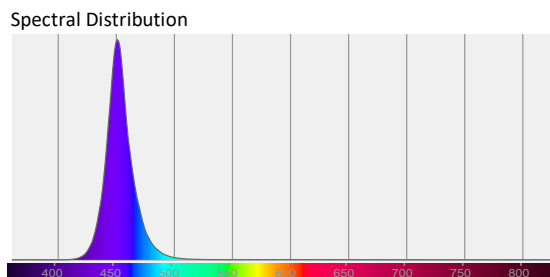
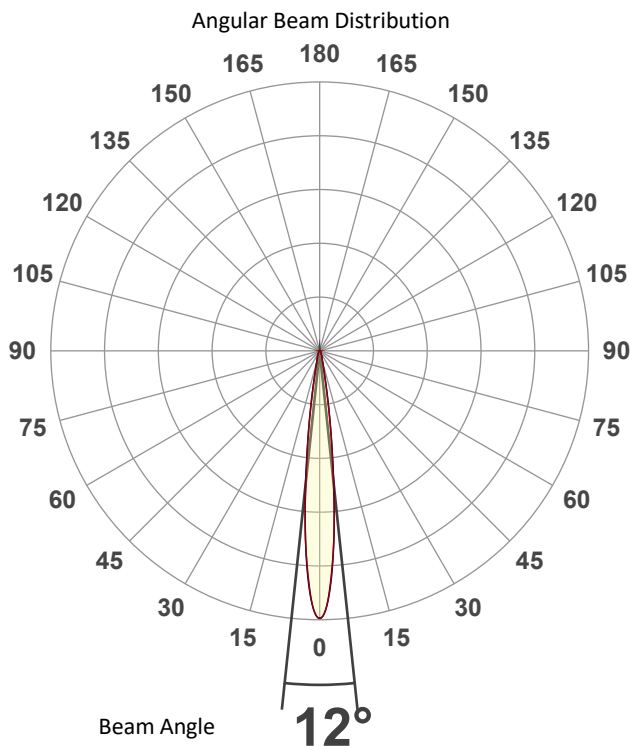


Conditions

AC Supply: 120 V, 60.1 Hz
Power: 0.0 W
Current: 0.000 A
Power Factor: n/a

This data sheet conforms to American National Standard E1.9 – 2007 (R2017). All data was measured and calculated by a Viso Systems LabSpion Goniometer at the Chauvet PD Optics Laboratory in Davie, FL on 1/7/2025 to LM-63-2002 Standards.


Overall Measurement



Tested Color (CIE 1931):

X: 0.152

Y: 0.028



Light Quality

CRI: 0.0

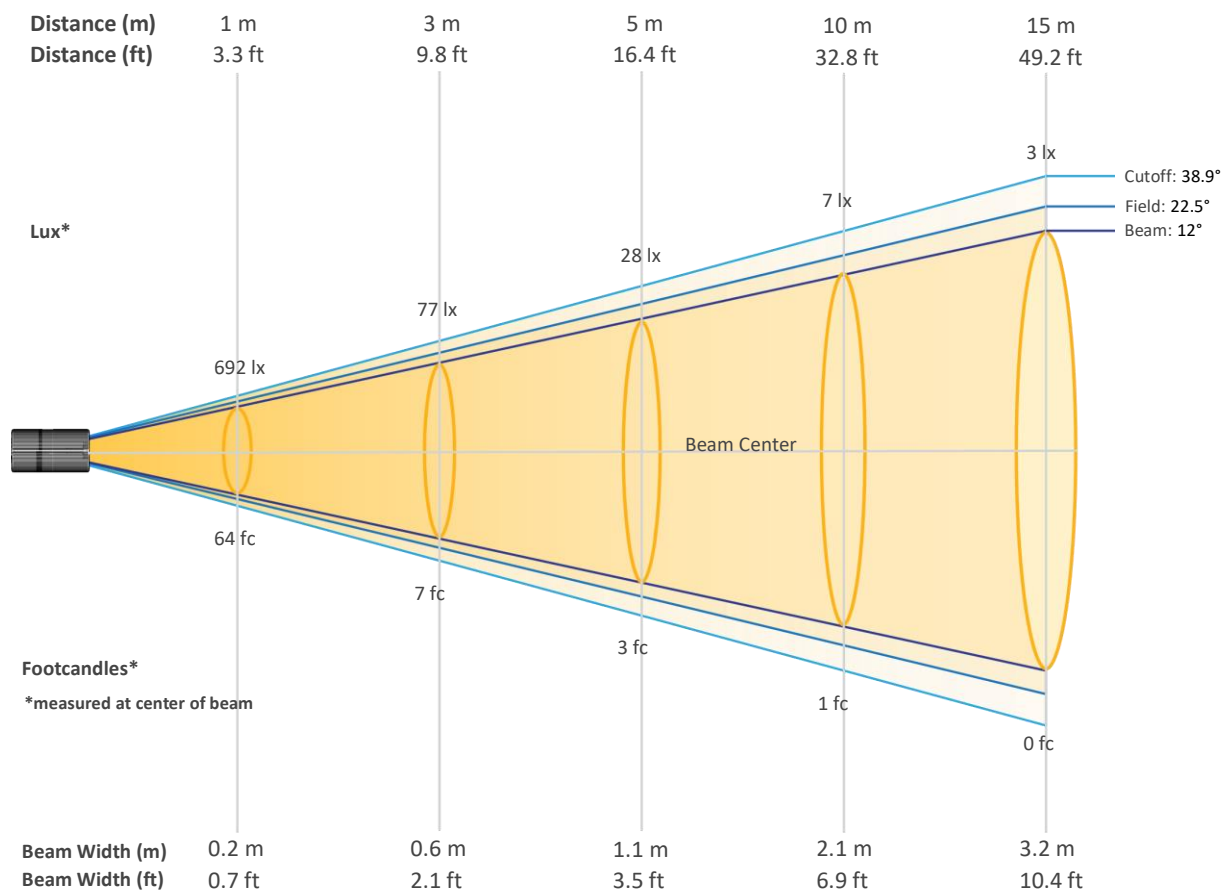
Color Temperature

0 K

Photometric & Chromaticity Report

WELL Pod 2: Standard Optics - Blue Only - 18 hours

Beam Details

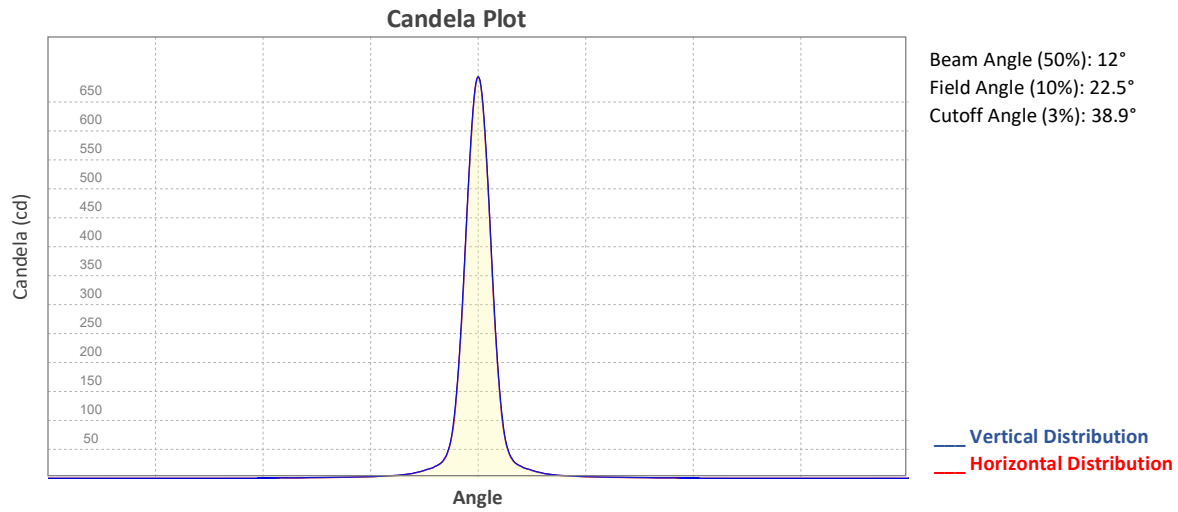


Beam Intensities from 1-20m (3.3-65.6ft)

Distance	1m	2m	3m	4m	5m	6m	7m	8m	9m	10m
Lux	692	173	77	43	28	19	14	11	9	7
Distance	11m	12m	13m	14m	15m	16m	17m	18m	19m	20m
Lux	6	5	4	4	3	3	2	2	2	2
Distance	3.3ft	6.6ft	9.8ft	13.1ft	16.4ft	19.7ft	23ft	26.2ft	29.5ft	32.8ft
FC	64	16	7	4	3	2	1	1	1	1
Distance	36.1ft	39.4ft	42.7ft	45.9ft	49.2ft	52.5ft	55.8ft	59.1ft	62.3ft	65.6ft
FC	1	0	0	0	0	0	0	0	0	0

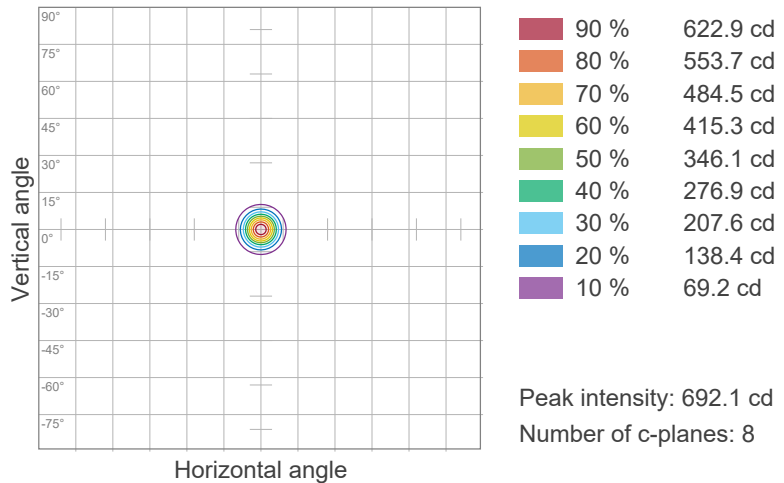
Photometric & Chromaticity Report

WELL Pod 2: Standard Optics - Blue Only - 18 hours

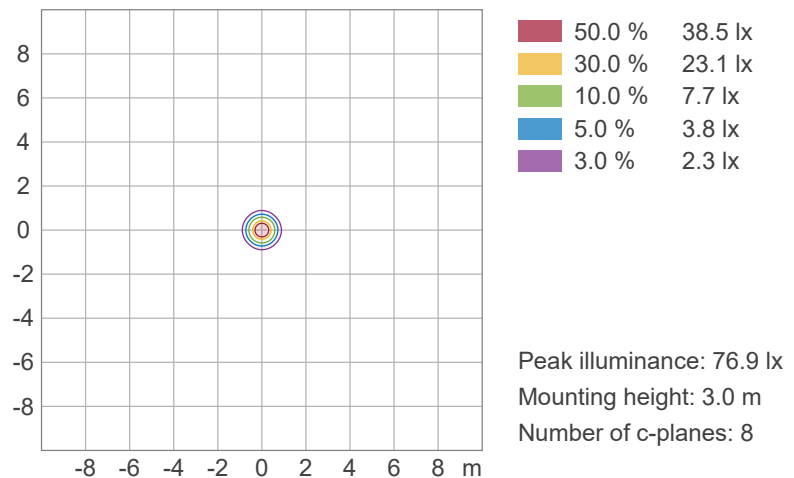


ISO Diagrams

ISO Candela Diagram



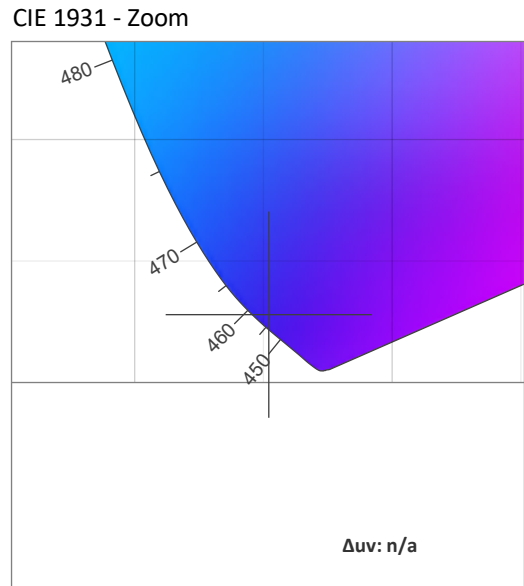
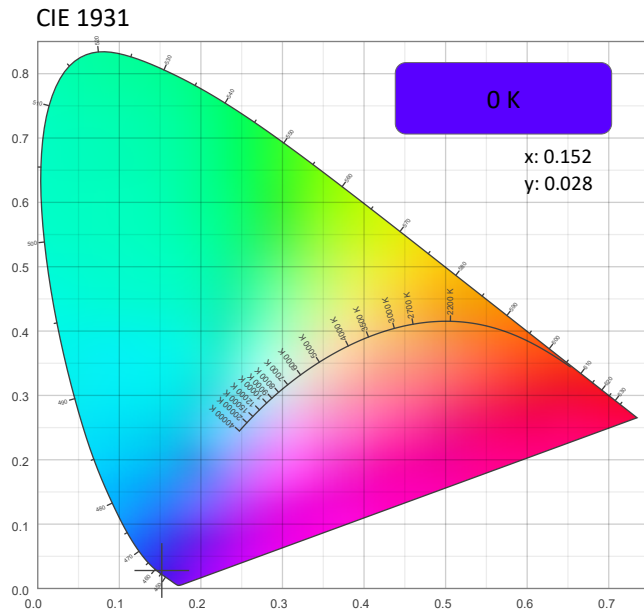
ISO Lux Diagram



Photometric & Chromaticity Report

WELL Pod 2: Standard Optics - Blue Only - 18 hours

Chromaticity



CRI: 0.0 (R1-R8)

0	0	0	0	0	0	0	0	0	0	0	0	0	0	0
R1	R2	R3	R4	R5	R6	R7	R8	R9	R10	R11	R12	R13	R14	R15

CQS: 0.0

0	0	0	0	0	0	0	0	0	0	0	0	0	0	0
Q1	Q2	Q3	Q4	Q5	Q6	Q7	Q8	Q9	Q10	Q11	Q12	Q13	Q14	Q15

Color Parameters

Color Temperature	Color Coordinate CIE 1931	Color Coordinate CIE 1931
CCT	x	y
0 K	0.152	0.028

Color Deviation from Black Body Curve	Color Coordinate CIE 1964	Color Coordinate CIE 1964
Δuv	y	u
n/a	0.028	0.201

Color Rendering Index	Red Component	Color Quality Scale
CRI	CRI - R9	CQS
0.0	0.0	0.0

Television Lighting Consistency Index	Color Fidelity	Color Gamut
TLCI	TM30 - Rf	TM30 Rg
n/a	0.0	0.0

Photometric & Chromaticity Report

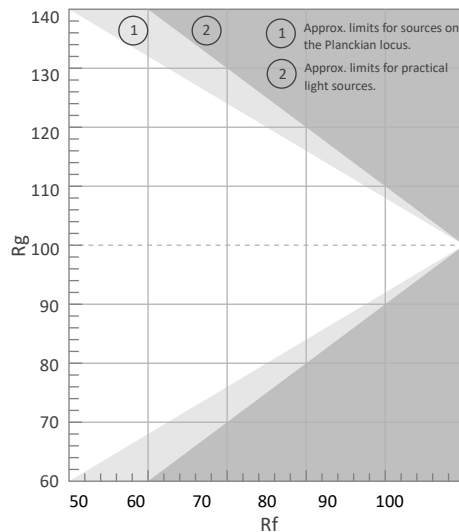
WELL Pod 2: Standard Optics - Blue Only - 18 hours

TM-30 Details


Rf 0.0
Fidelity Index (Rg)

Rg 0.0
Gammut Index (Rg)


Hue Bin	Rf	Graphic shifts (%)	
		Chroma	Hue
1	0	0%	0%
2	0	0%	0%
3	0	0%	0%
4	0	0%	0%
5	0	0%	0%
6	0	0%	0%
7	0	0%	0%
8	0	0%	0%
9	0	0%	0%
10	0	0%	0%
11	0	0%	0%
12	0	0%	0%
13	0	0%	0%
14	0	0%	0%
15	0	0%	0%
16	0	0%	0%




Color Vector Graphic



Color Distortion Graphic




Rf by Hue



Local Chroma Shift by Hue



Color Evaluation Sample



Photometric & Chromaticity Report

WELL Pod 2: Standard Optics - Blue Only - 12 hours

Report Summary

Measurements

Fixture Output: 82.3 lm
Fixture Peak: 1093 cd
Fixture Efficacy: n/a lm/W
Intensity @ 5m: 44 lux
Color Temperature: 0 K
CRI: 0.0 CRI R9 Value: 0.0
CQS: 0.0
TLCI: n/a
TM-30 Rf: 0.0
TM-30 Rg: 0.0
Beam Angle (50%): 12°
Field Angle (10%): 22.5°
Cutoff Angle (3%): 38.5°

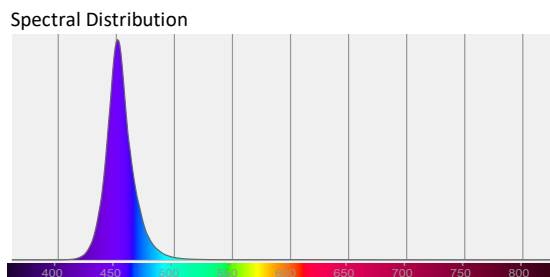
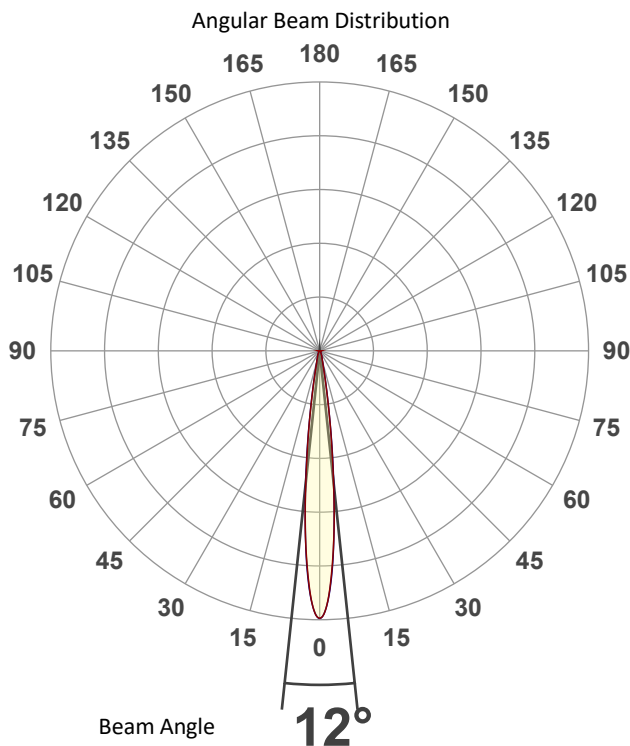


Conditions

AC Supply: 120 V, 60 Hz
Power: 0.0 W
Current: 0.000 A
Power Factor: n/a

This data sheet conforms to American National Standard E1.9 – 2007 (R2017). All data was measured and calculated by a Viso Systems LabSpion Goniometer at the Chauvet PD Optics Laboratory in Davie, FL on 1/7/2025 to LM-63-2002 Standards.


Overall Measurement



Tested Color (CIE 1931):

X: 0.152

Y: 0.028



Light Quality

CRI: 0.0

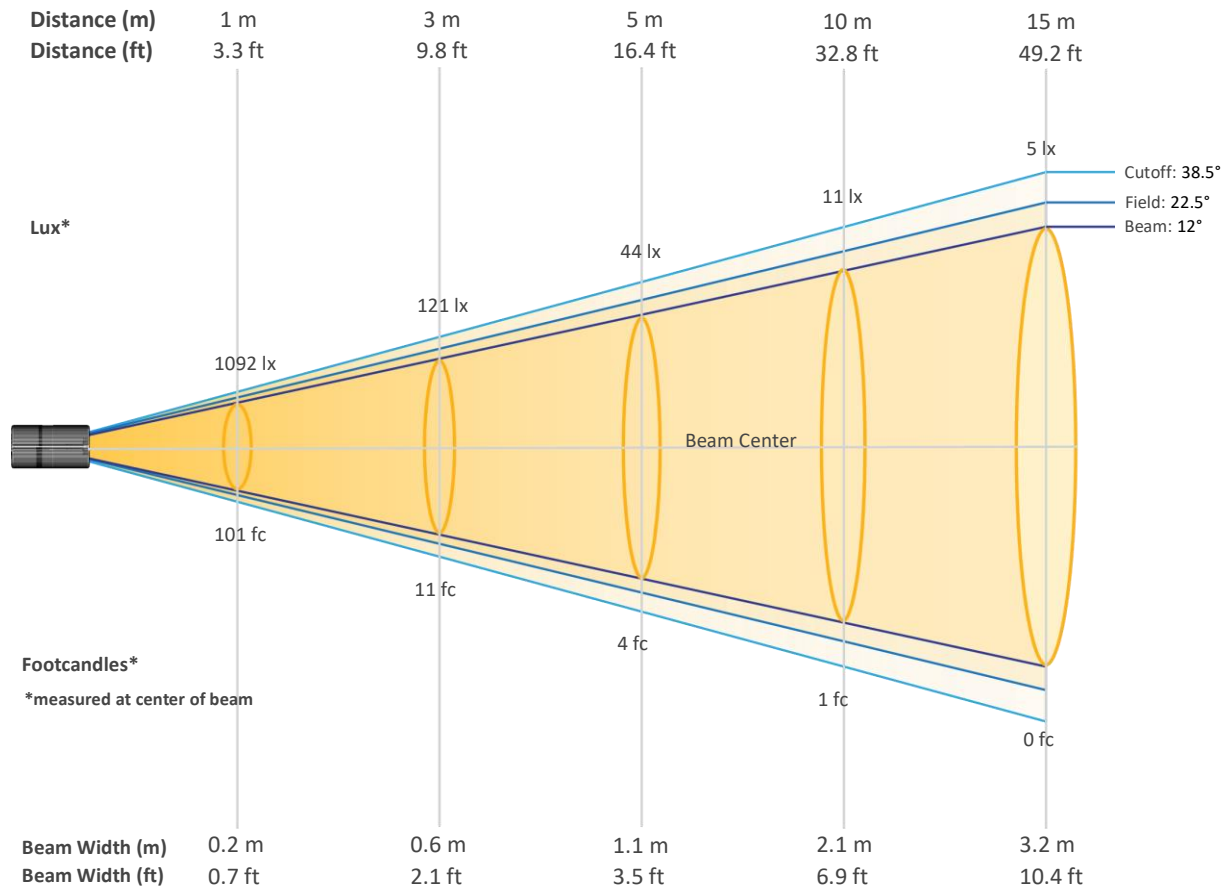
Color Temperature

0 K

Photometric & Chromaticity Report

WELL Pod 2: Standard Optics - Blue Only - 12 hours

Beam Details

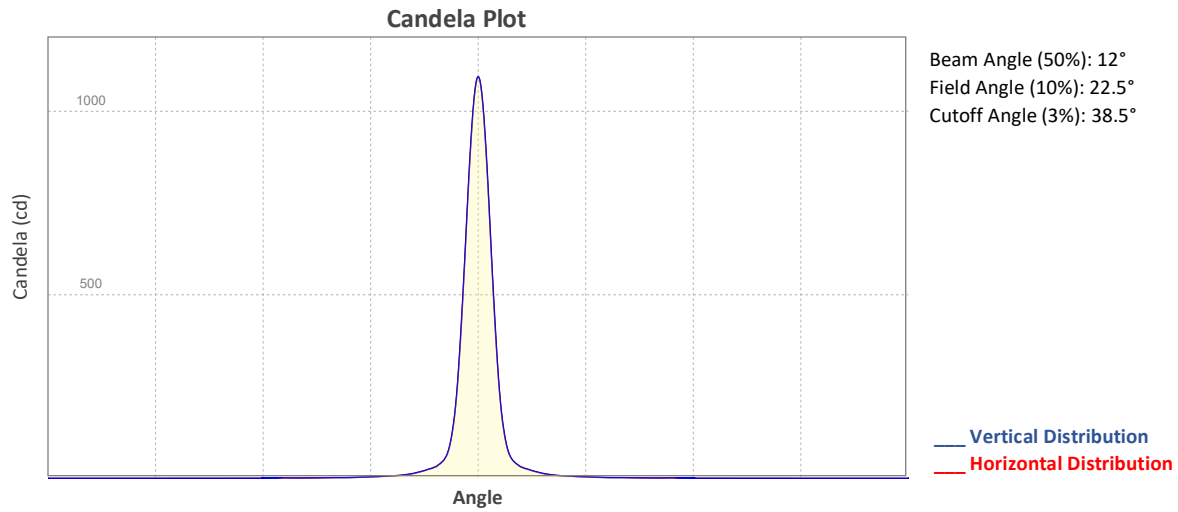


Beam Intensities from 1-20m (3.3-65.6ft)

Distance	1m	2m	3m	4m	5m	6m	7m	8m	9m	10m
Lux	1092	273	121	68	44	30	22	17	13	11
Distance	11m	12m	13m	14m	15m	16m	17m	18m	19m	20m
Lux	9	8	6	6	5	4	4	3	3	3
Distance	3.3ft	6.6ft	9.8ft	13.1ft	16.4ft	19.7ft	23ft	26.2ft	29.5ft	32.8ft
FC	101	25	11	6	4	3	2	2	1	1
Distance	36.1ft	39.4ft	42.7ft	45.9ft	49.2ft	52.5ft	55.8ft	59.1ft	62.3ft	65.6ft
FC	1	1	1	1	0	0	0	0	0	0

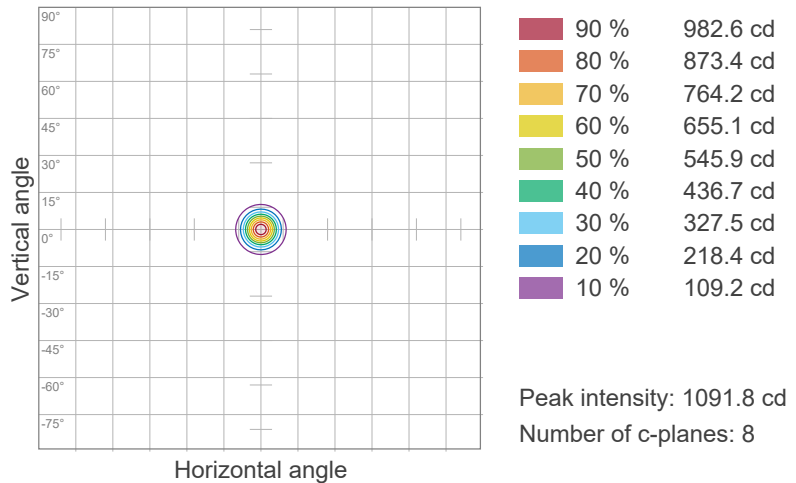
Photometric & Chromaticity Report

WELL Pod 2: Standard Optics - Blue Only - 12 hours

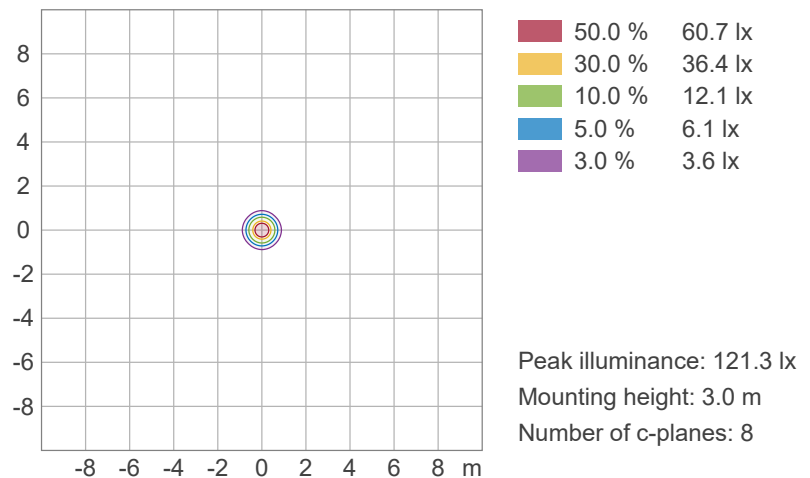


ISO Diagrams

ISO Candela Diagram



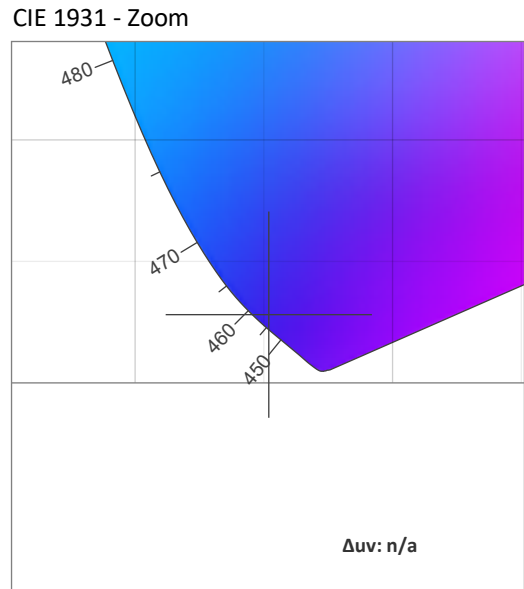
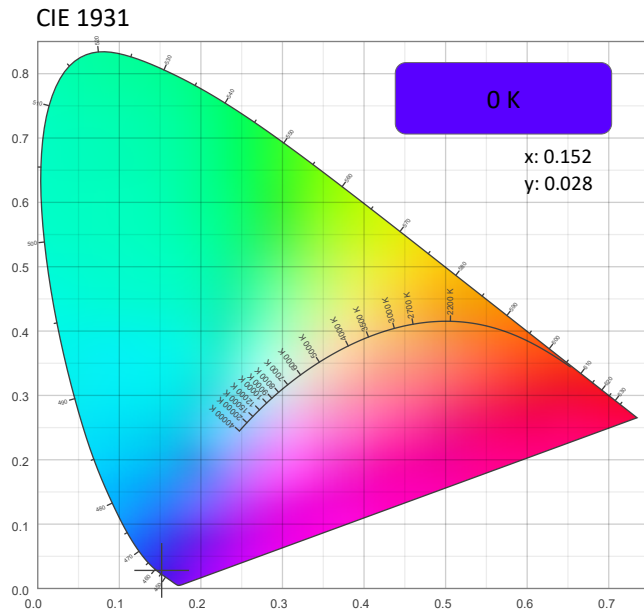
ISO Lux Diagram



Photometric & Chromaticity Report

WELL Pod 2: Standard Optics - Blue Only - 12 hours

Chromaticity



CRI: 0.0 (R1-R8)

0	0	0	0	0	0	0	0	0	0	0	0	0	0	0
R1	R2	R3	R4	R5	R6	R7	R8	R9	R10	R11	R12	R13	R14	R15

CQS: 0.0

0	0	0	0	0	0	0	0	0	0	0	0	0	0	0
Q1	Q2	Q3	Q4	Q5	Q6	Q7	Q8	Q9	Q10	Q11	Q12	Q13	Q14	Q15

Color Parameters

Color Temperature	Color Coordinate CIE 1931	Color Coordinate CIE 1931
CCT	x	y
0 K	0.152	0.028

Color Deviation from Black Body Curve	Color Coordinate CIE 1964	Color Coordinate CIE 1964
Δuv	y	u
n/a	0.028	0.200

Color Rendering Index	Red Component	Color Quality Scale
CRI	CRI - R9	CQS
0.0	0.0	0.0

Television Lighting Consistency Index	Color Fidelity	Color Gamut
TLCI	TM30 - Rf	TM30 Rg
n/a	0.0	0.0

Photometric & Chromaticity Report

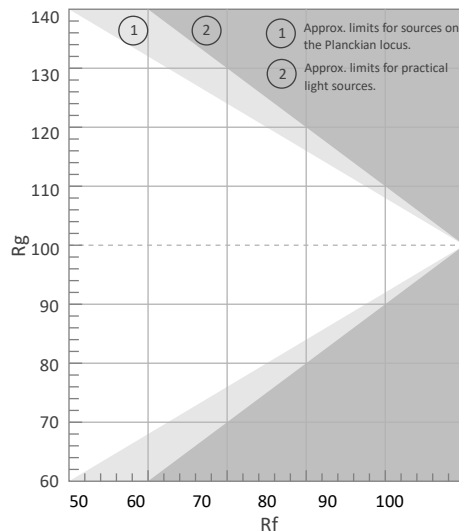
WELL Pod 2: Standard Optics - Blue Only - 12 hours

TM-30 Details


Rf 0.0
Fidelity Index
(Rg)

Rg 0.0
Gammut Index (Rg)


Hue Bin	Rf	Graphic shifts (%)	
		Chroma	Hue
1	0	0%	0%
2	0	0%	0%
3	0	0%	0%
4	0	0%	0%
5	0	0%	0%
6	0	0%	0%
7	0	0%	0%
8	0	0%	0%
9	0	0%	0%
10	0	0%	0%
11	0	0%	0%
12	0	0%	0%
13	0	0%	0%
14	0	0%	0%
15	0	0%	0%
16	0	0%	0%




Color Vector Graphic



Color Distortion Graphic



Rf by Hue



Local Chroma Shift by Hue



Color Evaluation Sample



Photometric & Chromaticity Report

WELL Pod 2: Standard Optics - Blue Only - 8 hours

Report Summary

Measurements

Fixture Output: 131 lm
Fixture Peak: 1741 cd
Fixture Efficacy: n/a lm/W
Intensity @ 5m: 70 lux
Color Temperature: 0 K
CRI: 0.0 CRI R9 Value: 0.0
CQS: 0.0
TLCI: n/a
TM-30 Rf: 0.0
TM-30 Rg: 0.0
Beam Angle (50%): 12°
Field Angle (10%): 22.4°
Cutoff Angle (3%): 38.1°

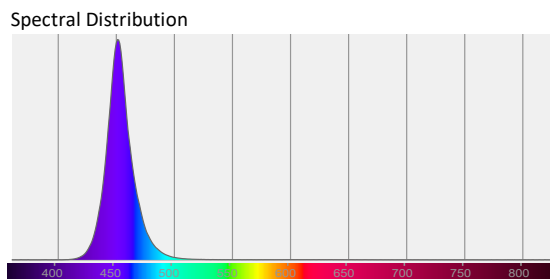
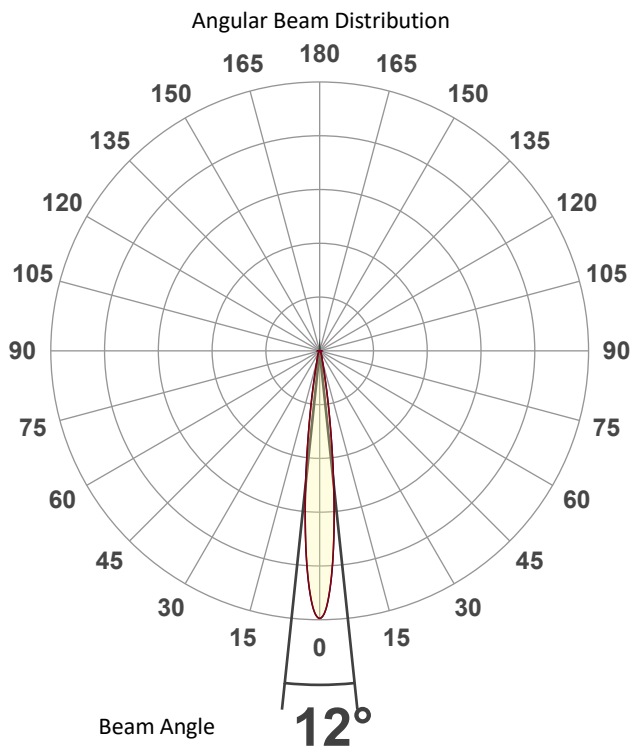


Conditions

AC Supply: 119 V, 60 Hz
Power: 0.0 W
Current: 0.000 A
Power Factor: n/a

This data sheet conforms to American National Standard E1.9 – 2007 (R2017). All data was measured and calculated by a Viso Systems LabSpion Goniometer at the Chauvet PD Optics Laboratory in Davie, FL on 1/7/2025 to LM-63-2002 Standards.


Overall Measurement



Tested Color (CIE 1931):

X: 0.152

Y: 0.028



Light Quality

CRI: 0.0

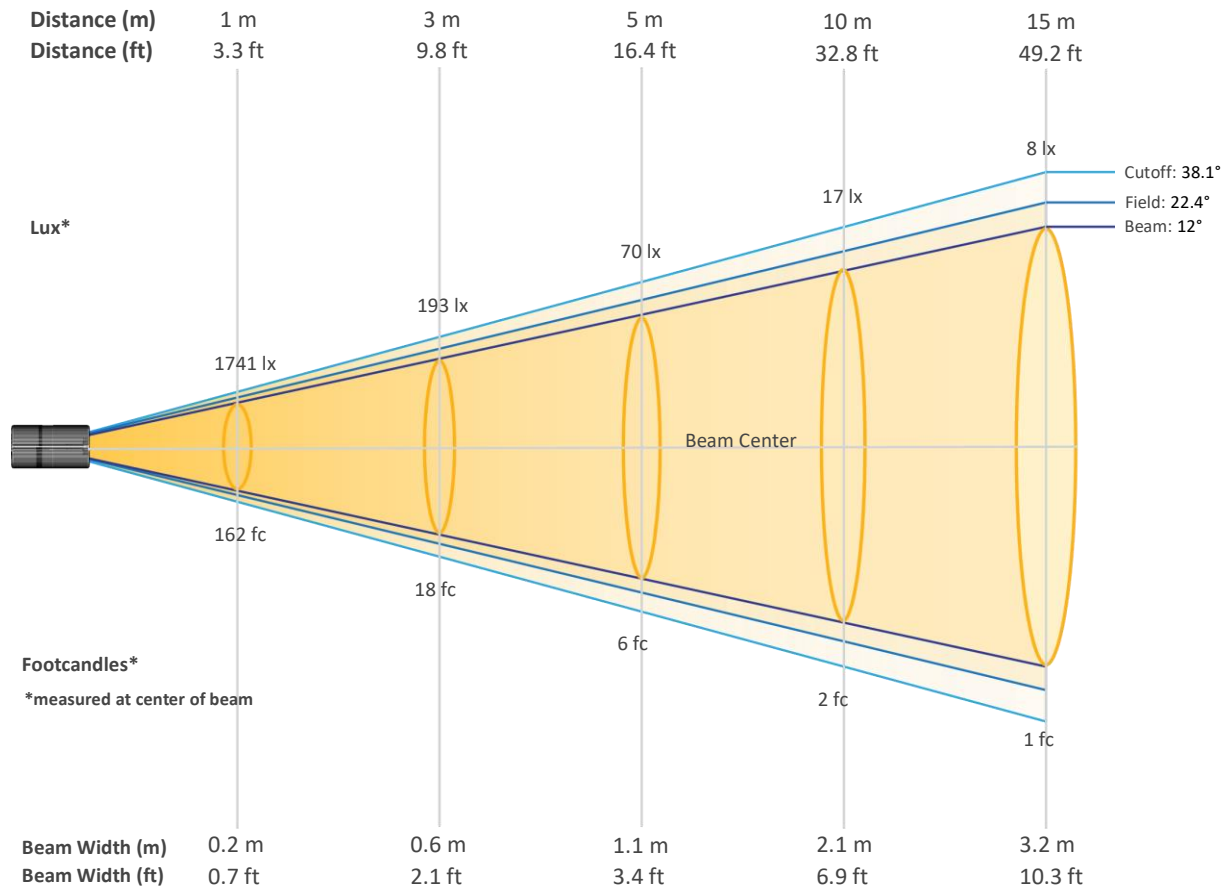
Color Temperature

0 K

Photometric & Chromaticity Report

WELL Pod 2: Standard Optics - Blue Only - 8 hours

Beam Details

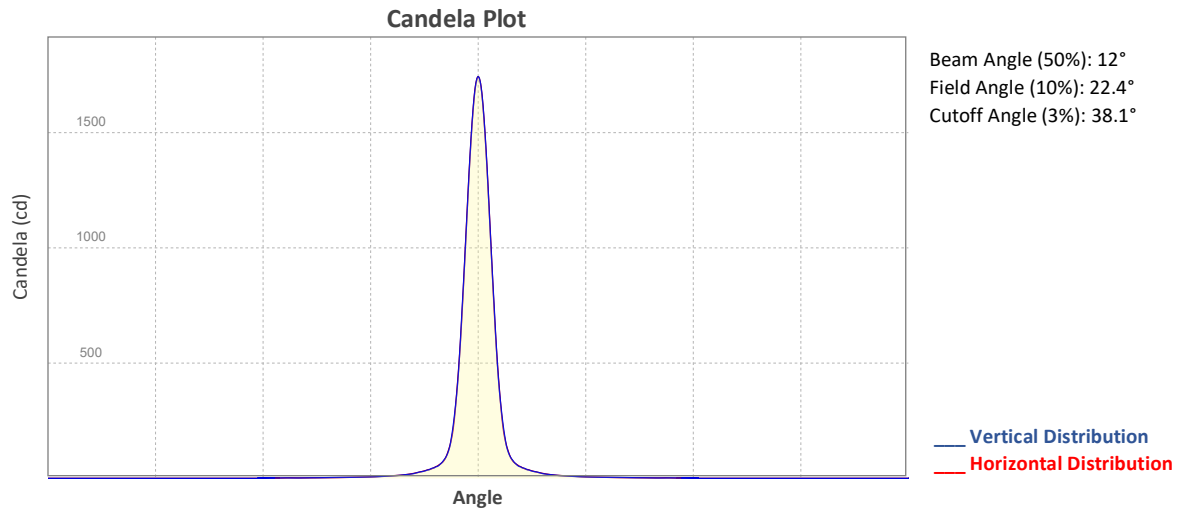


Beam Intensities from 1-20m (3.3-65.6ft)

Distance	1m	2m	3m	4m	5m	6m	7m	8m	9m	10m
Lux	1741	435	193	109	70	48	36	27	21	17
Distance	11m	12m	13m	14m	15m	16m	17m	18m	19m	20m
Lux	14	12	10	9	8	7	6	5	5	4
Distance	3.3ft	6.6ft	9.8ft	13.1ft	16.4ft	19.7ft	23ft	26.2ft	29.5ft	32.8ft
FC	162	40	18	10	6	4	3	3	2	2
Distance	36.1ft	39.4ft	42.7ft	45.9ft	49.2ft	52.5ft	55.8ft	59.1ft	62.3ft	65.6ft
FC	1	1	1	1	1	1	1	0	0	0

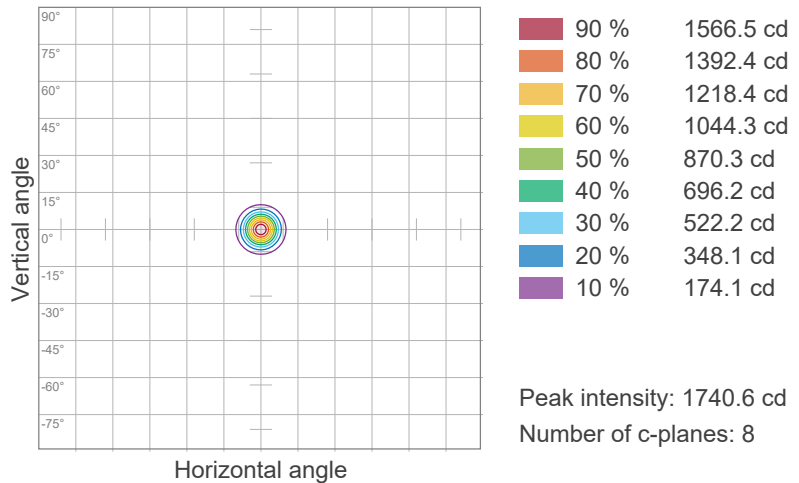
Photometric & Chromaticity Report

WELL Pod 2: Standard Optics - Blue Only - 8 hours

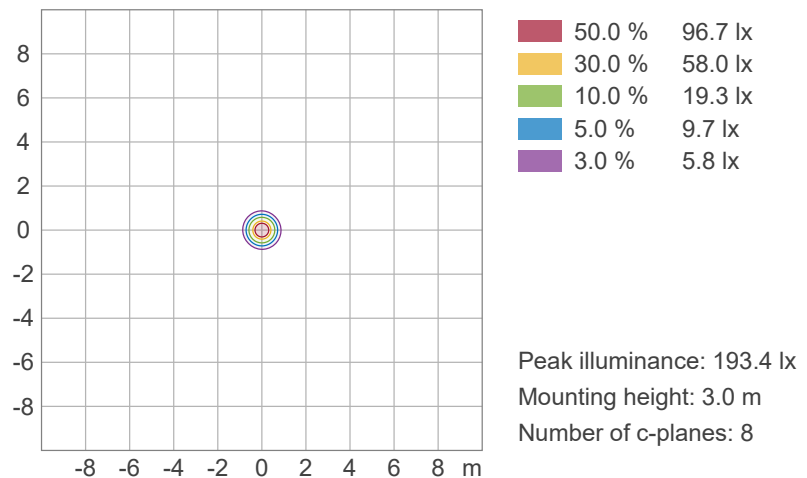


ISO Diagrams

ISO Candela Diagram



ISO Lux Diagram



Photometric & Chromaticity Report

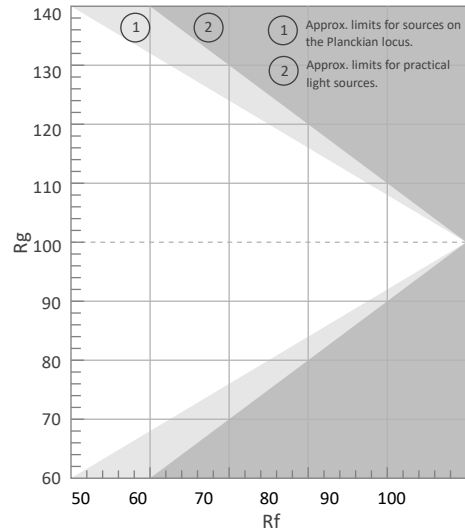
WELL Pod 2: Standard Optics - Blue Only - 8 hours

TM-30 Details


Rf 0.0
Fidelity Index (Rg)

Rg 0.0
Gammut Index (Rg)

Hue Bin	Rf	Graphic shifts (%)	
		Chroma	Hue
1	0	0%	0%
2	0	0%	0%
3	0	0%	0%
4	0	0%	0%
5	0	0%	0%
6	0	0%	0%
7	0	0%	0%
8	0	0%	0%
9	0	0%	0%
10	0	0%	0%
11	0	0%	0%
12	0	0%	0%
13	0	0%	0%
14	0	0%	0%
15	0	0%	0%
16	0	0%	0%




Color Vector Graphic




Color Distortion Graphic




Rf by Hue



Local Chroma Shift by Hue



Color Evaluation Sample



Photometric & Chromaticity Report

WELL Pod 2: Standard Optics - Blue Only - 5 hours

Report Summary

Measurements

Fixture Output: 161 lm
Fixture Peak: 2153 cd
Fixture Efficacy: n/a lm/W
Intensity @ 5m: 86 lux
Color Temperature: 0 K
CRI: 0.0 CRI R9 Value: 0.0
CQS: 0.0
TLCI: n/a
TM-30 Rf: 0.0
TM-30 Rg: 0.0
Beam Angle (50%): 11.8°
Field Angle (10%): 22.8°
Cutoff Angle (3%): 37.3°

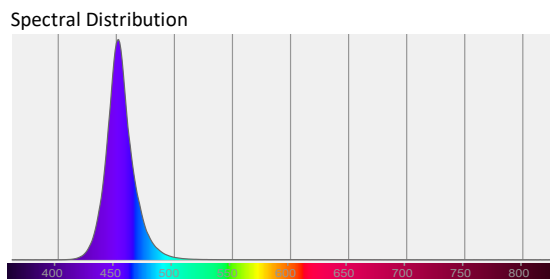
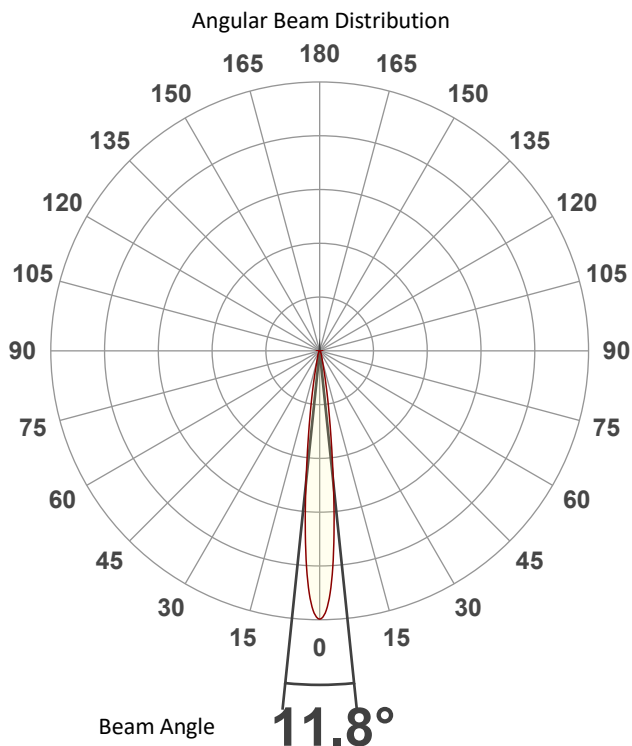


Conditions

AC Supply: 119 V, 60 Hz
Power: 0.0 W
Current: 0.000 A
Power Factor: n/a

This data sheet conforms to American National Standard E1.9 – 2007 (R2017). All data was measured and calculated by a Viso Systems LabSpion Goniometer at the Chauvet PD Optics Laboratory in Davie, FL on 1/7/2025 to LM-63-2002 Standards.


Overall Measurement



Tested Color (CIE 1931):

X: 0.152

Y: 0.029



Light Quality

CRI: 0.0

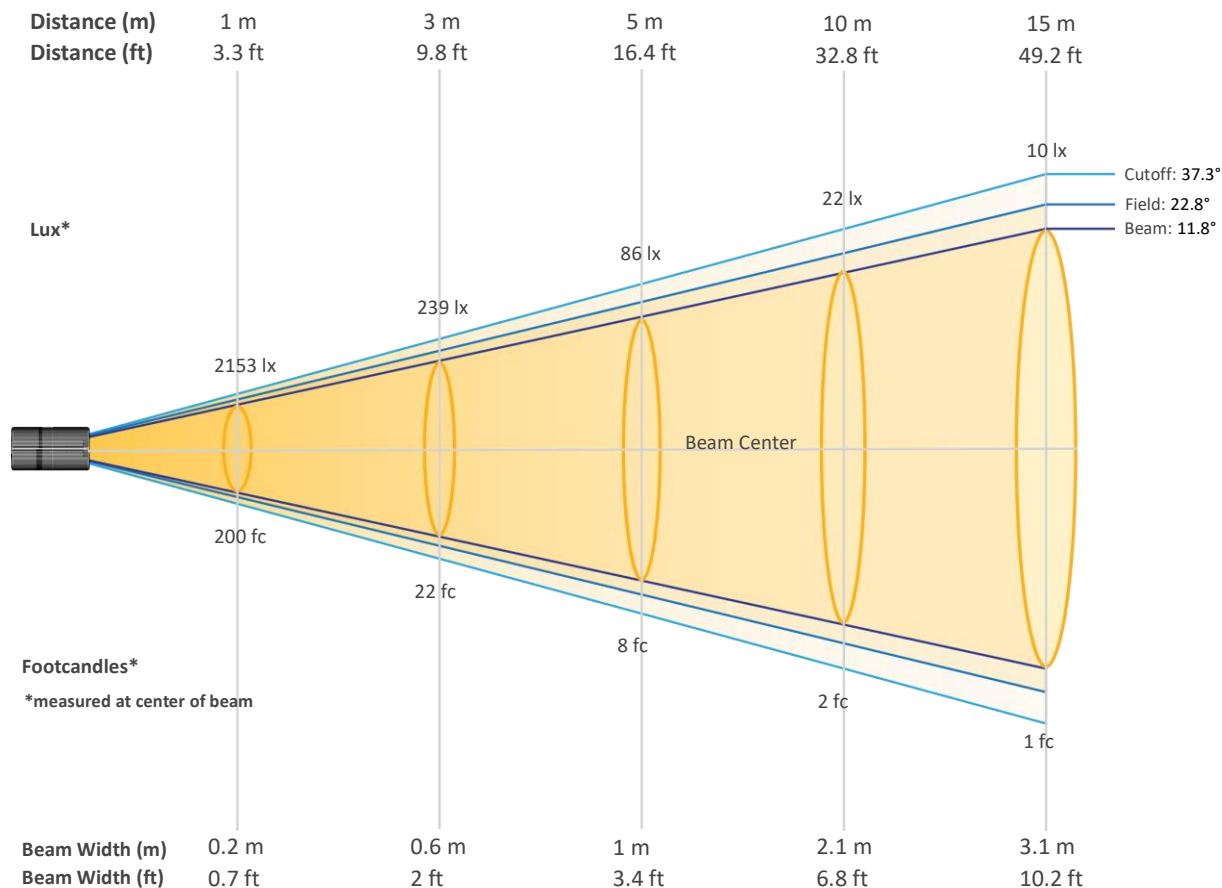
Color Temperature

0 K

Photometric & Chromaticity Report

WELL Pod 2: Standard Optics - Blue Only - 5 hours

Beam Details

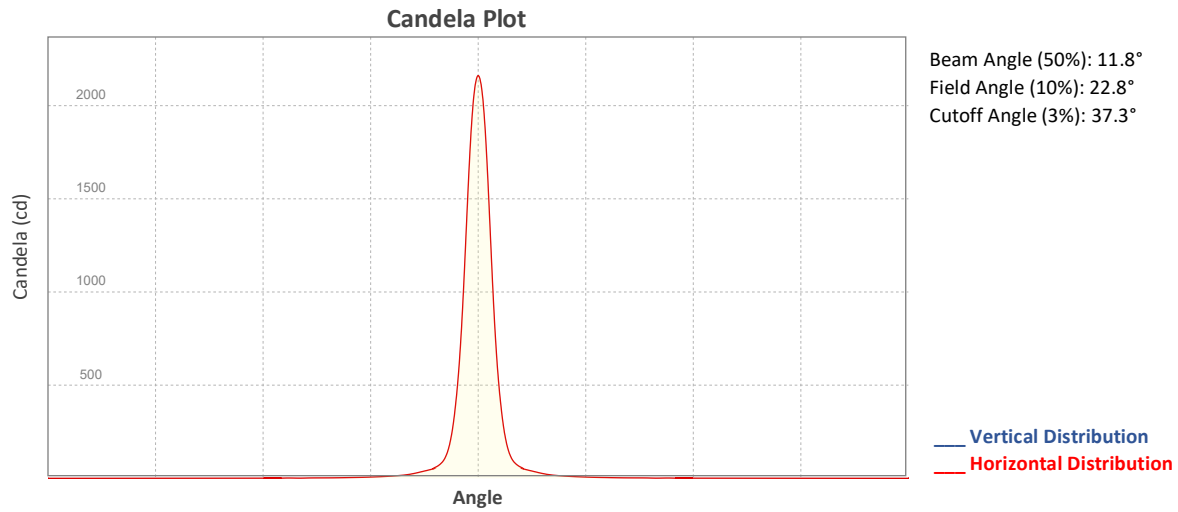


Beam Intensities from 1-20m (3.3-65.6ft)

Distance	1m	2m	3m	4m	5m	6m	7m	8m	9m	10m
Lux	2153	538	239	135	86	60	44	34	27	22
Distance	11m	12m	13m	14m	15m	16m	17m	18m	19m	20m
Lux	18	15	13	11	10	8	7	7	6	5
Distance	3.3ft	6.6ft	9.8ft	13.1ft	16.4ft	19.7ft	23ft	26.2ft	29.5ft	32.8ft
FC	200	50	22	13	8	6	4	3	2	2
Distance	36.1ft	39.4ft	42.7ft	45.9ft	49.2ft	52.5ft	55.8ft	59.1ft	62.3ft	65.6ft
FC	2	1	1	1	1	1	1	1	1	1

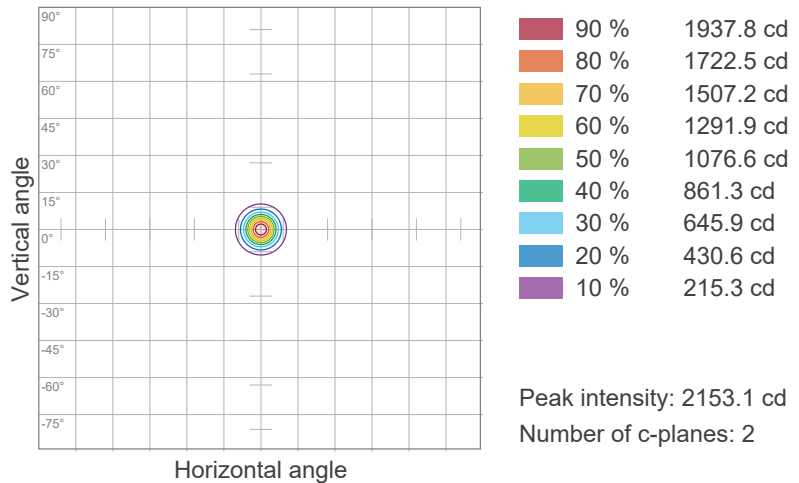
Photometric & Chromaticity Report

WELL Pod 2: Standard Optics - Blue Only - 5 hours

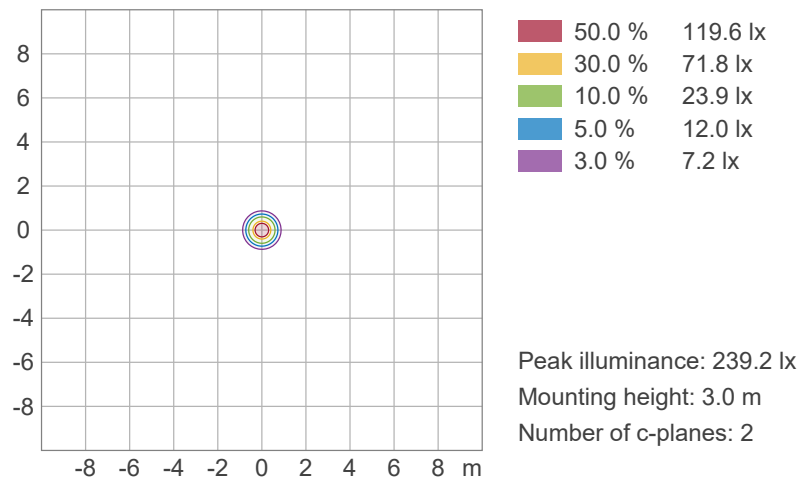


ISO Diagrams

ISO Candela Diagram



ISO Lux Diagram



Photometric & Chromaticity Report

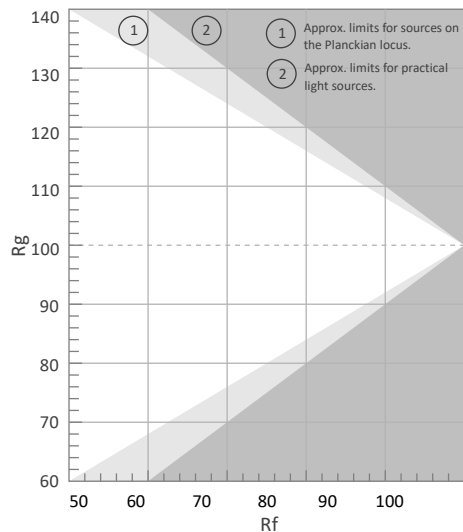
WELL Pod 2: Standard Optics - Blue Only - 5 hours

TM-30 Details


Rf 0.0
Fidelity Index (Rg)

Rg 0.0
Gammut Index (Rg)


Hue Bin	Rf	Graphic shifts (%)	
		Chroma	Hue
1	0	0%	0%
2	0	0%	0%
3	0	0%	0%
4	0	0%	0%
5	0	0%	0%
6	0	0%	0%
7	0	0%	0%
8	0	0%	0%
9	0	0%	0%
10	0	0%	0%
11	0	0%	0%
12	0	0%	0%
13	0	0%	0%
14	0	0%	0%
15	0	0%	0%
16	0	0%	0%




Color Vector Graphic




Color Distortion Graphic




Rf by Hue



Local Chroma Shift by Hue



Color Evaluation Sample



Photometric & Chromaticity Report

WELL Pod 2: Standard Optics - Warm White Only - Off

Report Summary

Measurements

Fixture Output: 774 lm
Fixture Peak: 12144 cd
Fixture Efficacy: n/a lm/W
Intensity @ 5m: 485 lux
Color Temperature: 2986 K
CRI: 82.6 CRI R9 Value: 7.1
CQS: 81.8
TLCI: 66
TM-30 Rf: 84.3
TM-30 Rg: 97.6
Beam Angle (50%): 11.2°
Field Angle (10%): 21.1°
Cutoff Angle (3%): 36.6°

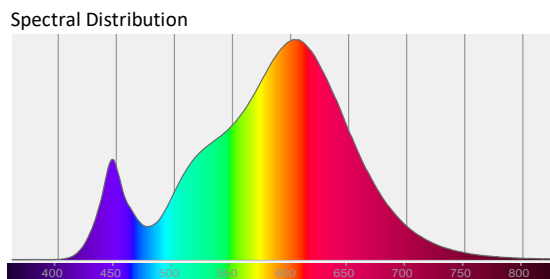
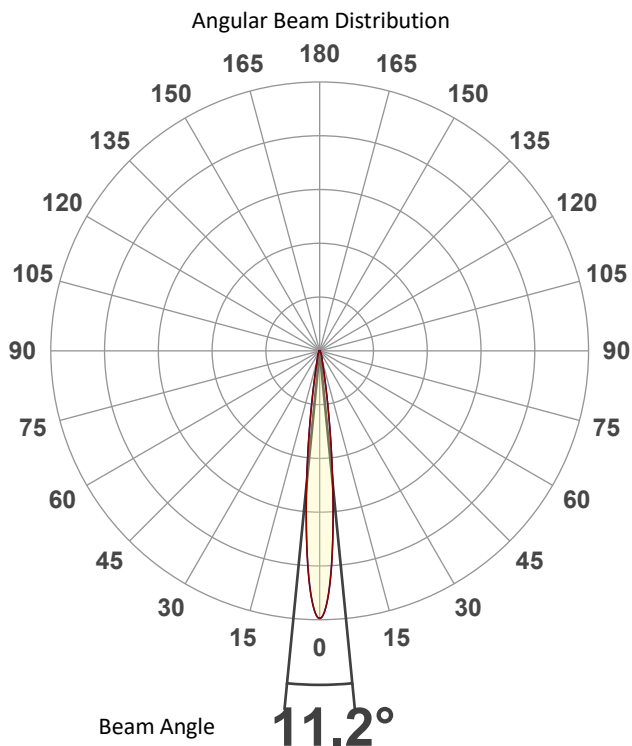


Conditions

AC Supply: 120 V, 60.1 Hz
Power: 0.0 W
Current: 0.000 A
Power Factor: n/a

This data sheet conforms to American National Standard E1.9 – 2007 (R2017). All data was measured and calculated by a Viso Systems LabSpion Goniometer at the Chauvet PD Optics Laboratory in Davie, FL on 1/7/2025 to LM-63-2002 Standards.

Overall Measurement



Tested Color (CIE 1931):

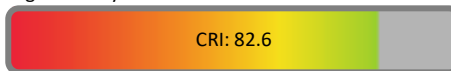
X: 0.439

Y: 0.407



Light Quality

CRI: 82.6



Color Temperature

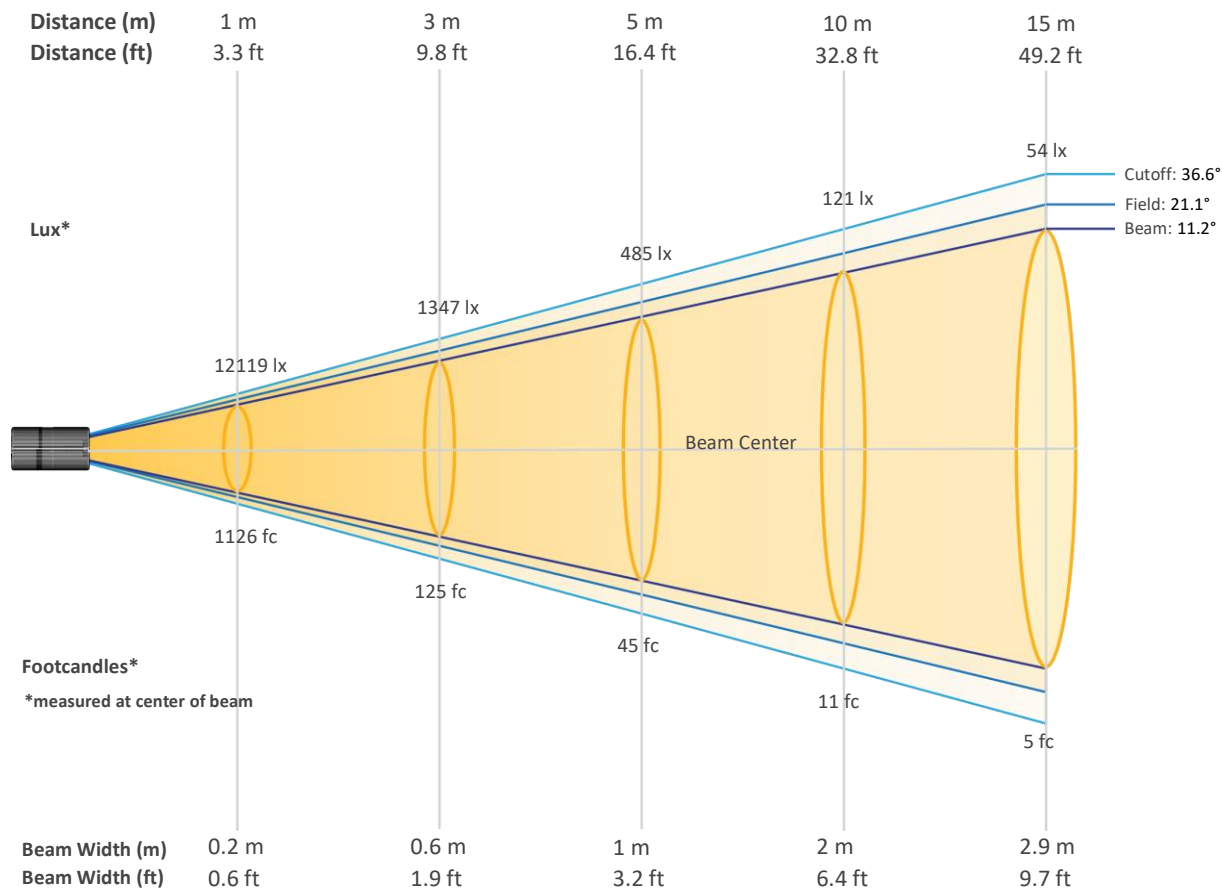
2986 K



Photometric & Chromaticity Report

WELL Pod 2: Standard Optics - Warm White Only - Off

Beam Details

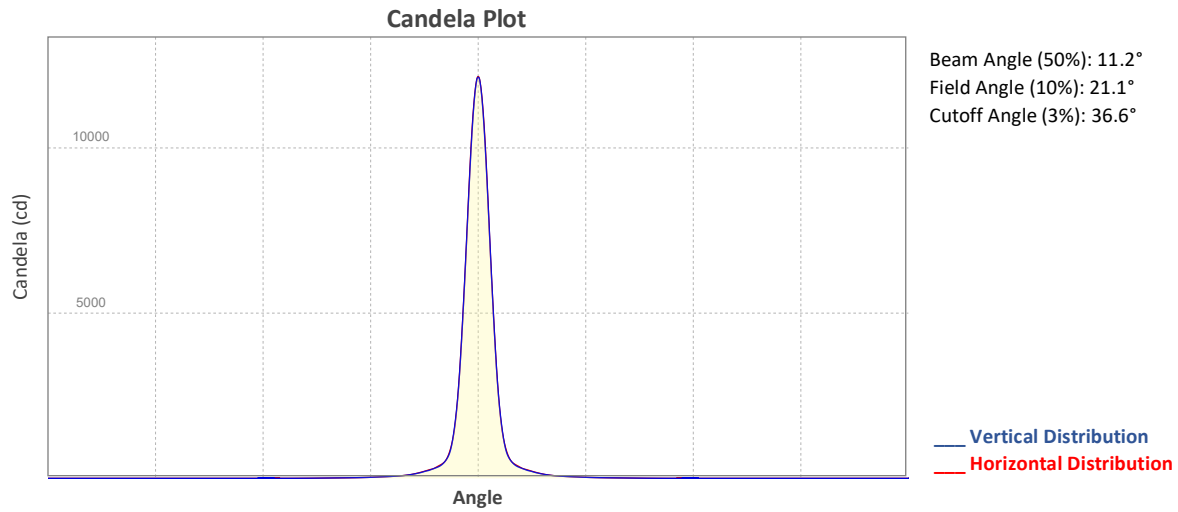


Beam Intensities from 1-20m (3.3-65.6ft)

Distance	1m	2m	3m	4m	5m	6m	7m	8m	9m	10m
Lux	12119	3030	1347	757	485	337	247	189	150	121
Distance	11m	12m	13m	14m	15m	16m	17m	18m	19m	20m
Lux	100	84	72	62	54	47	42	37	34	30
Distance	3.3ft	6.6ft	9.8ft	13.1ft	16.4ft	19.7ft	23ft	26.2ft	29.5ft	32.8ft
FC	1126	281	125	70	45	31	23	18	14	11
Distance	36.1ft	39.4ft	42.7ft	45.9ft	49.2ft	52.5ft	55.8ft	59.1ft	62.3ft	65.6ft
FC	9	8	7	6	5	4	4	3	3	3

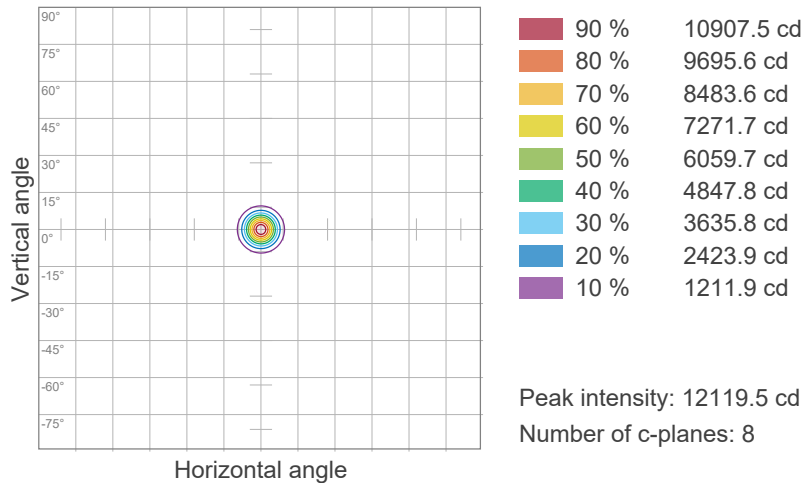
Photometric & Chromaticity Report

WELL Pod 2: Standard Optics - Warm White Only - Off

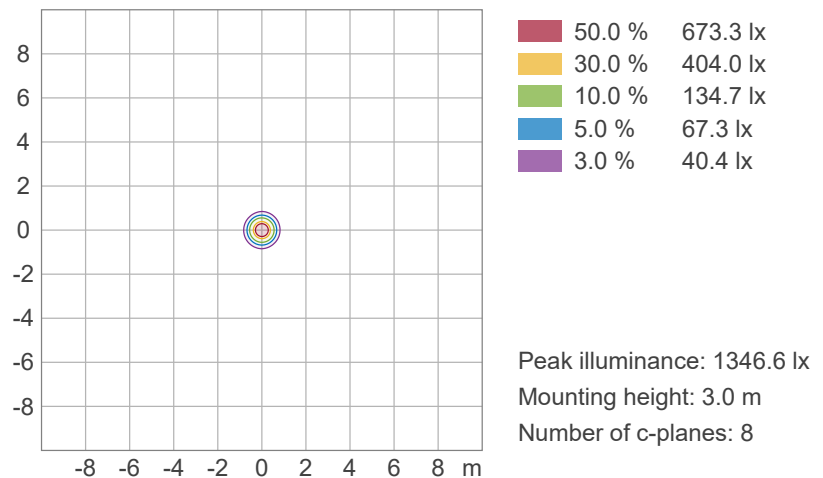


ISO Diagrams

ISO Candela Diagram



ISO Lux Diagram

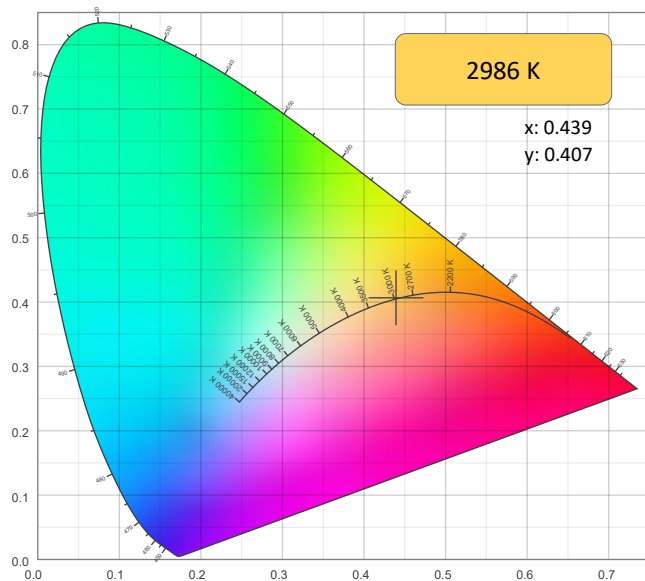


Photometric & Chromaticity Report

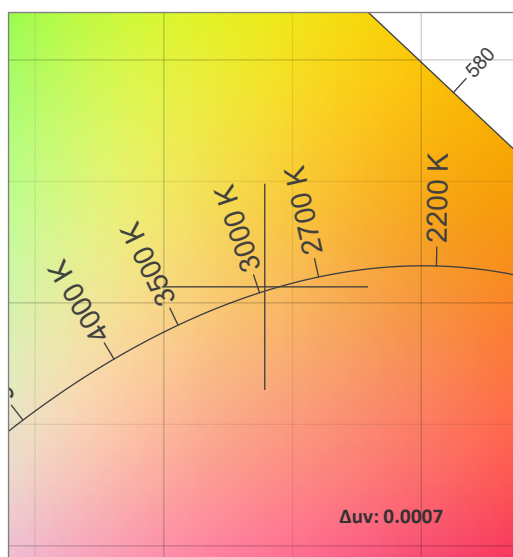
WELL Pod 2: Standard Optics - Warm White Only - Off

Chromaticity

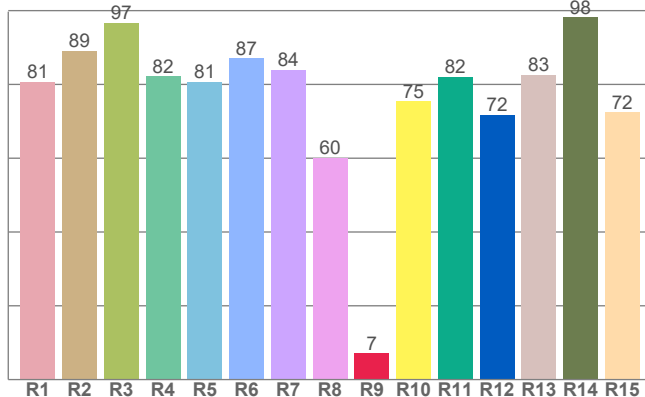
CIE 1931



CIE 1931 - Zoom



CRI: 82.6 (R1-R8)

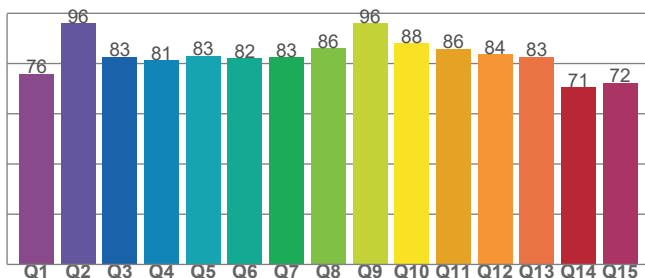


Color Parameters

Color Temperature	Color Coordinate CIE 1931	Color Coordinate CIE 1931
CCT	x	y
2986 K	0.439	0.407

Color Deviation from Black Body Curve	Color Coordinate CIE 1964	Color Coordinate CIE 1964
Δuv	y	u
0.0007	0.407	0.251

CQS: 81.8



Color Rendering Index	Red Component	Color Quality Scale
CRI	CRI - R9	CQS
82.6	7.1	81.8

Television Lighting Consistency Index	Color Fidelity	Color Gamut
TLCI	TM30 - Rf	TM30 Rg
66	84.3	97.6

Photometric & Chromaticity Report

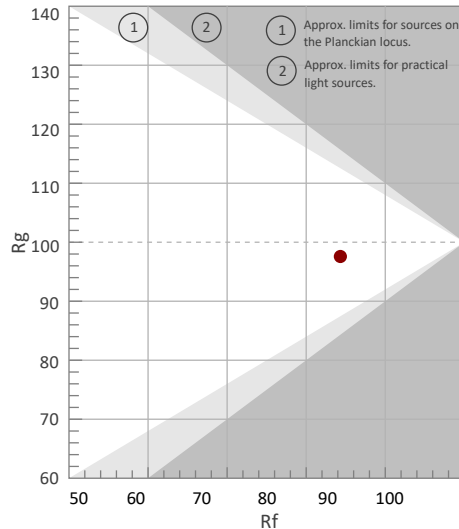
WELL Pod 2: Standard Optics - Warm White Only - Off

TM-30 Details

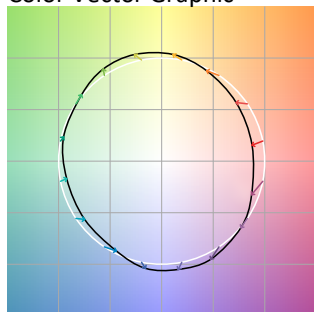
Rf 84.3
Fidelity Index (Rg)

Rg 97.6
Gammut Index (Rg)

Hue Bin	Graphic shifts (%)		
	R _f	Chroma	Hue
1	80	-11%	-2%
2	81	-8%	7%
3	76	-3%	12%
4	85	4%	9%
5	90	7%	6%
6	90	6%	-3%
7	84	0%	-10%
8	92	-2%	-4%
9	89	-6%	-1%
10	86	-7%	5%
11	82	-3%	12%
12	85	5%	5%
13	88	6%	-5%
14	82	6%	-13%
15	82	0%	-11%
16	79	-8%	-15%



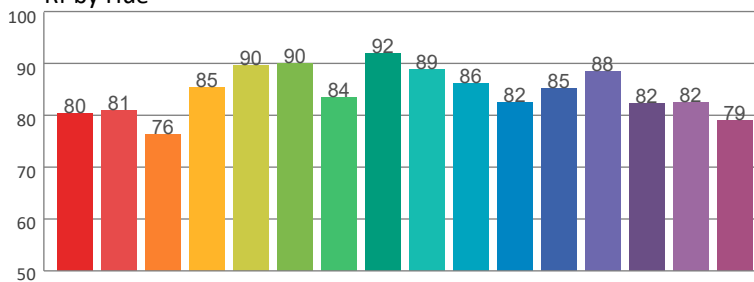
Color Vector Graphic



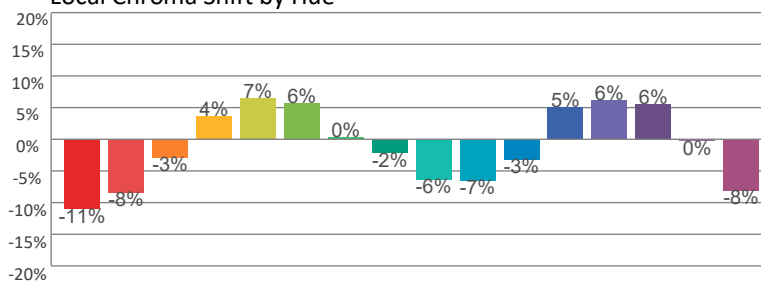
Color Distortion Graphic



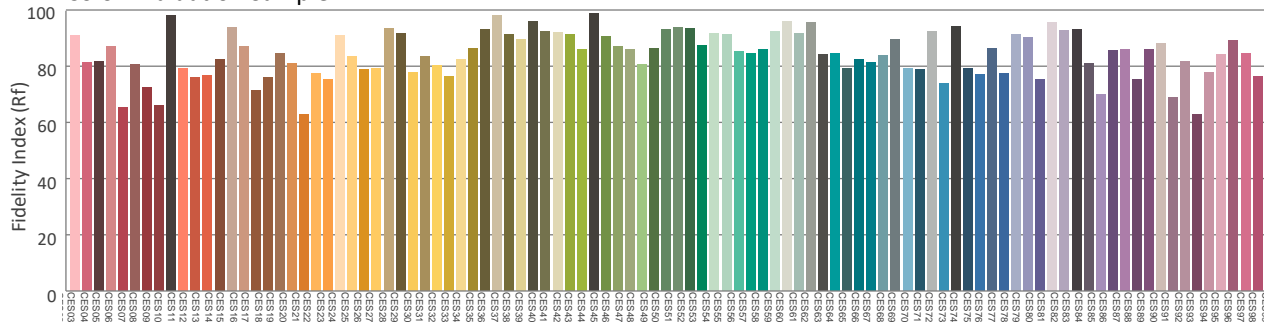
Rf by Hue



Local Chroma Shift by Hue



Color Evaluation Sample



Photometric & Chromaticity Report

WELL Pod 2: Standard Optics - Warm White Only - AC

Report Summary

Measurements

Fixture Output: 1065 lm
Fixture Peak: 16743 cd
Fixture Efficacy: 30 lm/W
Intensity @ 5m: 669 lux
Color Temperature: 2992 K
CRI: 82.3 CRI R9 Value: 6.1
CQS: 81.4
TLCI: 65
TM-30 Rf: 84.1
TM-30 Rg: 97.5
Beam Angle (50%): 11.2°
Field Angle (10%): 21.1°
Cutoff Angle (3%): 36.6°

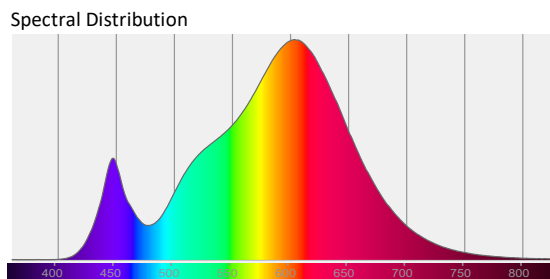
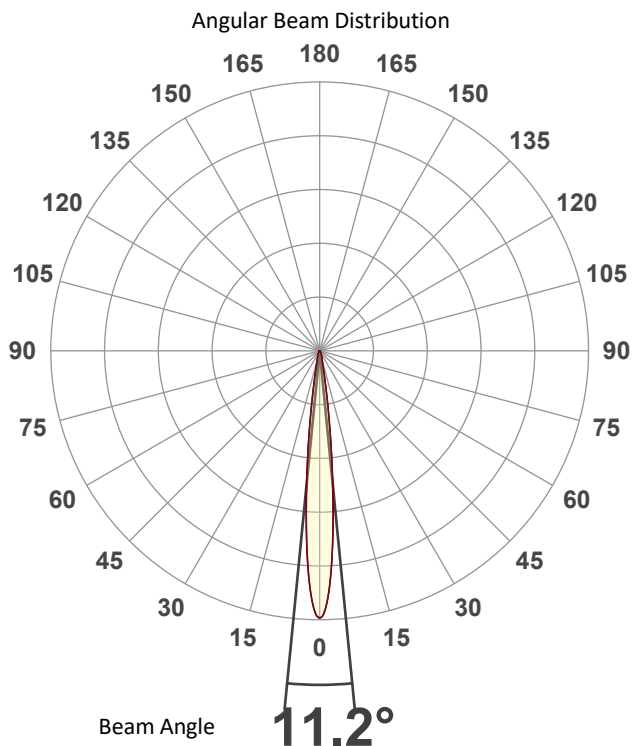


Conditions

AC Supply: 119 V, 60 Hz
Power: 35.55 W
Current: 0.300 A
Power Factor: 0.99

This data sheet conforms to American National Standard E1.9 – 2007 (R2017). All data was measured and calculated by a Viso Systems LabSpion Goniometer at the Chauvet PD Optics Laboratory in Davie, FL on 1/7/2025 to LM-63-2002 Standards.

Overall Measurement



Tested Color (CIE 1931):
X: 0.438
Y: 0.405

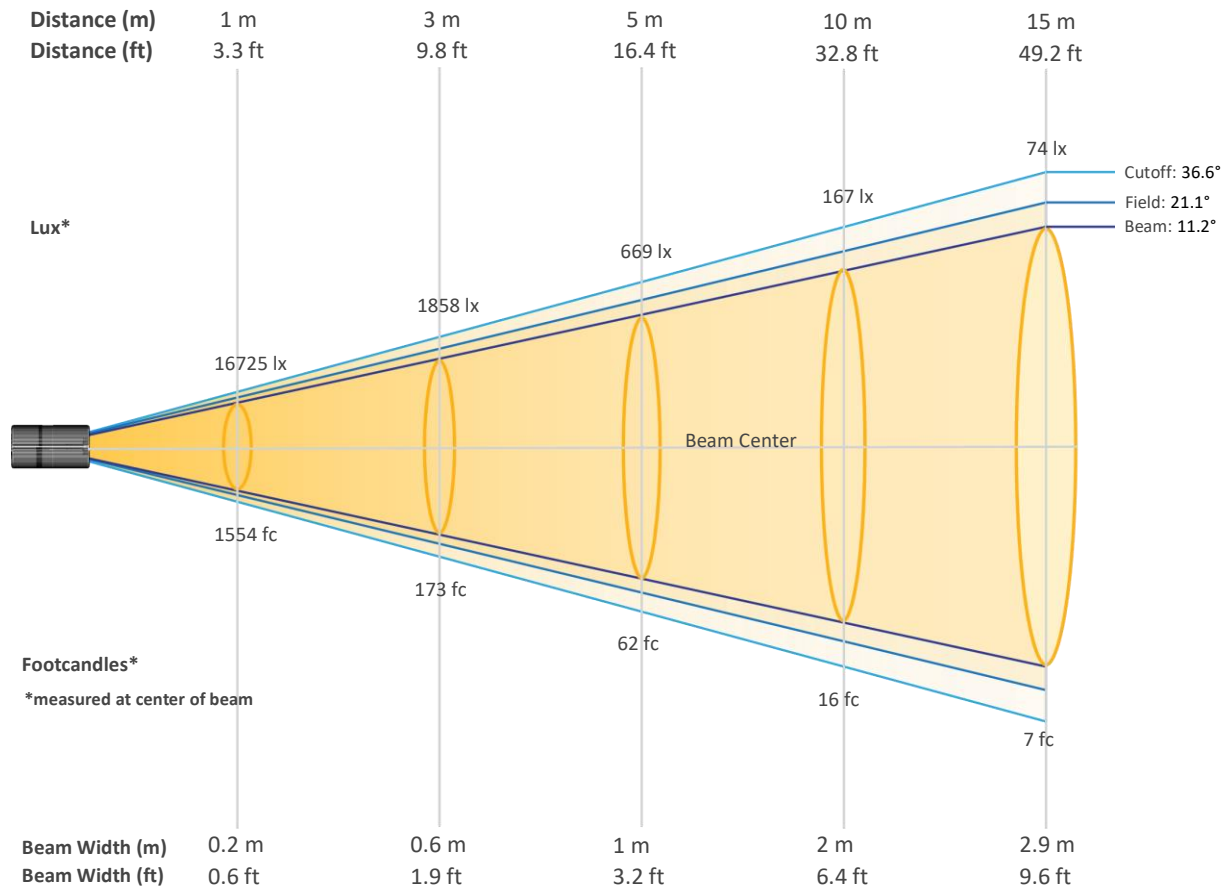
Light Quality
CRI: 82.3

Color Temperature
2992 K

Photometric & Chromaticity Report

WELL Pod 2: Standard Optics - Warm White Only - AC

Beam Details

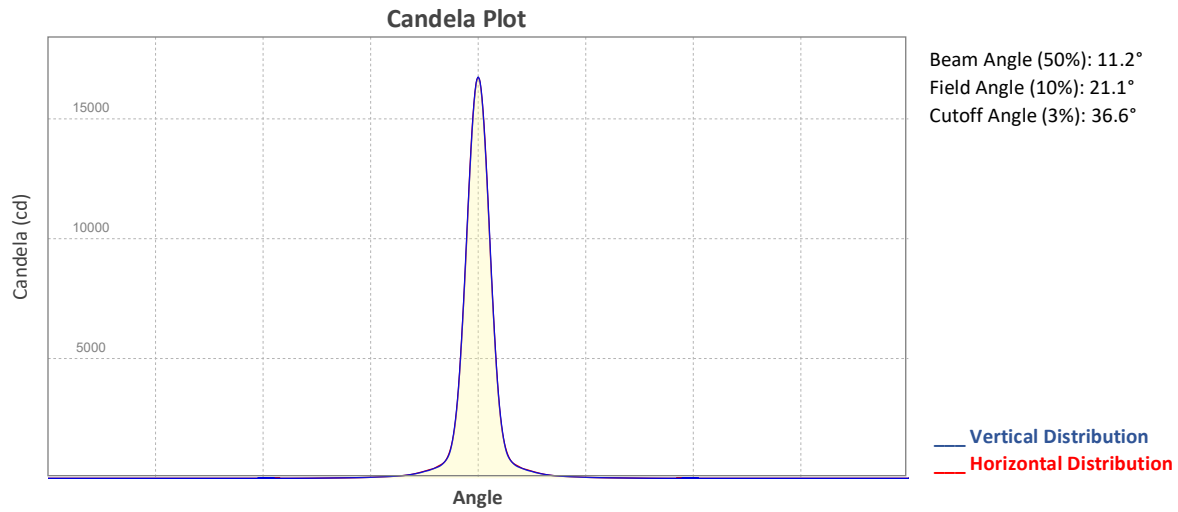


Beam Intensities from 1-20m (3.3-65.6ft)

Distance	1m	2m	3m	4m	5m	6m	7m	8m	9m	10m
Lux	16725	4181	1858	1045	669	465	341	261	206	167
Distance	11m	12m	13m	14m	15m	16m	17m	18m	19m	20m
Lux	138	116	99	85	74	65	58	52	46	42
Distance	3.3ft	6.6ft	9.8ft	13.1ft	16.4ft	19.7ft	23ft	26.2ft	29.5ft	32.8ft
FC	1554	388	173	97	62	43	32	24	19	16
Distance	36.1ft	39.4ft	42.7ft	45.9ft	49.2ft	52.5ft	55.8ft	59.1ft	62.3ft	65.6ft
FC	13	11	9	8	7	6	5	5	4	4

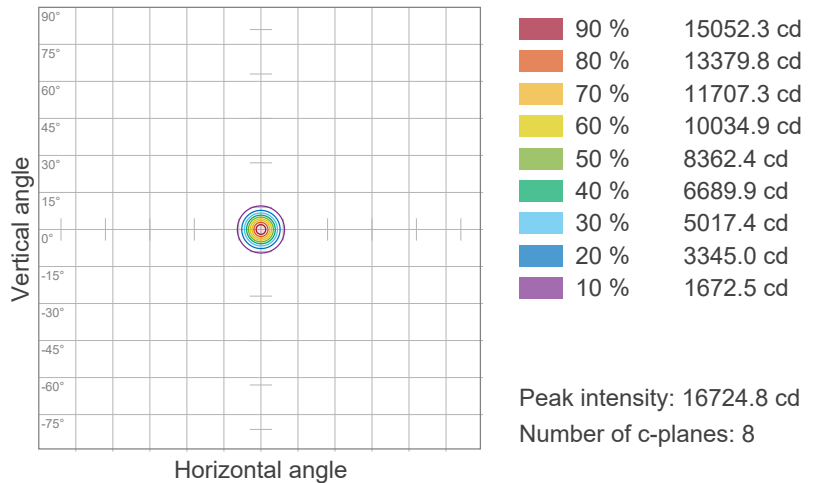
Photometric & Chromaticity Report

WELL Pod 2: Standard Optics - Warm White Only - AC

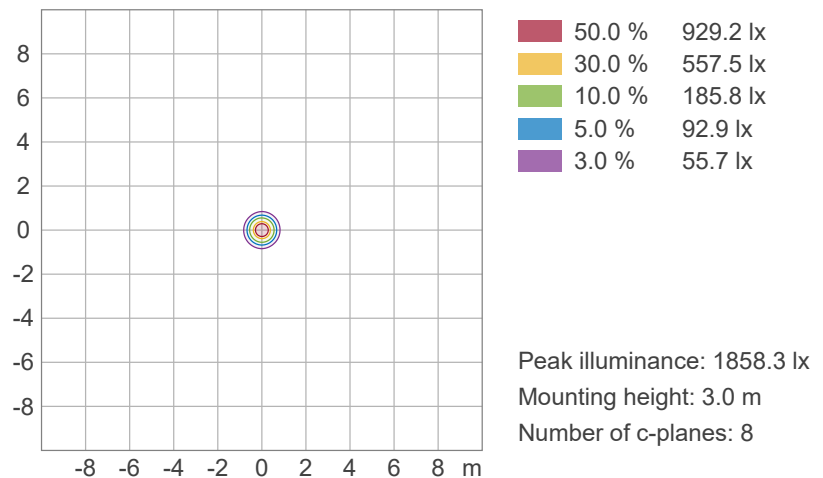


ISO Diagrams

ISO Candela Diagram



ISO Lux Diagram

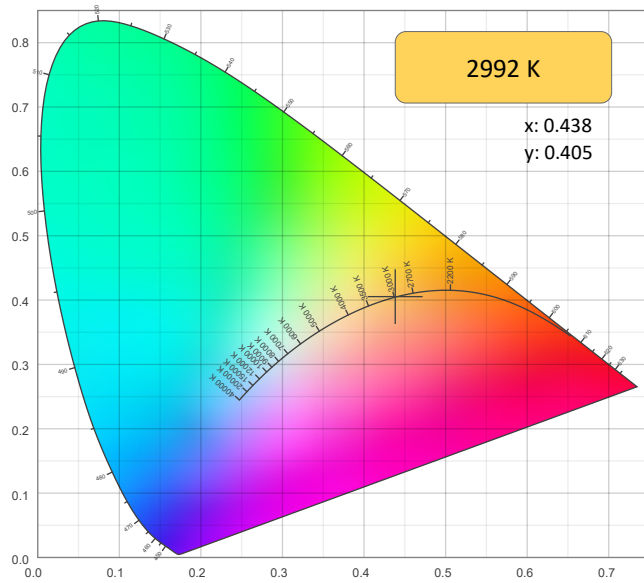


Photometric & Chromaticity Report

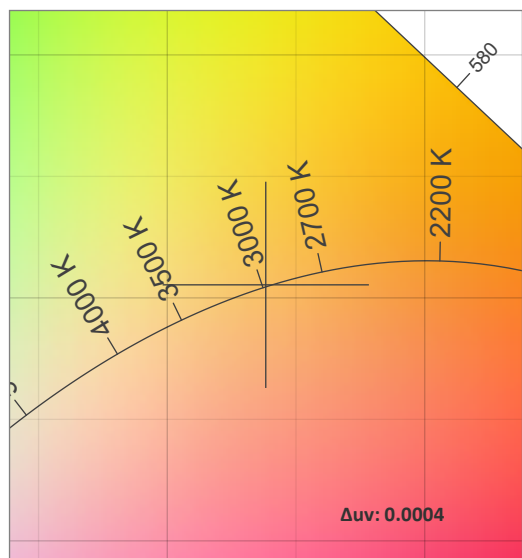
WELL Pod 2: Standard Optics - Warm White Only - AC

Chromaticity

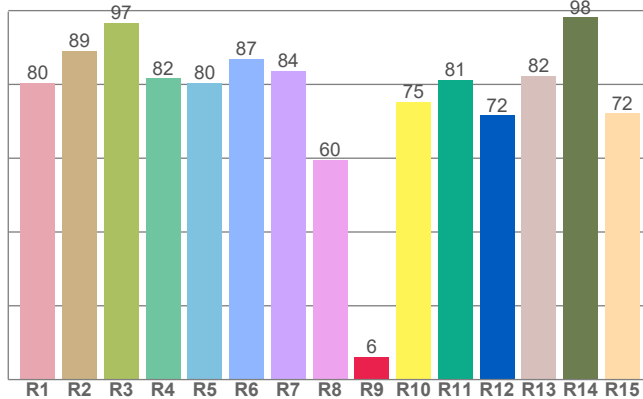
CIE 1931



CIE 1931 - Zoom



CRI: 82.3 (R1-R8)

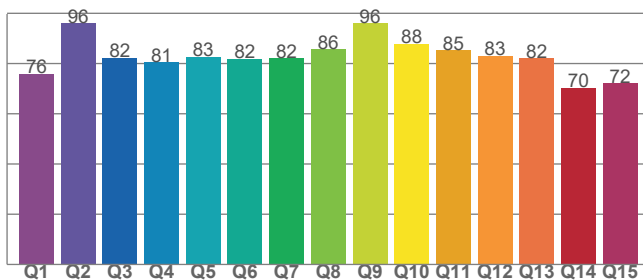


Color Parameters

Color Temperature	Color Coordinate CIE 1931	Color Coordinate CIE 1931
CCT	x	y
2992 K	0.438	0.405

Color Deviation from Black Body Curve	Color Coordinate CIE 1964	Color Coordinate CIE 1964
Δuv	y	u
0.0004	0.405	0.251

CQS: 81.4



Color Rendering Index	Red Component	Color Quality Scale
CRI	CRI - R9	CQS
82.3	6.1	81.4

Television Lighting Consistency Index	Color Fidelity	Color Gamut
TLCI	TM30 - Rf	TM30 Rg
65	84.1	97.5

Photometric & Chromaticity Report

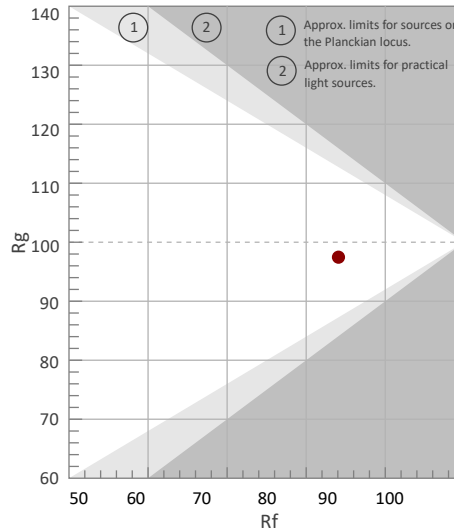
WELL Pod 2: Standard Optics - Warm White Only - AC

TM-30 Details

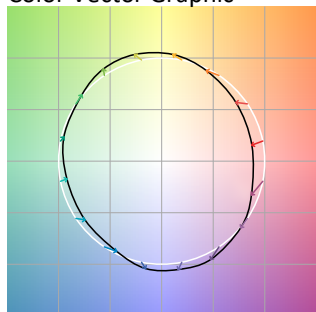
Rf 84.1
Fidelity Index (Rg)

Rg 97.5
Gammut Index (Rg)

Hue Bin	R _f	Graphic shifts (%)	
		Chroma	Hue
1	80	-11%	-2%
2	81	-9%	7%
3	76	-3%	13%
4	85	4%	9%
5	90	7%	6%
6	90	6%	-3%
7	84	0%	-10%
8	92	-2%	-4%
9	89	-7%	-1%
10	86	-7%	6%
11	82	-3%	12%
12	85	5%	5%
13	88	6%	-5%
14	82	6%	-13%
15	82	0%	-11%
16	79	-8%	-15%



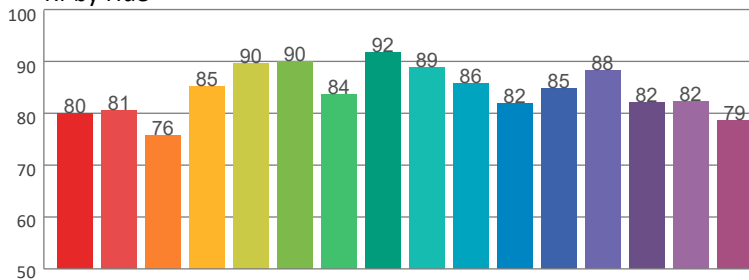
Color Vector Graphic



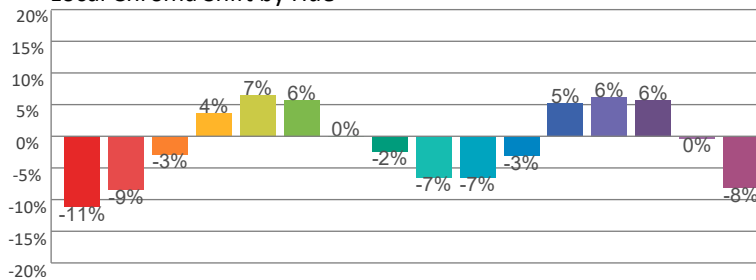
Color Distortion Graphic



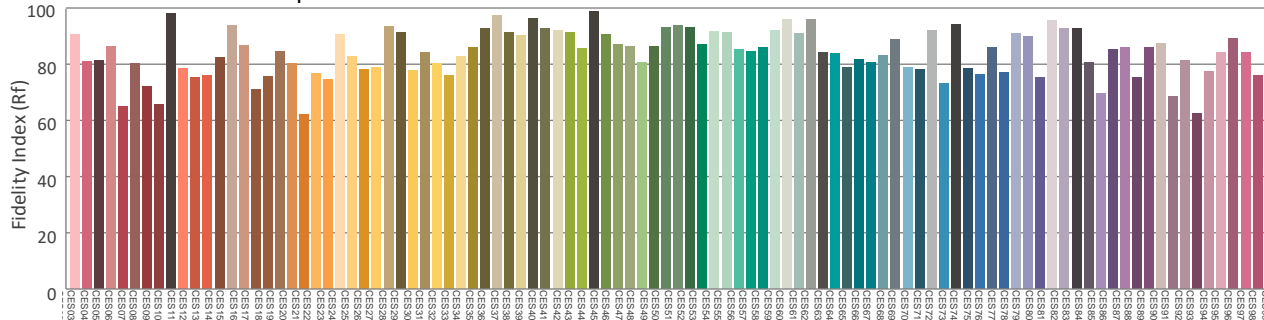
Rf by Hue



Local Chroma Shift by Hue



Color Evaluation Sample



Photometric & Chromaticity Report

WELL Pod 2: Standard Optics - Warm White Only - 18 hours

Report Summary

Measurements

Fixture Output: 221 lm
Fixture Peak: 3444 cd
Fixture Efficacy: n/a lm/W
Intensity @ 5m: 137 lux
Color Temperature: 2983 K
CRI: 83.1 CRI R9 Value: 9.4
CQS: 82.6
TLCI: 67
TM-30 Rf: 84.8
TM-30 Rg: 97.8
Beam Angle (50%): 11.3°
Field Angle (10%): 21.2°
Cutoff Angle (3%): 36.7°

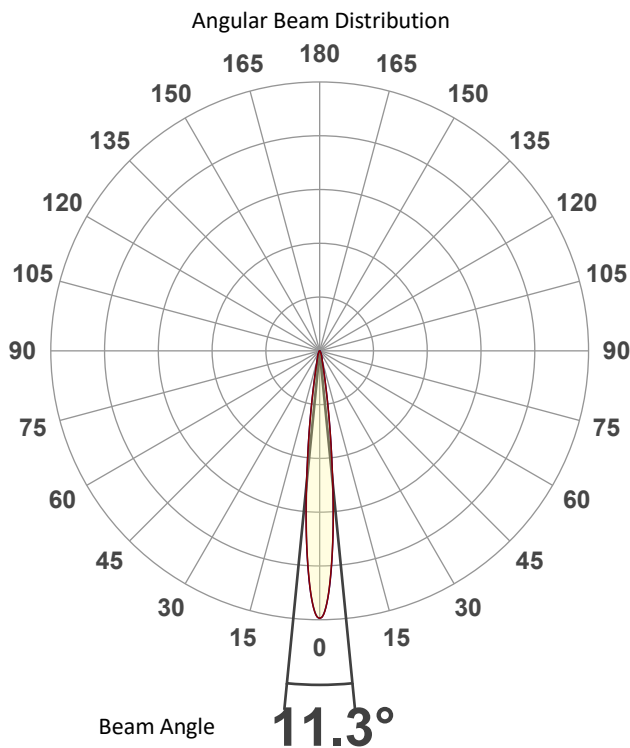


Conditions

AC Supply: 120 V, 60 Hz
Power: 0.0 W
Current: 0.000 A
Power Factor: n/a

This data sheet conforms to American National Standard E1.9 – 2007 (R2017). All data was measured and calculated by a Viso Systems LabSpion Goniometer at the Chauvet PD Optics Laboratory in Davie, FL on 1/7/2025 to LM-63-2002 Standards.

Overall Measurement



Tested Color (CIE 1931):
X: 0.441
Y: 0.410

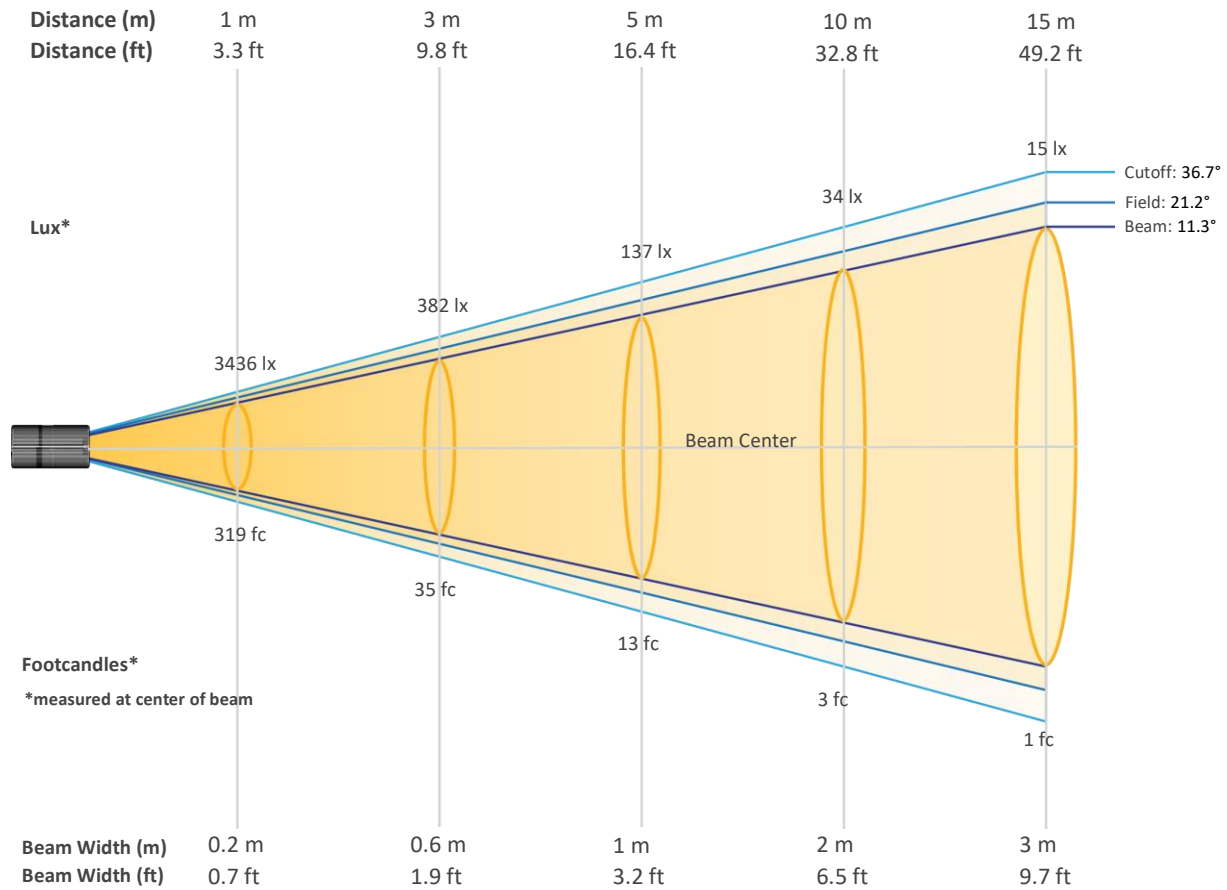
Light Quality
CRI: 83.1

Color Temperature
2983 K

Photometric & Chromaticity Report

WELL Pod 2: Standard Optics - Warm White Only - 18 hours

Beam Details

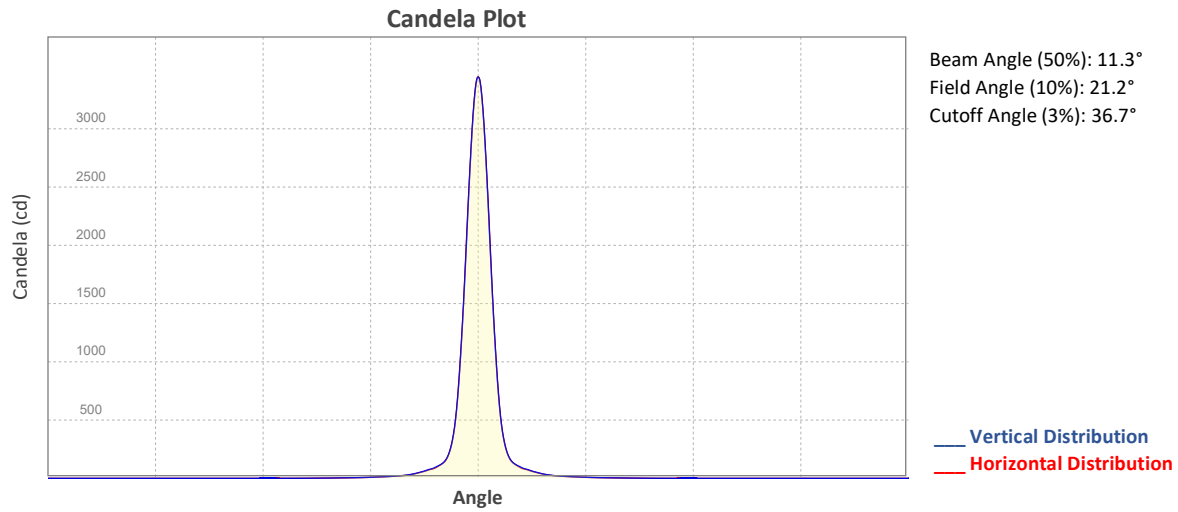


Beam Intensities from 1-20m (3.3-65.6ft)

Distance	1m	2m	3m	4m	5m	6m	7m	8m	9m	10m
Lux	3436	859	382	215	137	95	70	54	42	34
Distance	11m	12m	13m	14m	15m	16m	17m	18m	19m	20m
Lux	28	24	20	18	15	13	12	11	10	9
Distance	3.3ft	6.6ft	9.8ft	13.1ft	16.4ft	19.7ft	23ft	26.2ft	29.5ft	32.8ft
FC	319	80	35	20	13	9	7	5	4	3
Distance	36.1ft	39.4ft	42.7ft	45.9ft	49.2ft	52.5ft	55.8ft	59.1ft	62.3ft	65.6ft
FC	3	2	2	2	1	1	1	1	1	1

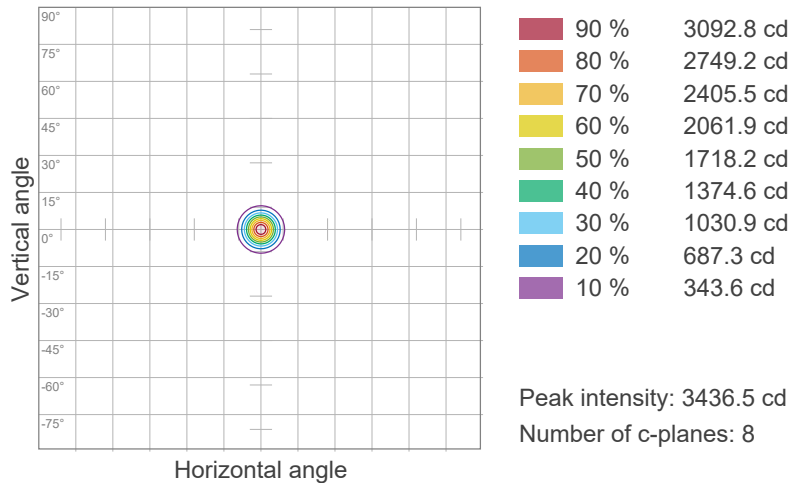
Photometric & Chromaticity Report

WELL Pod 2: Standard Optics - Warm White Only - 18 hours

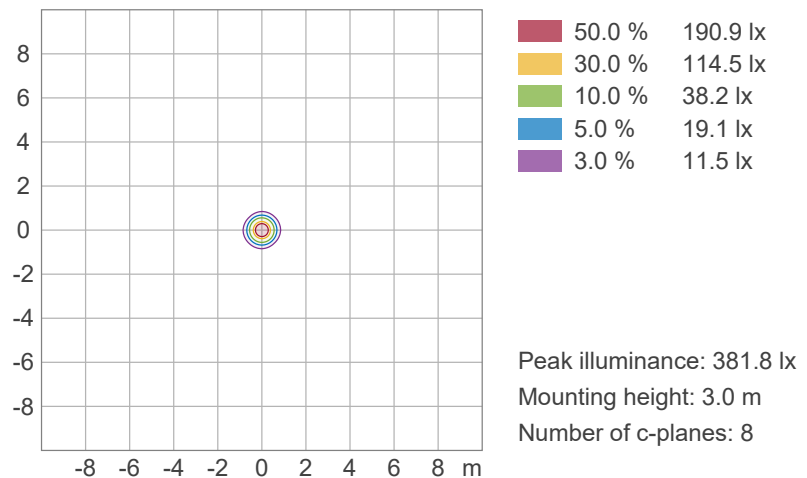


ISO Diagrams

ISO Candela Diagram



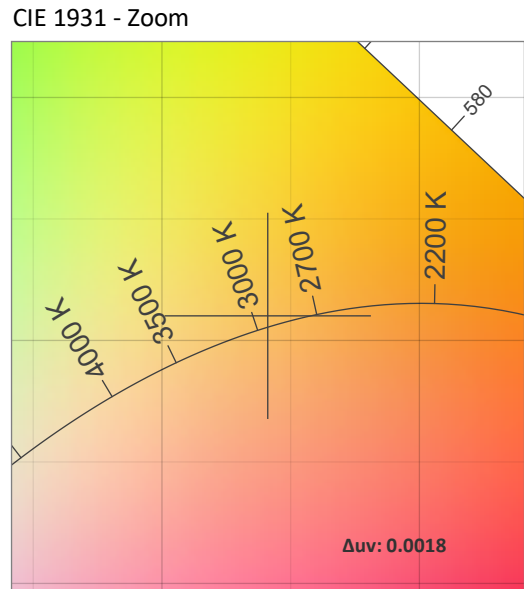
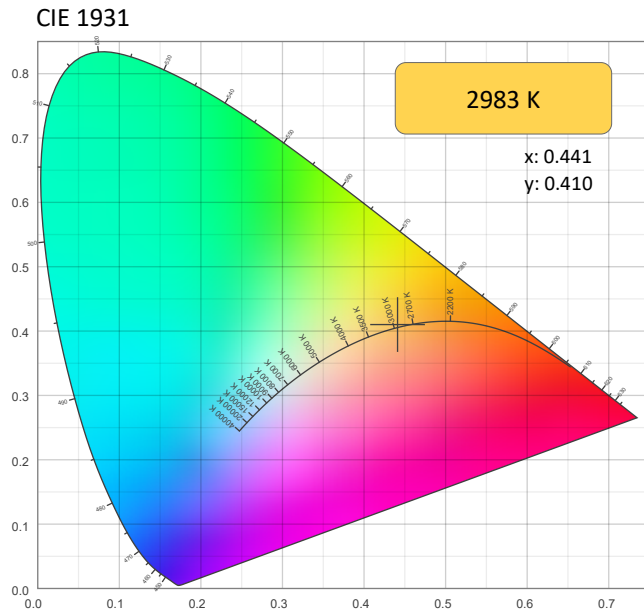
ISO Lux Diagram



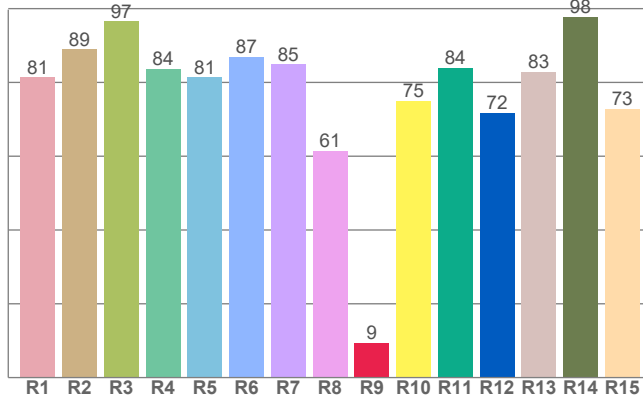
Photometric & Chromaticity Report

WELL Pod 2: Standard Optics - Warm White Only - 18 hours

Chromaticity



CRI: 83.1 (R1-R8)

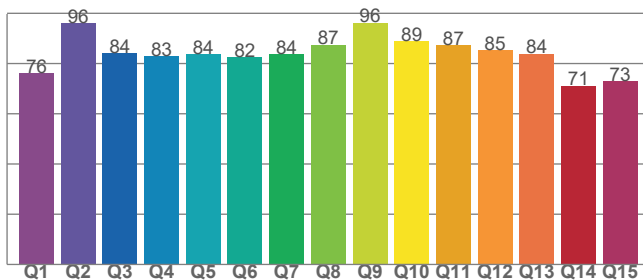


Color Parameters

Color Temperature	Color Coordinate CIE 1931	Color Coordinate CIE 1931
CCT	x	y
2983 K	0.441	0.410

Color Deviation from Black Body Curve	Color Coordinate CIE 1964	Color Coordinate CIE 1964
Δuv	y	u
0.0018	0.410	0.251

CQS: 82.6



Color Rendering Index	Red Component	Color Quality Scale
CRI	CRI - R9	CQS
83.1	9.4	82.6

Television Lighting Consistency Index	Color Fidelity	Color Gamut
TLCI	TM30 - Rf	TM30 Rg
67	84.8	97.8

Photometric & Chromaticity Report

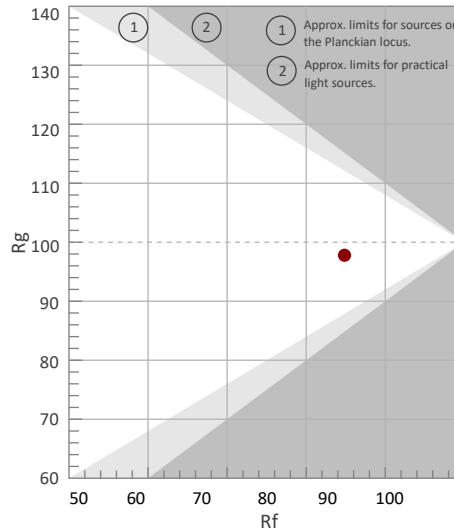
WELL Pod 2: Standard Optics - Warm White Only - 18 hours

TM-30 Details

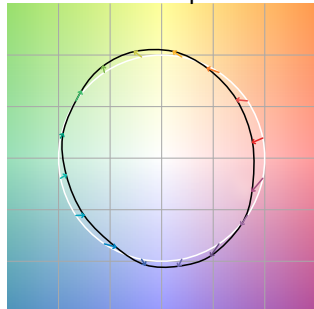
Rf 84.8
Fidelity Index (Rg)

Rg 97.8
Gammut Index (Rg)

Graphic shifts (%)			
Hue Bin	R _f	Chroma	Hue
1	81	-11%	-2%
2	82	-8%	7%
3	78	-3%	12%
4	86	4%	9%
5	89	7%	6%
6	90	6%	-2%
7	83	1%	-11%
8	92	-2%	-5%
9	89	-6%	-2%
10	87	-7%	4%
11	83	-4%	11%
12	86	5%	5%
13	89	6%	-5%
14	83	5%	-13%
15	83	0%	-11%
16	80	-8%	-14%



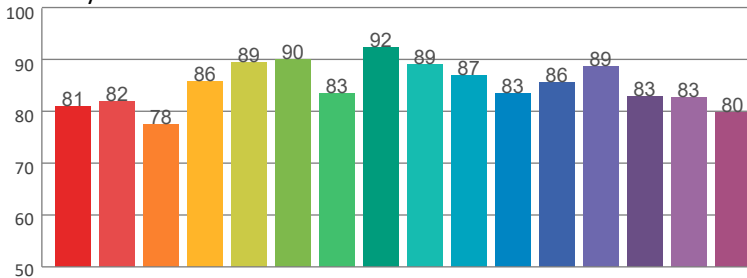
Color Vector Graphic



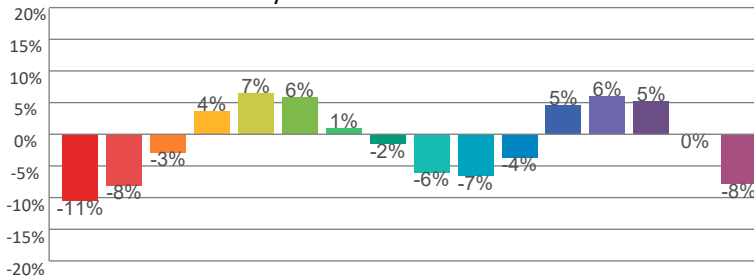
Color Distortion Graphic



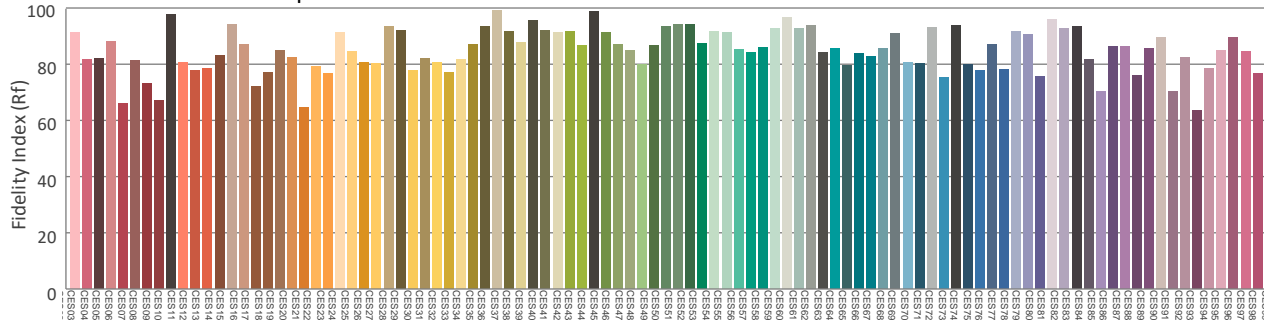
Rf by Hue



Local Chroma Shift by Hue



Color Evaluation Sample



Photometric & Chromaticity Report

WELL Pod 2: Standard Optics - Warm White Only - 12 hours

Report Summary

Measurements

Fixture Output: 349 lm
Fixture Peak: 5434 cd
Fixture Efficacy: n/a lm/W
Intensity @ 5m: 217 lux
Color Temperature: 2984 K
CRI: 83.0 CRI R9 Value: 8.9
CQS: 82.4
TLCI: 66
TM-30 Rf: 84.7
TM-30 Rg: 97.8
Beam Angle (50%): 11.2°
Field Angle (10%): 21.2°
Cutoff Angle (3%): 37.3°

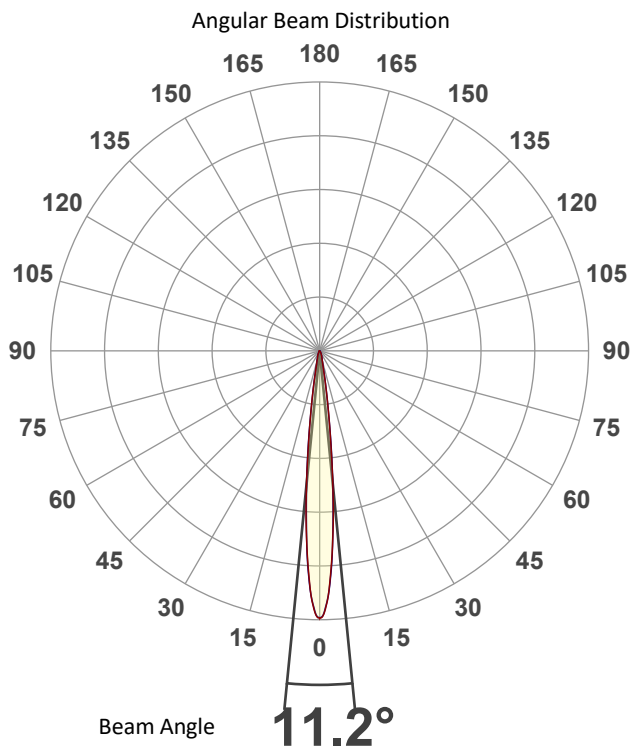


Conditions

AC Supply: 120 V, 60 Hz
Power: 0.0 W
Current: 0.000 A
Power Factor: n/a

This data sheet conforms to American National Standard E1.9 – 2007 (R2017). All data was measured and calculated by a Viso Systems LabSpion Goniometer at the Chauvet PD Optics Laboratory in Davie, FL on 1/7/2025 to LM-63-2002 Standards.

Overall Measurement



Tested Color (CIE 1931):

X: 0.441

Y: 0.409



Light Quality

CRI: 83.0

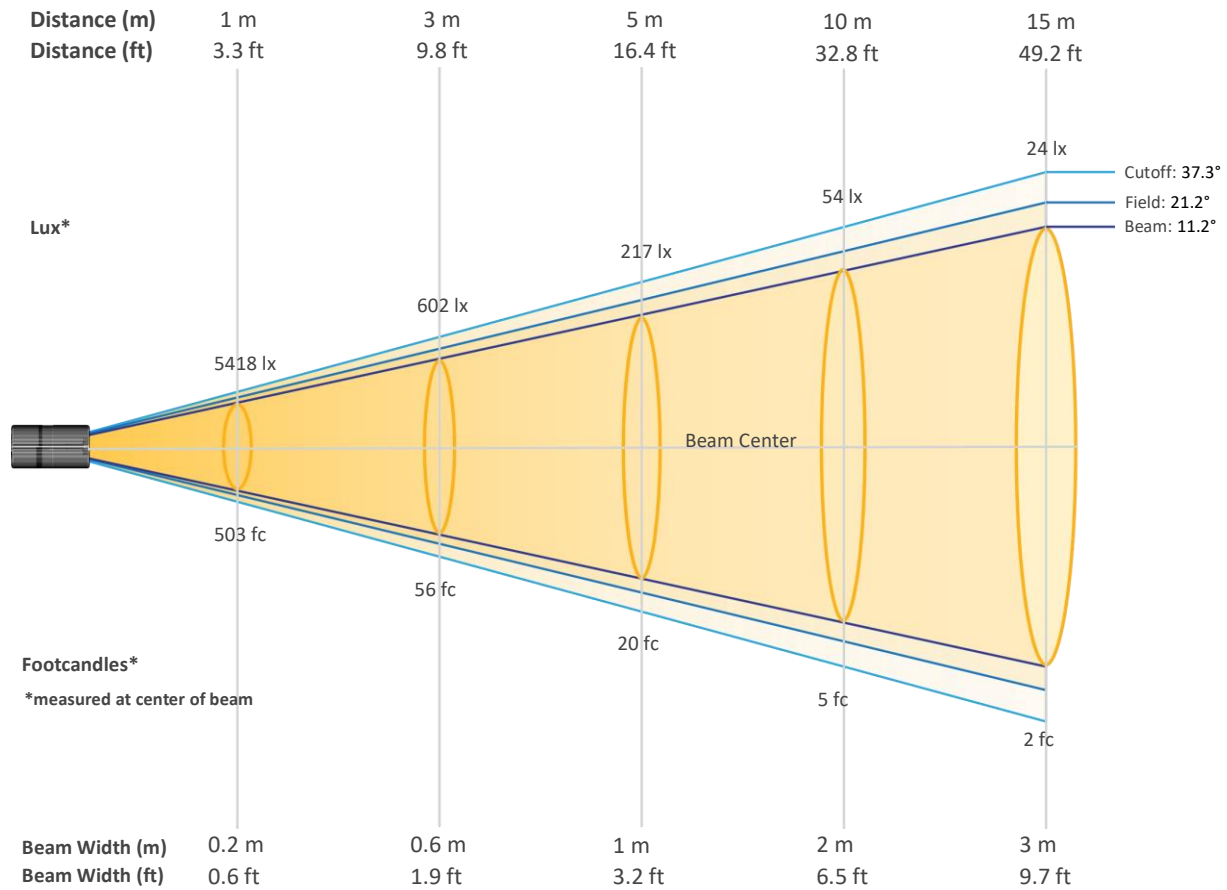
Color Temperature

2984 K

Photometric & Chromaticity Report

WELL Pod 2: Standard Optics - Warm White Only - 12 hours

Beam Details

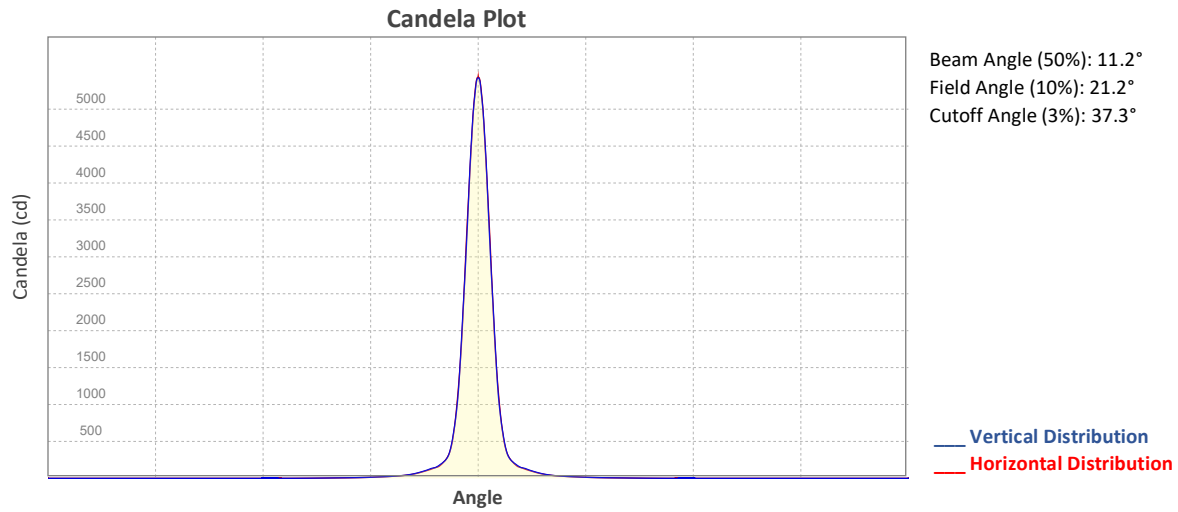


Beam Intensities from 1-20m (3.3-65.6ft)

Distance	1m	2m	3m	4m	5m	6m	7m	8m	9m	10m
Lux	5418	1354	602	339	217	150	111	85	67	54
Distance	11m	12m	13m	14m	15m	16m	17m	18m	19m	20m
Lux	45	38	32	28	24	21	19	17	15	14
Distance	3.3ft	6.6ft	9.8ft	13.1ft	16.4ft	19.7ft	23ft	26.2ft	29.5ft	32.8ft
FC	503	126	56	31	20	14	10	8	6	5
Distance	36.1ft	39.4ft	42.7ft	45.9ft	49.2ft	52.5ft	55.8ft	59.1ft	62.3ft	65.6ft
FC	4	3	3	3	2	2	2	2	1	1

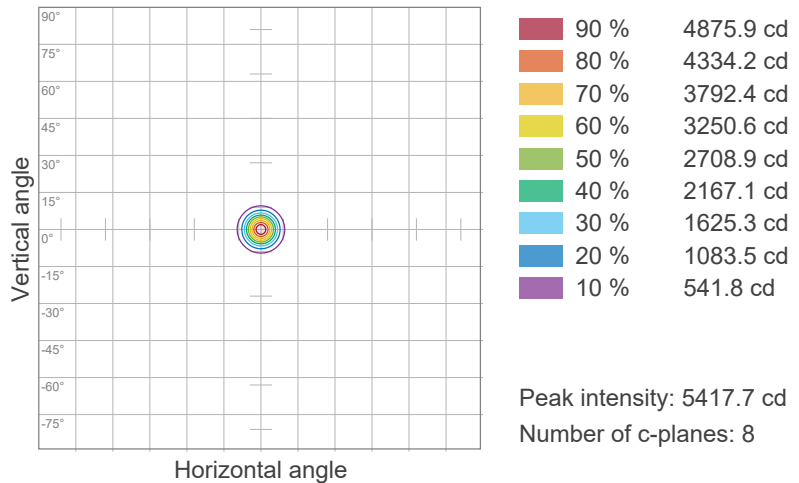
Photometric & Chromaticity Report

WELL Pod 2: Standard Optics - Warm White Only - 12 hours

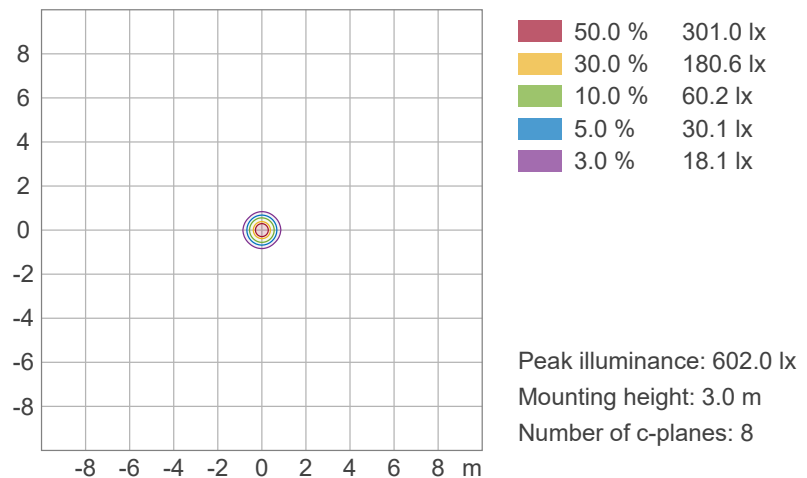


ISO Diagrams

ISO Candela Diagram



ISO Lux Diagram

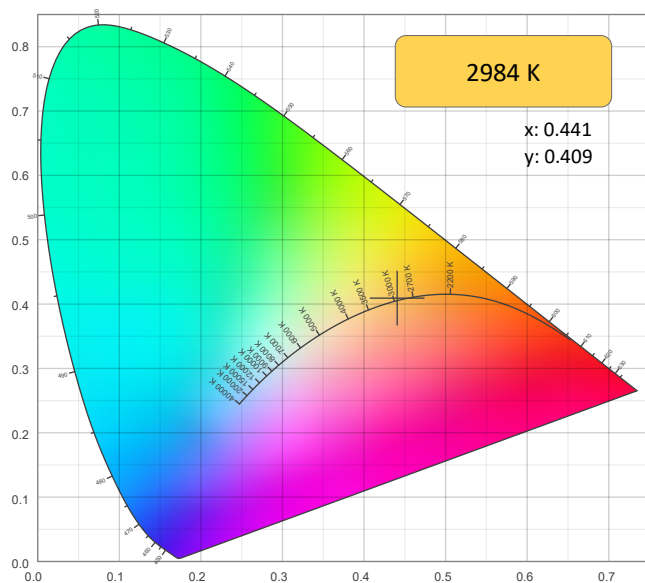


Photometric & Chromaticity Report

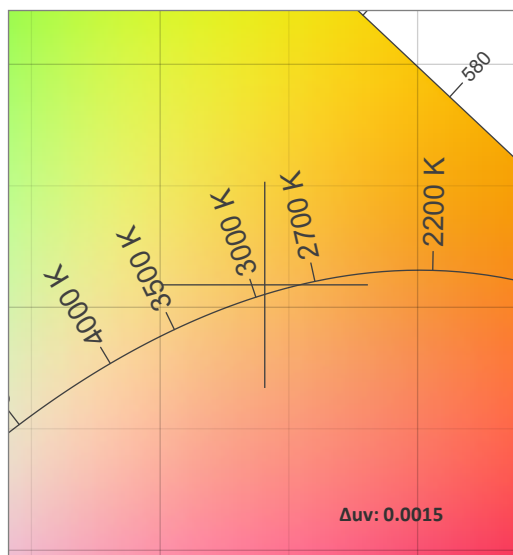
WELL Pod 2: Standard Optics - Warm White Only - 12 hours

Chromaticity

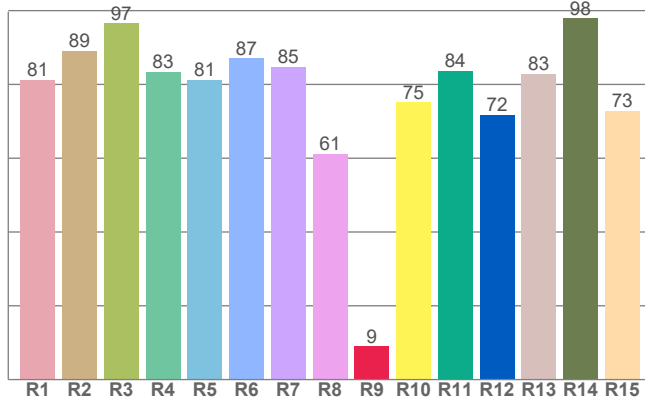
CIE 1931



CIE 1931 - Zoom



CRI: 83.0 (R1-R8)

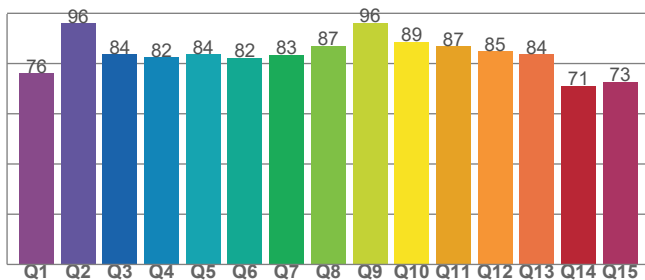


Color Parameters

Color Temperature	Color Coordinate CIE 1931	Color Coordinate CIE 1931
CCT	x	y
2984 K	0.441	0.409

Color Deviation from Black Body Curve	Color Coordinate CIE 1964	Color Coordinate CIE 1964
Δuv	y	u
0.0015	0.409	0.251

CQS: 82.4



Color Rendering Index	Red Component	Color Quality Scale
CRI	CRI - R9	CQS
83.0	8.9	82.4

Television Lighting Consistency Index	Color Fidelity	Color Gamut
TLCI	TM30 - Rf	TM30 Rg
66	84.7	97.8

Photometric & Chromaticity Report

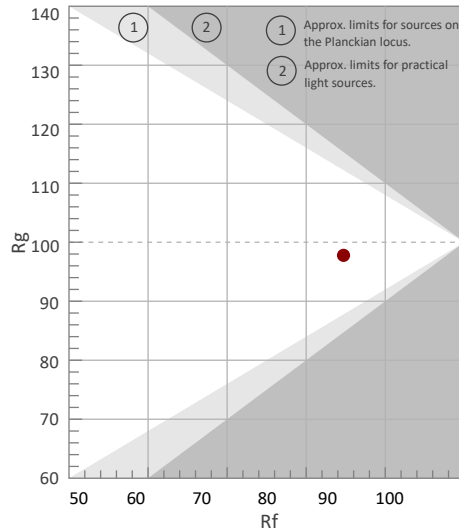
WELL Pod 2: Standard Optics - Warm White Only - 12 hours

TM-30 Details

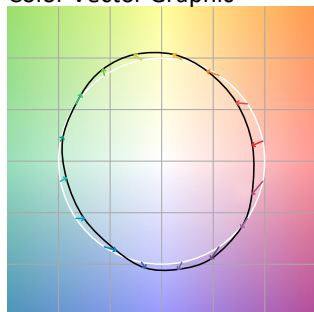
Rf 84.7
Fidelity Index (Rg)

Rg 97.8
Gammut Index (Rg)

Hue Bin	R _f	Graphic shifts (%)	
		Chroma	Hue
1	81	-11%	-2%
2	82	-8%	7%
3	77	-3%	12%
4	86	4%	9%
5	89	7%	6%
6	90	6%	-2%
7	83	1%	-11%
8	92	-2%	-5%
9	89	-6%	-2%
10	87	-7%	4%
11	83	-4%	11%
12	86	5%	5%
13	89	6%	-5%
14	83	5%	-13%
15	83	0%	-11%
16	80	-8%	-14%



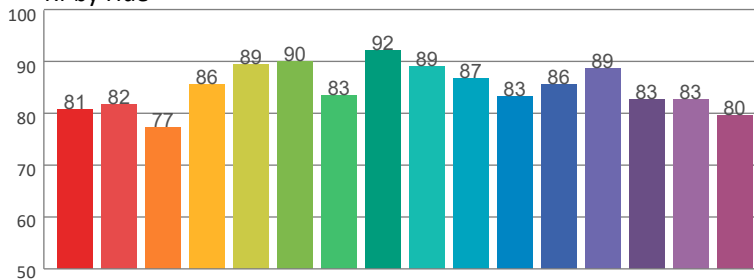
Color Vector Graphic



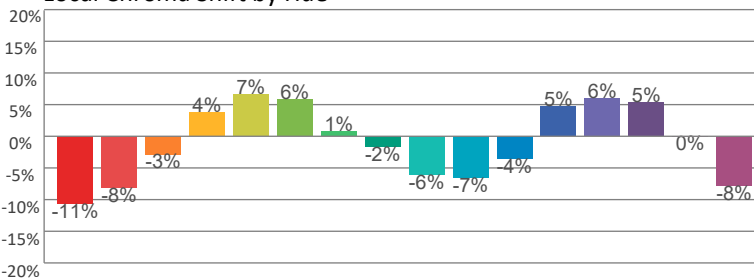
Color Distortion Graphic



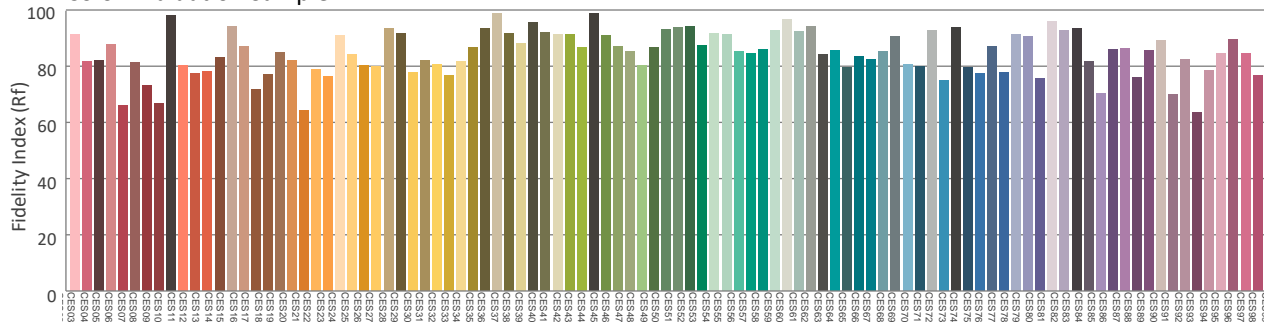
Rf by Hue



Local Chroma Shift by Hue



Color Evaluation Sample



Photometric & Chromaticity Report

WELL Pod 2: Standard Optics - Warm White Only - 8 hours

Report Summary

Measurements

Fixture Output: 544 lm
Fixture Peak: 8548 cd
Fixture Efficacy: n/a lm/W
Intensity @ 5m: 342 lux
Color Temperature: 2983 K
CRI: 82.8 CRI R9 Value: 8.1
CQS: 82.1
TLCI: 66
TM-30 Rf: 84.5
TM-30 Rg: 97.7
Beam Angle (50%): 11.2°
Field Angle (10%): 21.1°
Cutoff Angle (3%): 36.5°

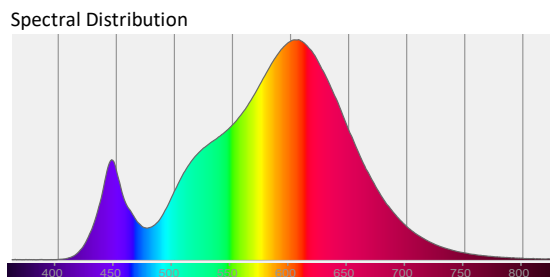
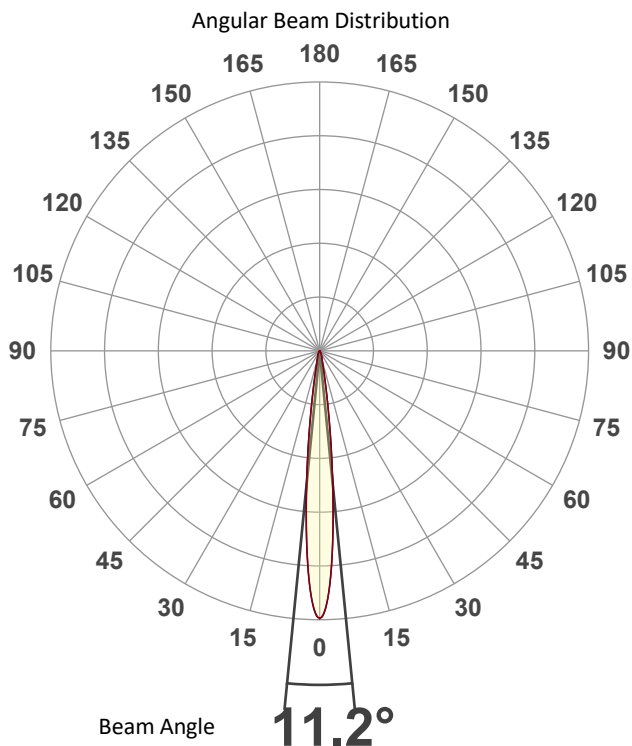


Conditions

AC Supply: 119 V, 60 Hz
Power: 0.0 W
Current: 0.000 A
Power Factor: n/a

This data sheet conforms to American National Standard E1.9 – 2007 (R2017). All data was measured and calculated by a Viso Systems LabSpion Goniometer at the Chauvet PD Optics Laboratory in Davie, FL on 1/7/2025 to LM-63-2002 Standards.

Overall Measurement



Tested Color (CIE 1931):

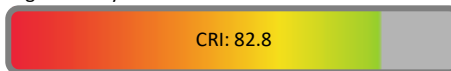
X: 0.440

Y: 0.408



Light Quality

CRI: 82.8



Color Temperature

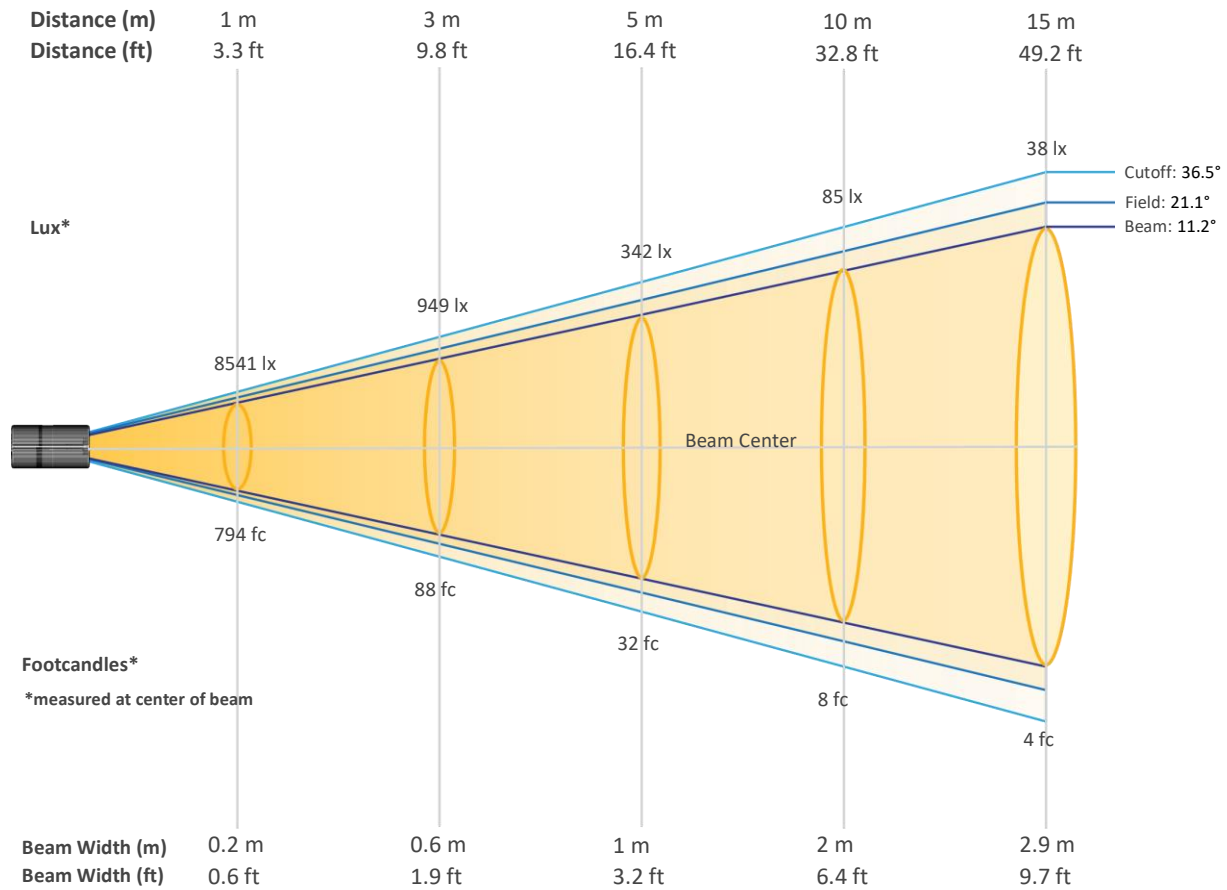
2983 K



Photometric & Chromaticity Report

WELL Pod 2: Standard Optics - Warm White Only - 8 hours

Beam Details

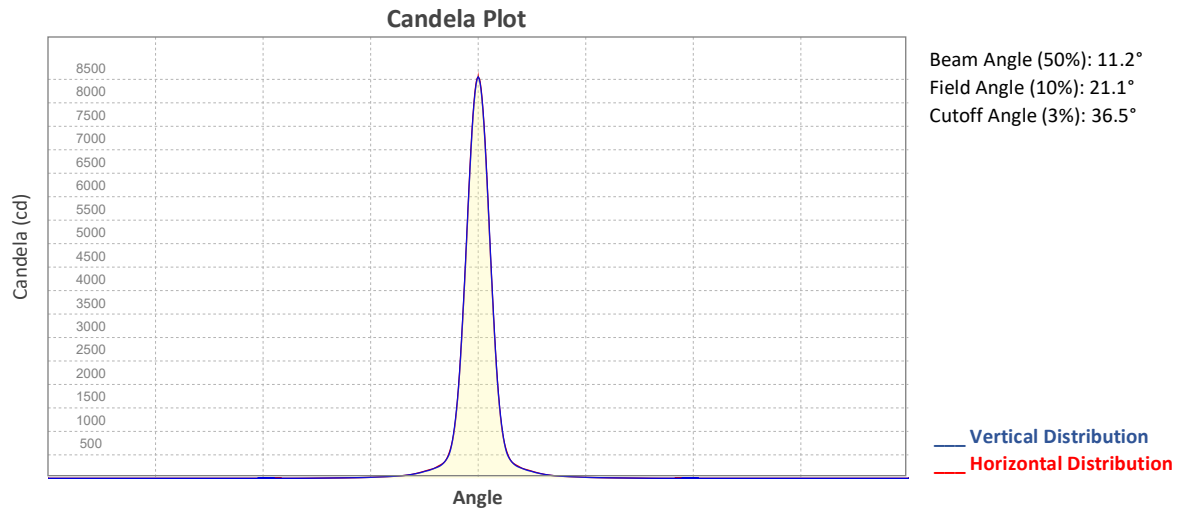


Beam Intensities from 1-20m (3.3-65.6ft)

Distance	1m	2m	3m	4m	5m	6m	7m	8m	9m	10m
Lux	8541	2135	949	534	342	237	174	133	105	85
Distance	11m	12m	13m	14m	15m	16m	17m	18m	19m	20m
Lux	71	59	51	44	38	33	30	26	24	21
Distance	3.3ft	6.6ft	9.8ft	13.1ft	16.4ft	19.7ft	23ft	26.2ft	29.5ft	32.8ft
FC	794	198	88	50	32	22	16	12	10	8
Distance	36.1ft	39.4ft	42.7ft	45.9ft	49.2ft	52.5ft	55.8ft	59.1ft	62.3ft	65.6ft
FC	7	6	5	4	4	3	3	2	2	2

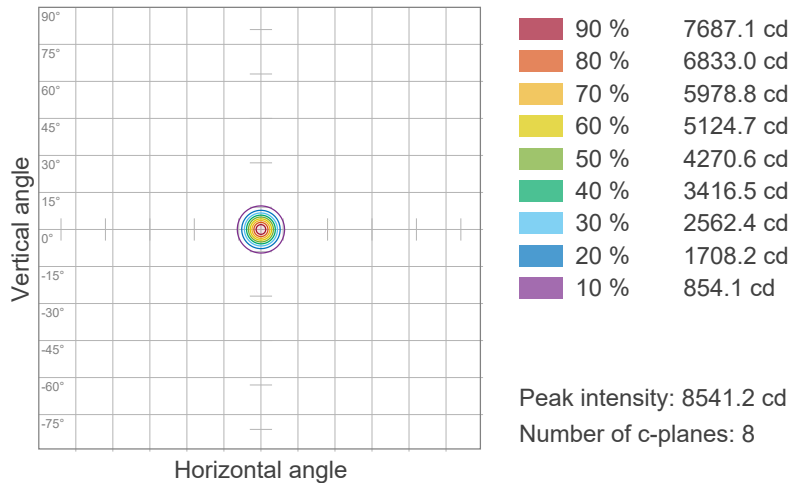
Photometric & Chromaticity Report

WELL Pod 2: Standard Optics - Warm White Only - 8 hours

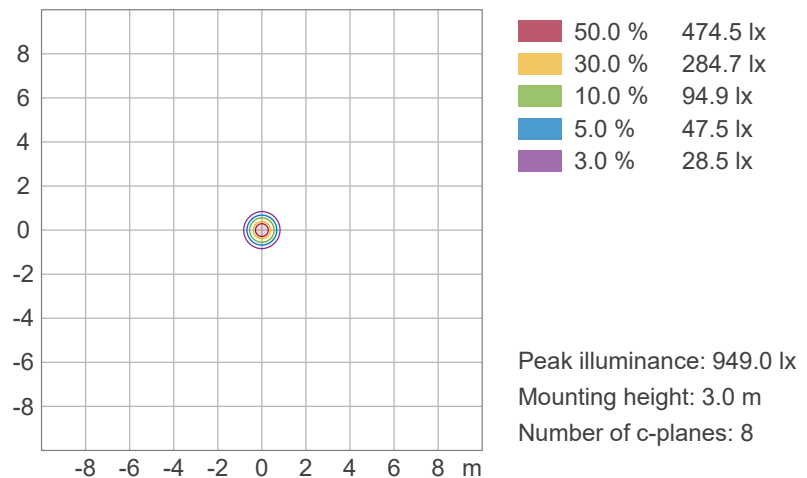


ISO Diagrams

ISO Candela Diagram



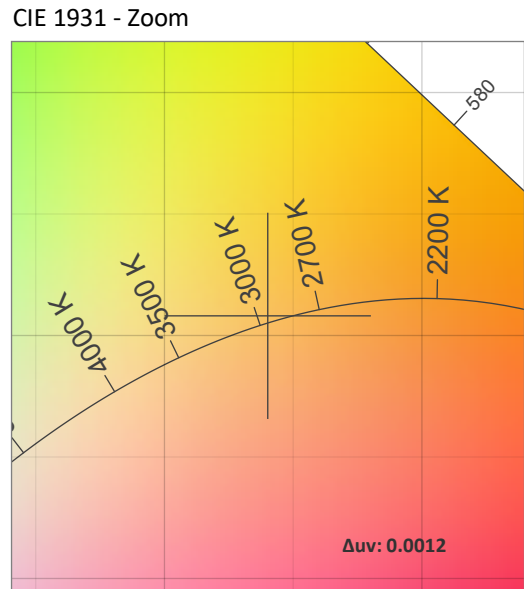
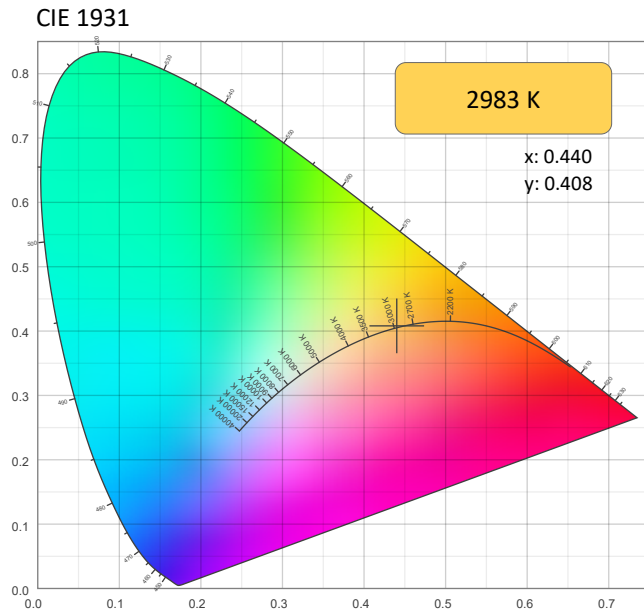
ISO Lux Diagram



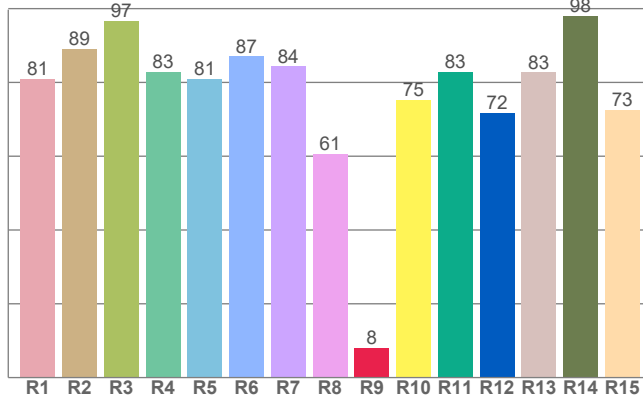
Photometric & Chromaticity Report

WELL Pod 2: Standard Optics - Warm White Only - 8 hours

Chromaticity



CRI: 82.8 (R1-R8)



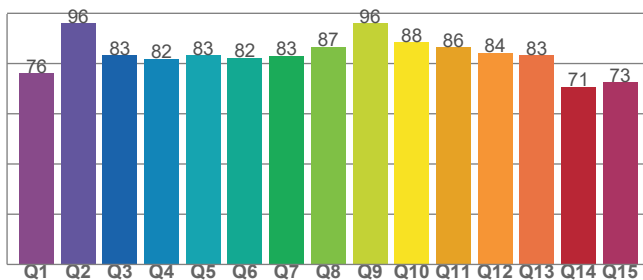
Color Parameters

Color Temperature	Color Coordinate CIE 1931	Color Coordinate CIE 1931
CCT	x	y
2983 K	0.440	0.408

Color Deviation from Black Body Curve	Color Coordinate CIE 1964	Color Coordinate CIE 1964
Δuv	y	u
0.0012	0.408	0.251

Color Rendering Index	Red Component	Color Quality Scale
CRI	CRI - R9	CQS
82.8	8.1	82.1

CQS: 82.1



Television Lighting Consistency Index	Color Fidelity	Color Gamut
TLCI	TM30 - Rf	TM30 Rg
66	84.5	97.7

Photometric & Chromaticity Report

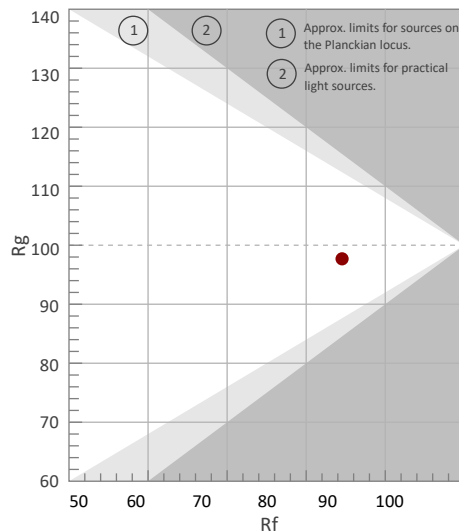
WELL Pod 2: Standard Optics - Warm White Only - 8 hours

TM-30 Details

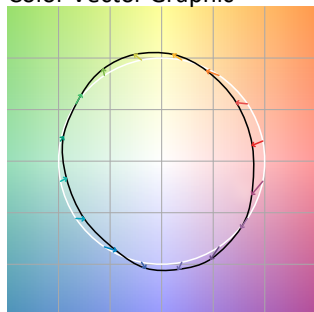
Rf 84.5
Fidelity Index (Rg)

Rg 97.7
Gammut Index (Rg)

		Graphic shifts (%)		
Hue Bin	R _f	Chroma	Hue	
1	81	-11%	-2%	
2	81	-8%	7%	
3	77	-3%	12%	
4	85	4%	9%	
5	89	7%	6%	
6	90	6%	-2%	
7	83	1%	-11%	
8	92	-2%	-5%	
9	89	-6%	-2%	
10	86	-7%	5%	
11	83	-3%	11%	
12	85	5%	5%	
13	89	6%	-5%	
14	83	5%	-13%	
15	83	0%	-11%	
16	79	-8%	-15%	



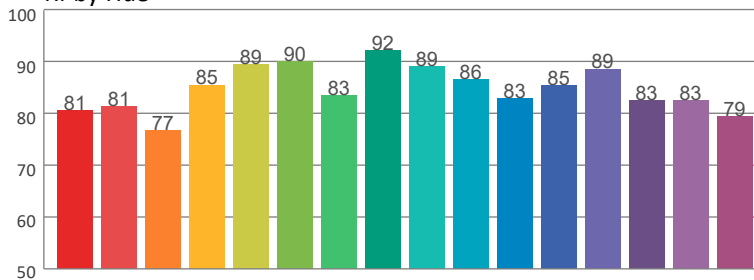
Color Vector Graphic



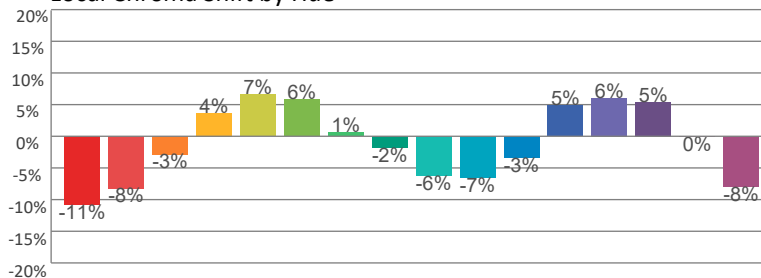
Color Distortion Graphic



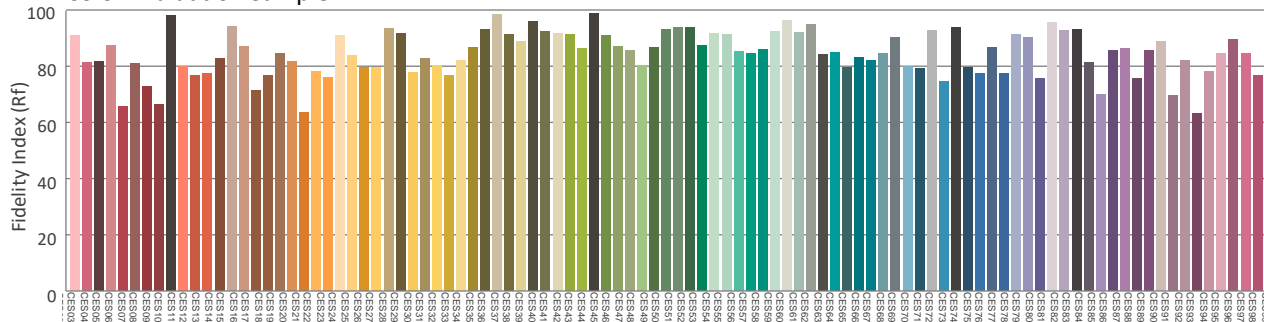
Rf by Hue



Local Chroma Shift by Hue



Color Evaluation Sample



Photometric & Chromaticity Report

WELL Pod 2: Standard Optics - Warm White Only - 5 hours

Report Summary

Measurements

Fixture Output: 857 lm
Fixture Peak: 13637 cd
Fixture Efficacy: n/a lm/W
Intensity @ 5m: 539 lux
Color Temperature: 2985 K
CRI: 82.4 CRI R9 Value: 6.7
CQS: 81.7
TLCI: 65
TM-30 Rf: 84.2
TM-30 Rg: 97.6
Beam Angle (50%): 11.2°
Field Angle (10%): 21.1°
Cutoff Angle (3%): 36.5°

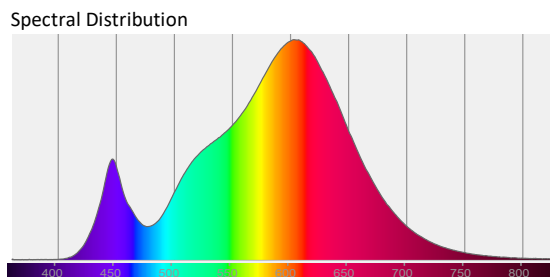
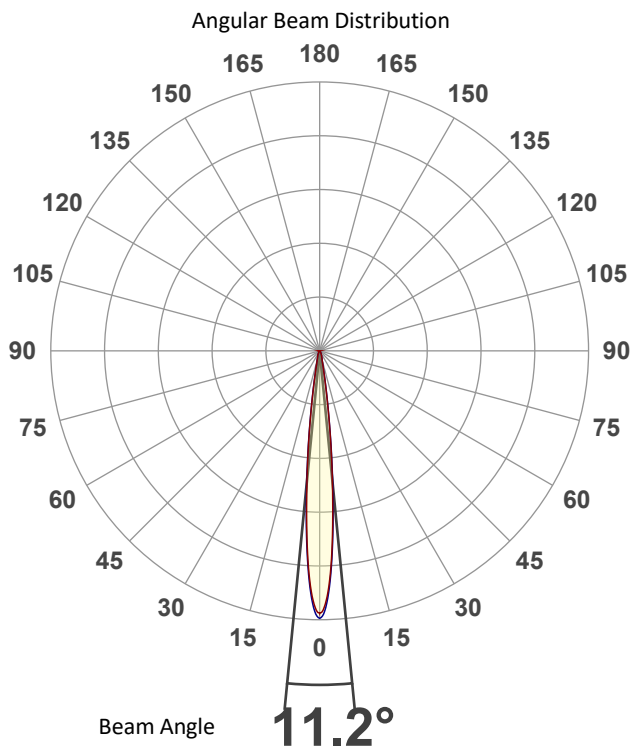


Conditions

AC Supply: 119 V, 60 Hz
Power: 0.0 W
Current: 0.000 A
Power Factor: n/a

This data sheet conforms to American National Standard E1.9 – 2007 (R2017). All data was measured and calculated by a Viso Systems LabSpion Goniometer at the Chauvet PD Optics Laboratory in Davie, FL on 1/7/2025 to LM-63-2002 Standards.

Overall Measurement



Tested Color (CIE 1931):

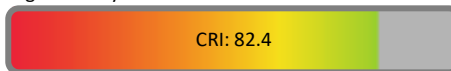
X: 0.439

Y: 0.406



Light Quality

CRI: 82.4



Color Temperature

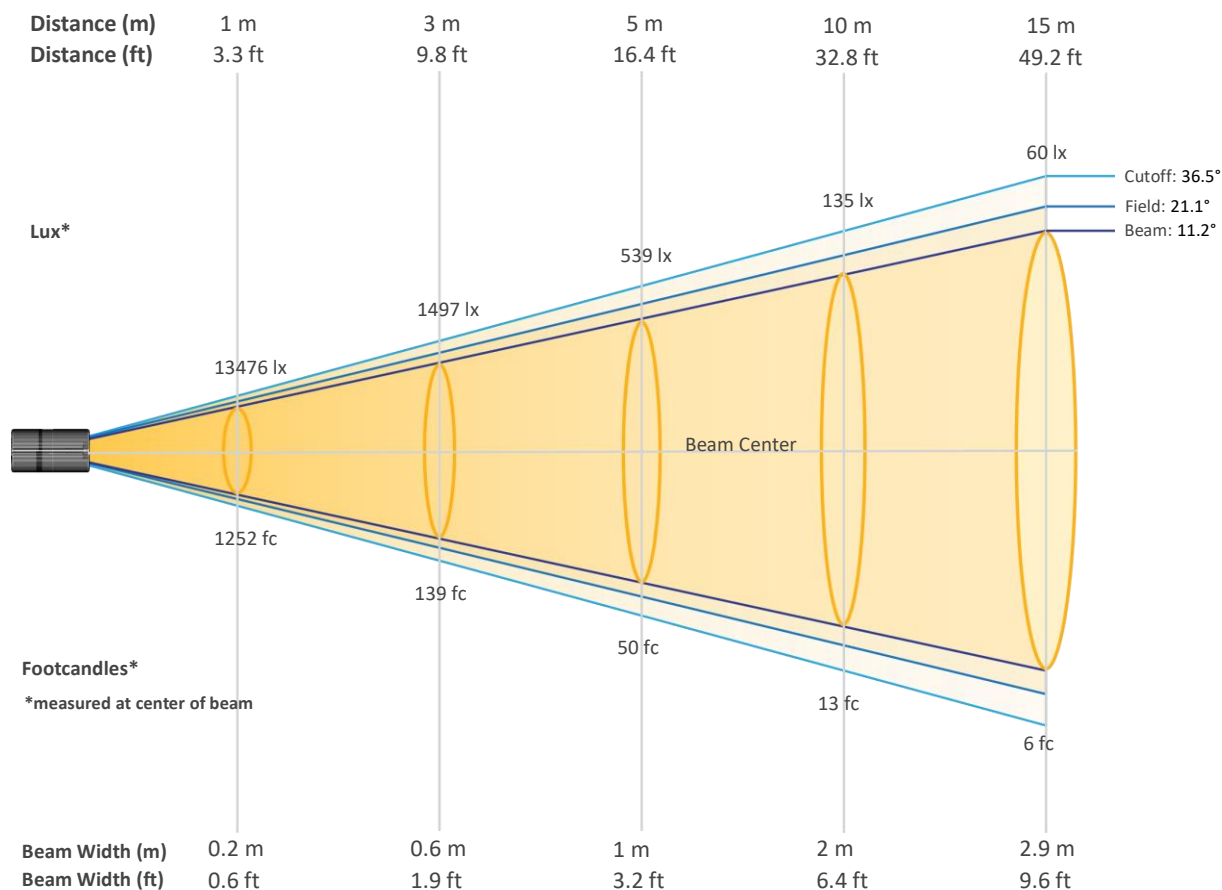
2985 K



Photometric & Chromaticity Report

WELL Pod 2: Standard Optics - Warm White Only - 5 hours

Beam Details

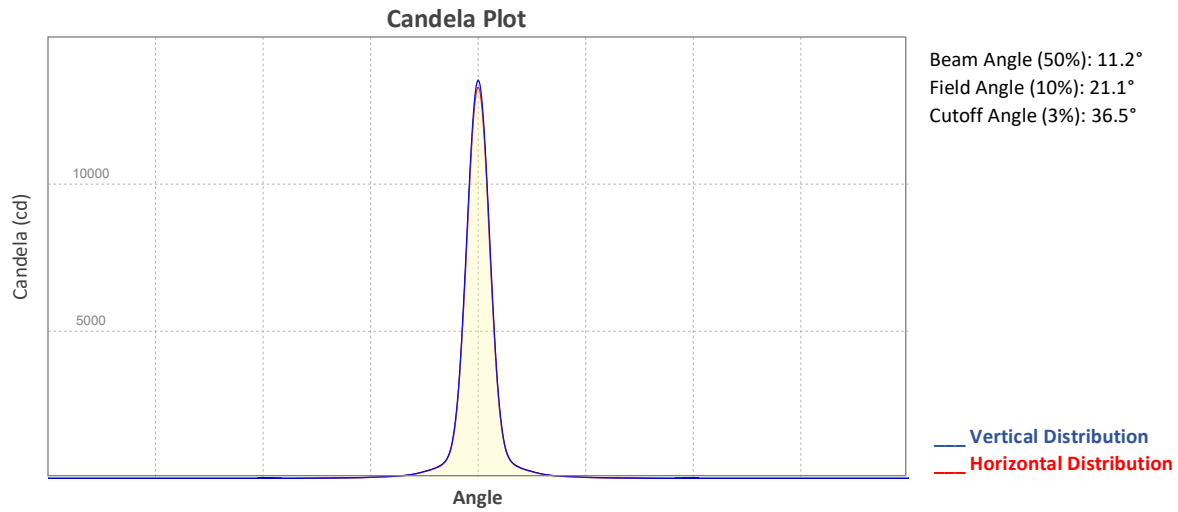


Beam Intensities from 1-20m (3.3-65.6ft)

Distance	1m	2m	3m	4m	5m	6m	7m	8m	9m	10m
Lux	13476	3369	1497	842	539	374	275	211	166	135
Distance	11m	12m	13m	14m	15m	16m	17m	18m	19m	20m
Lux	111	94	80	69	60	53	47	42	37	34
Distance	3.3ft	6.6ft	9.8ft	13.1ft	16.4ft	19.7ft	23ft	26.2ft	29.5ft	32.8ft
FC	1252	313	139	78	50	35	26	20	15	13
Distance	36.1ft	39.4ft	42.7ft	45.9ft	49.2ft	52.5ft	55.8ft	59.1ft	62.3ft	65.6ft
FC	10	9	7	6	6	5	4	4	3	3

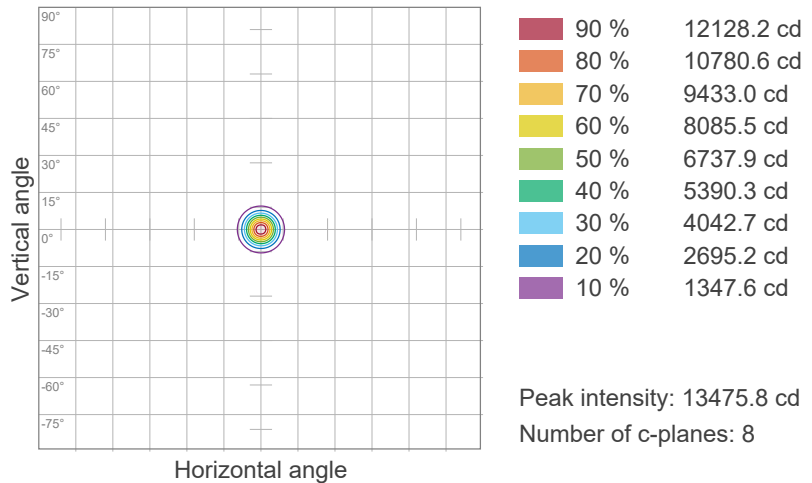
Photometric & Chromaticity Report

WELL Pod 2: Standard Optics - Warm White Only - 5 hours

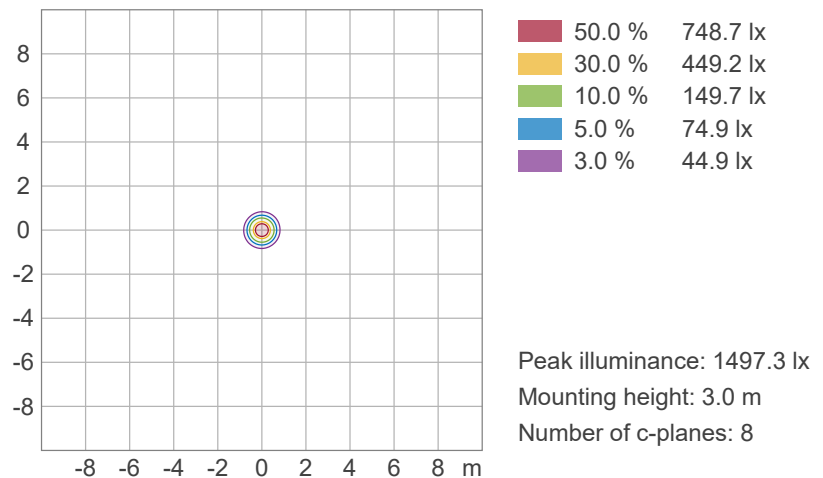


ISO Diagrams

ISO Candela Diagram



ISO Lux Diagram

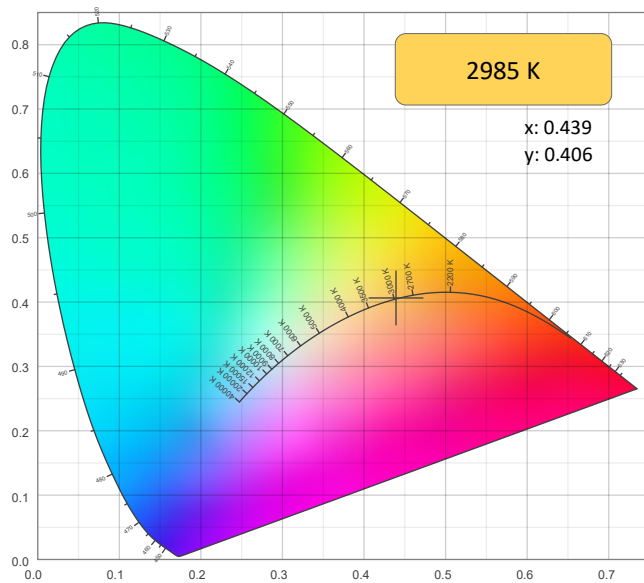


Photometric & Chromaticity Report

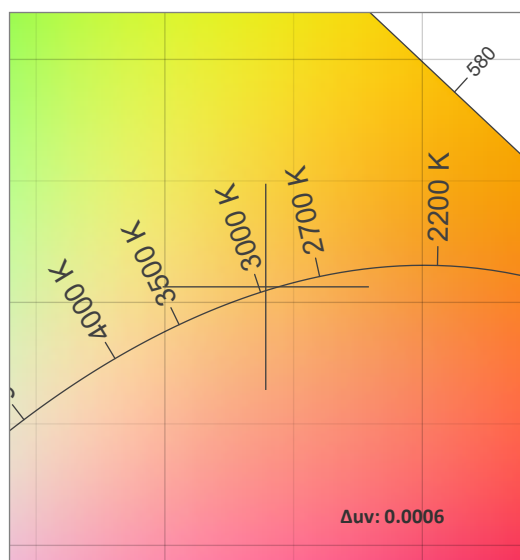
WELL Pod 2: Standard Optics - Warm White Only - 5 hours

Chromaticity

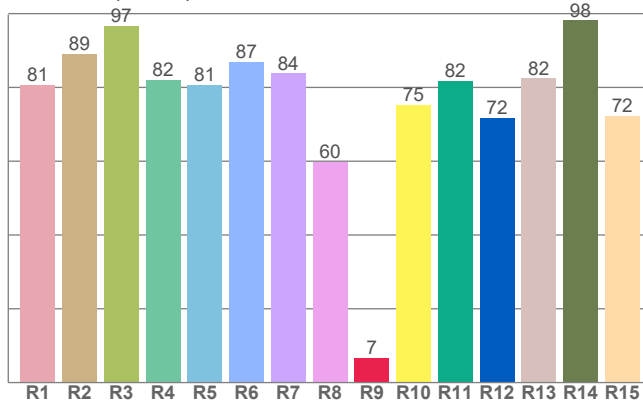
CIE 1931



CIE 1931 - Zoom



CRI: 82.4 (R1-R8)

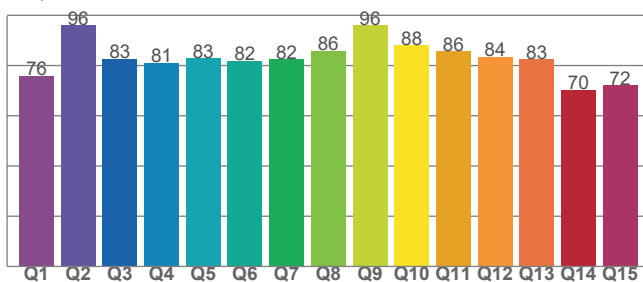


Color Parameters

Color Temperature	Color Coordinate CIE 1931	Color Coordinate CIE 1931
CCT	x	y
2985 K	0.439	0.406

Color Deviation from Black Body Curve	Color Coordinate CIE 1964	Color Coordinate CIE 1964
Δuv	y	u
0.0006	0.406	0.251

CQS: 81.7



Color Rendering Index	Red Component	Color Quality Scale
CRI	CRI - R9	CQS
82.4	6.7	81.7

Television Lighting Consistency Index	Color Fidelity	Color Gamut
TLCI	TM30 - Rf	TM30 Rg
65	84.2	97.6

Photometric & Chromaticity Report

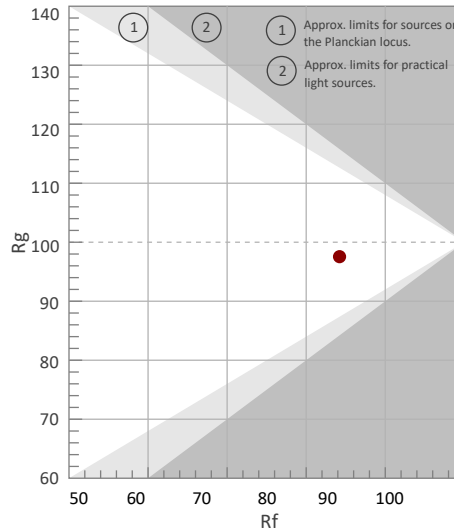
WELL Pod 2: Standard Optics - Warm White Only - 5 hours

TM-30 Details

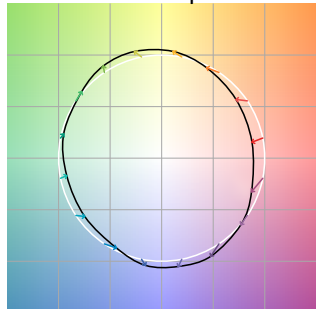
Rf 84.2
Fidelity Index (Rg)

Rg 97.6
Gammut Index (Rg)

Hue Bin	R _f	Graphic shifts (%)	
		Chroma	Hue
1	80	-11%	-2%
2	81	-8%	7%
3	76	-3%	12%
4	85	4%	9%
5	90	7%	6%
6	90	6%	-3%
7	83	0%	-11%
8	92	-2%	-5%
9	89	-6%	-1%
10	86	-7%	6%
11	82	-3%	12%
12	85	5%	5%
13	88	6%	-5%
14	82	6%	-13%
15	82	0%	-11%
16	79	-8%	-15%



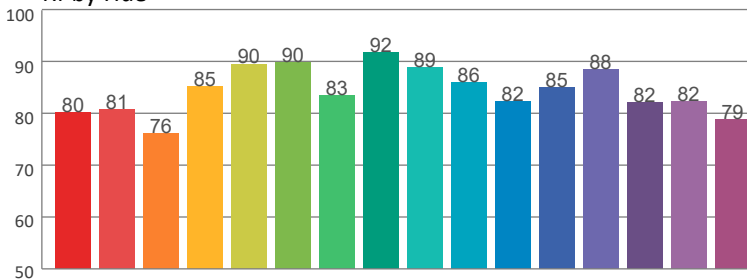
Color Vector Graphic



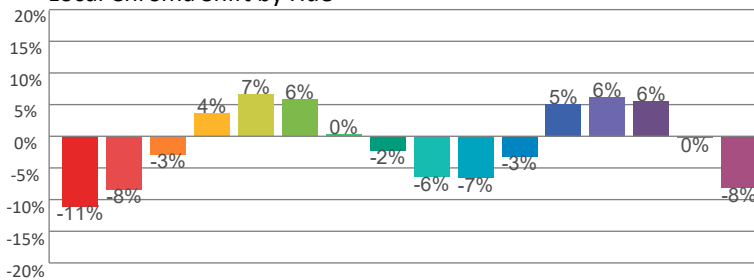
Color Distortion Graphic



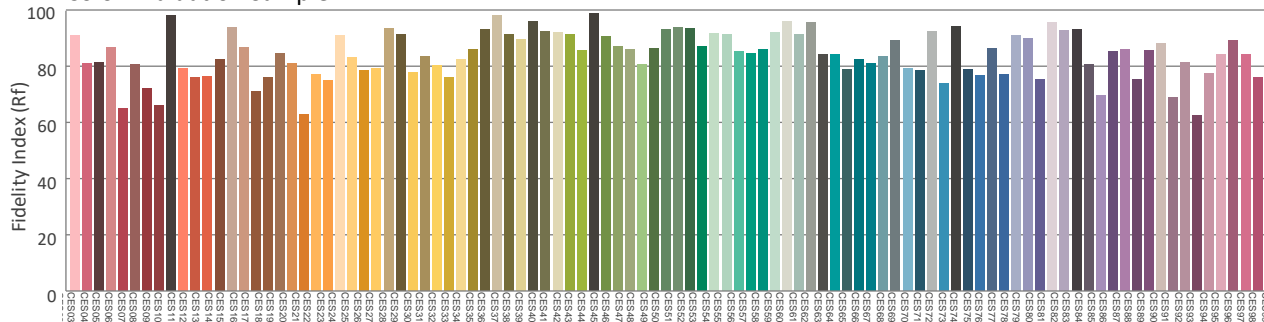
Rf by Hue



Local Chroma Shift by Hue



Color Evaluation Sample



Photometric & Chromaticity Report

WELL Pod 2: Standard Optics - 2800K - AC

Report Summary

Measurements

Fixture Output: 1331 lm
Fixture Peak: 20566 cd
Fixture Efficacy: 33 lm/W
Intensity @ 5m: 822 lux
Color Temperature: 2793 K
CRI: 91.5 CRI R9 Value: 91.7
CQS: 90.7
TLCI: 77
TM-30 Rf: 90.7
TM-30 Rg: 107.9
Beam Angle (50%): 11.4°
Field Angle (10%): 21.4°
Cutoff Angle (3%): 36.7°

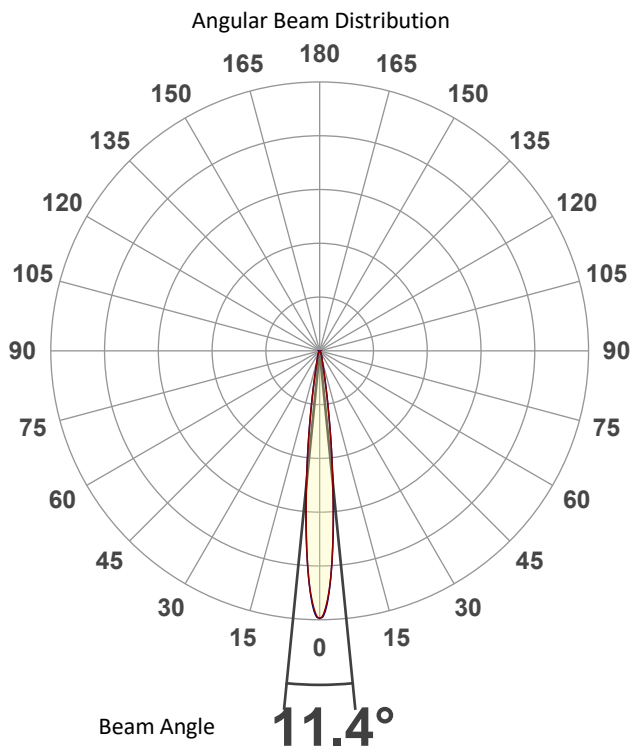


Conditions

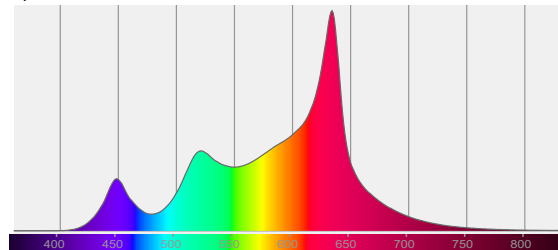
AC Supply: 119 V, 60 Hz
Power: 41.13 W
Current: 0.346 A
Power Factor: 0.99

This data sheet conforms to American National Standard E1.9 – 2007 (R2017). All data was measured and calculated by a Viso Systems LabSpion Goniometer at the Chauvet PD Optics Laboratory in Davie, FL on 1/7/2025 to LM-63-2002 Standards.

Overall Measurement



Spectral Distribution



Tested Color (CIE 1931):

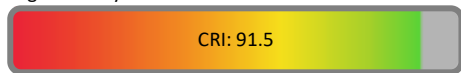
X: 0.448

Y: 0.401



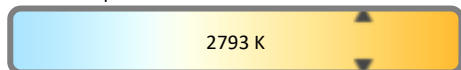
Light Quality

CRI: 91.5



Color Temperature

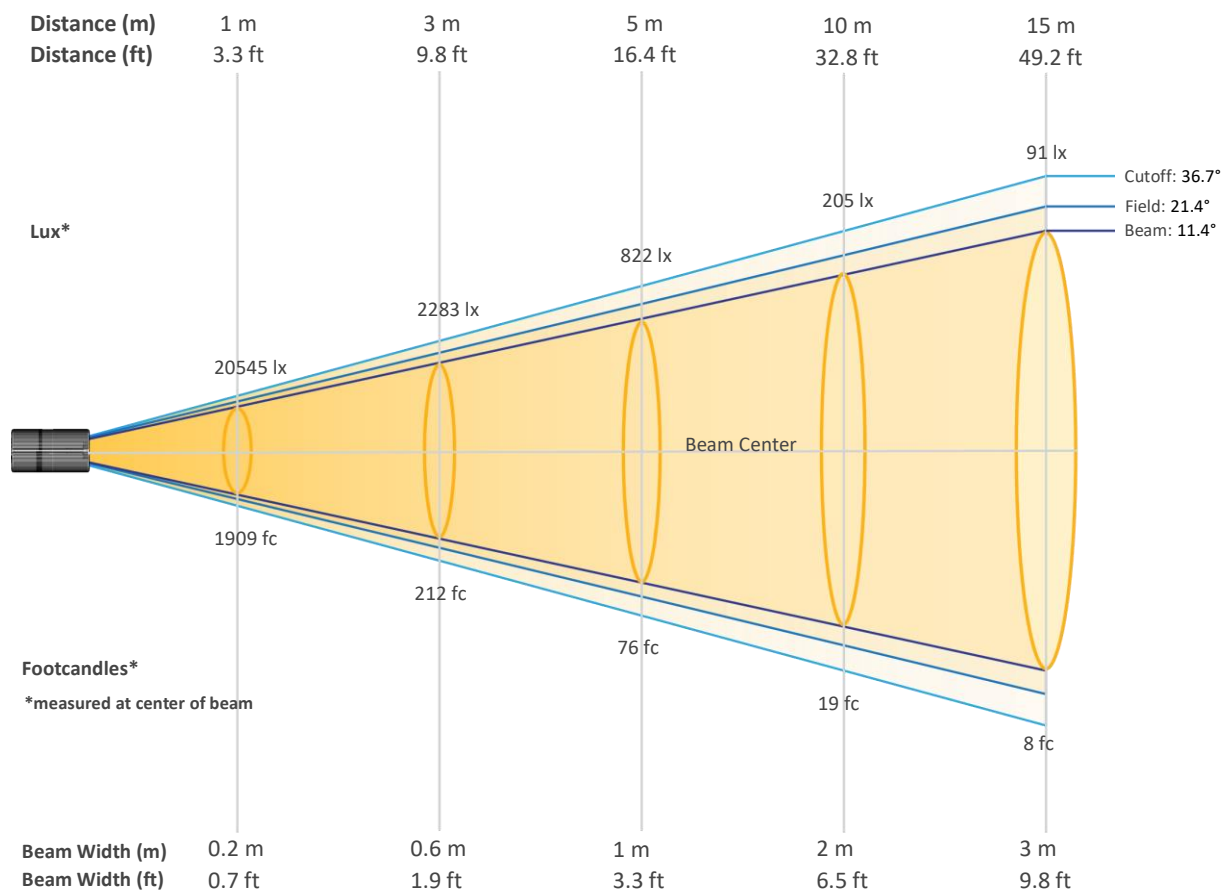
2793 K



Photometric & Chromaticity Report

WELL Pod 2: Standard Optics - 2800K - AC

Beam Details

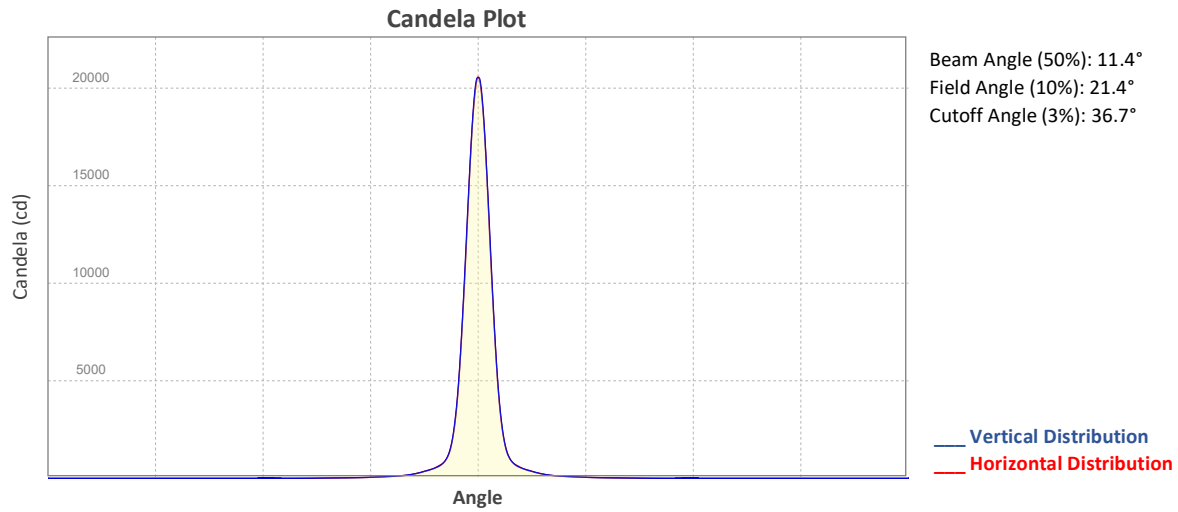


Beam Intensities from 1-20m (3.3-65.6ft)

Distance	1m	2m	3m	4m	5m	6m	7m	8m	9m	10m
Lux	20545	5136	2283	1284	822	571	419	321	254	205
Distance	11m	12m	13m	14m	15m	16m	17m	18m	19m	20m
Lux	170	143	122	105	91	80	71	63	57	51
Distance	3.3ft	6.6ft	9.8ft	13.1ft	16.4ft	19.7ft	23ft	26.2ft	29.5ft	32.8ft
FC	1909	477	212	119	76	53	39	30	24	19
Distance	36.1ft	39.4ft	42.7ft	45.9ft	49.2ft	52.5ft	55.8ft	59.1ft	62.3ft	65.6ft
FC	16	13	11	10	8	7	7	6	5	5

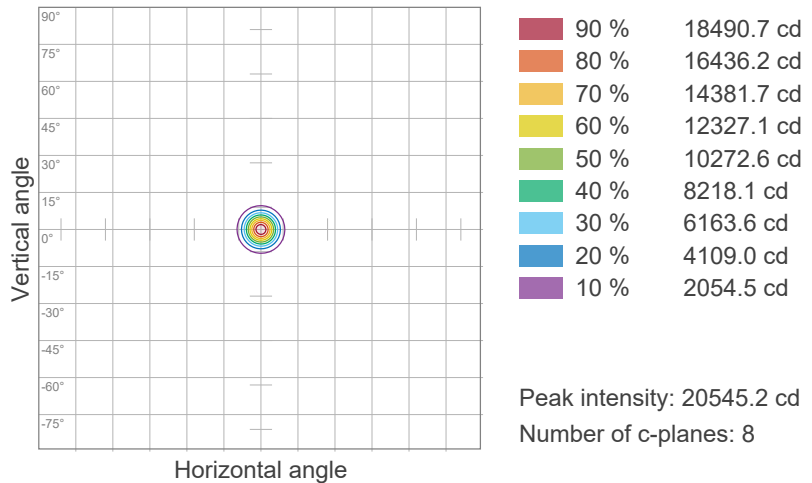
Photometric & Chromaticity Report

WELL Pod 2: Standard Optics - 2800K - AC

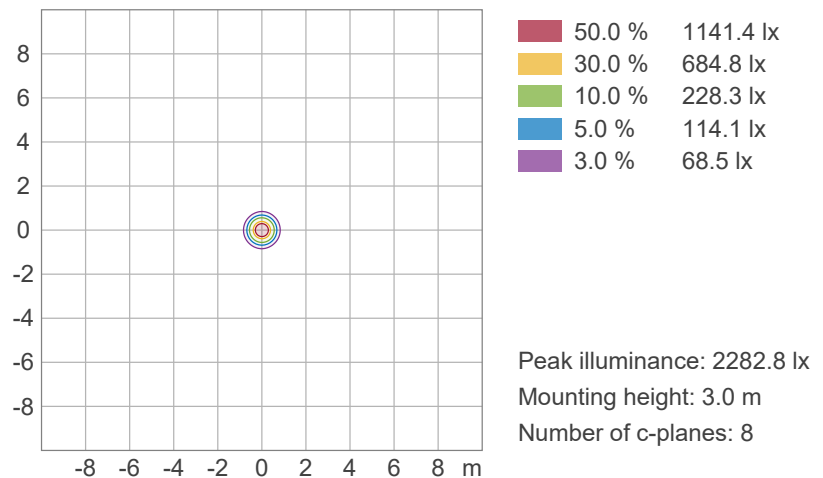


ISO Diagrams

ISO Candela Diagram



ISO Lux Diagram

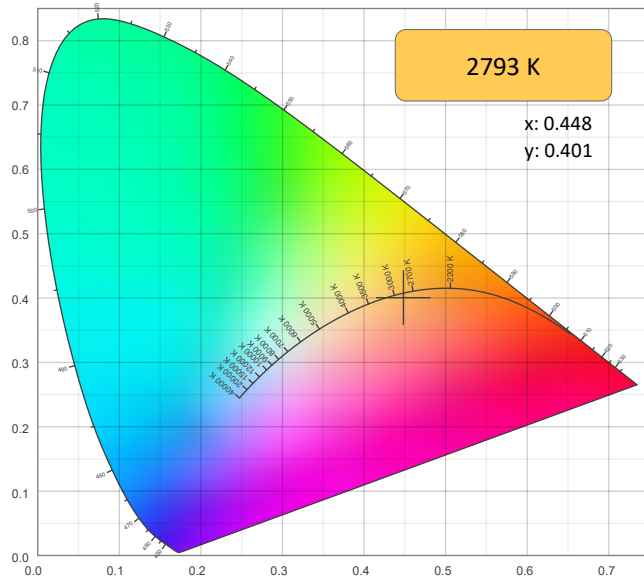


Photometric & Chromaticity Report

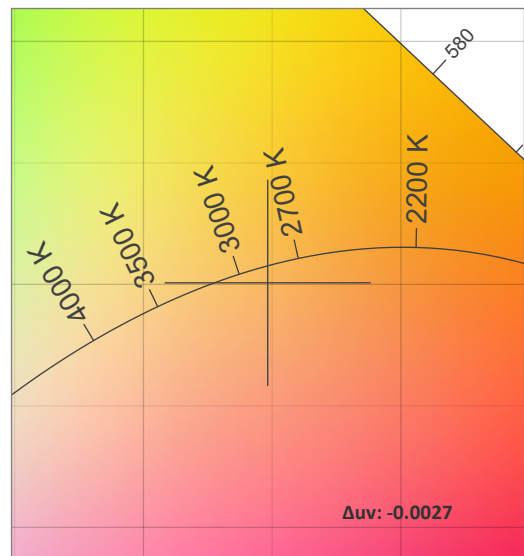
WELL Pod 2: Standard Optics - 2800K - AC

Chromaticity

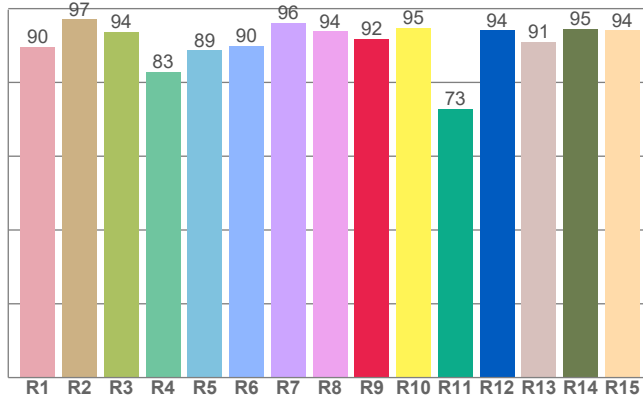
CIE 1931



CIE 1931 - Zoom



CRI: 91.5 (R1-R8)

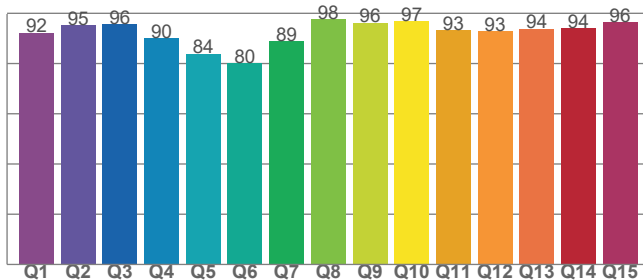


Color Parameters

Color Temperature	Color Coordinate CIE 1931	Color Coordinate CIE 1931
CCT	x	y
2793 K	0.448	0.401

Color Deviation from Black Body Curve	Color Coordinate CIE 1964	Color Coordinate CIE 1964
Δuv	y	u
-0.0027	0.401	0.259

CQS: 90.7



Color Rendering Index	Red Component	Color Quality Scale
CRI	CRI - R9	CQS
91.5	91.7	90.7

Television Lighting Consistency Index	Color Fidelity	Color Gamut
TLCI	TM30 - Rf	TM30 Rg
77	90.7	107.9

Photometric & Chromaticity Report

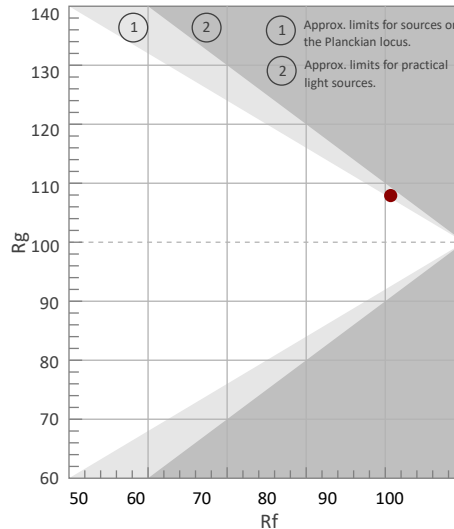
WELL Pod 2: Standard Optics - 2800K - AC

TM-30 Details

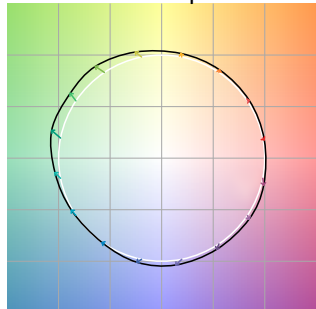
Rf 90.7
Fidelity Index
(Rg)

Rg 107.9
Gammut Index (Rg)

Graphic shifts (%)			
Hue Bin	R _f	Chroma	Hue
1	93	1%	-2%
2	94	2%	-1%
3	92	2%	1%
4	93	3%	1%
5	91	6%	5%
6	85	10%	4%
7	86	9%	-3%
8	83	10%	-6%
9	88	4%	-6%
10	90	1%	-7%
11	95	0%	-3%
12	90	4%	-4%
13	90	4%	-7%
14	91	3%	-5%
15	92	3%	-2%
16	91	2%	-6%



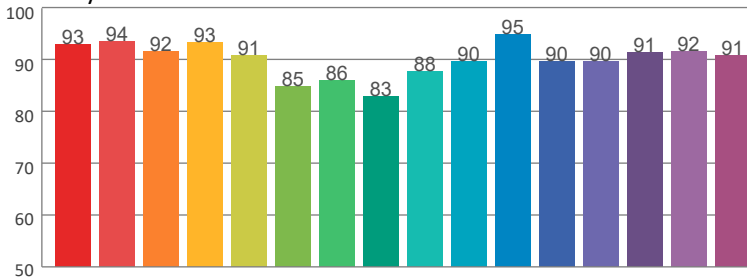
Color Vector Graphic



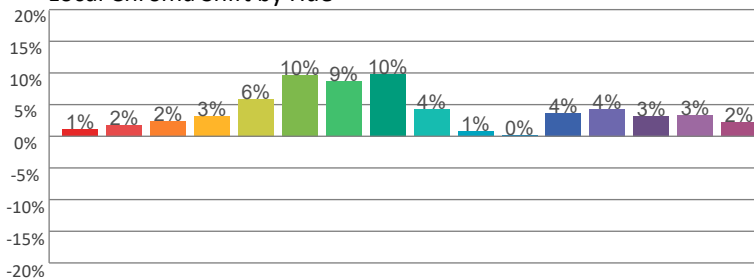
Color Distortion Graphic



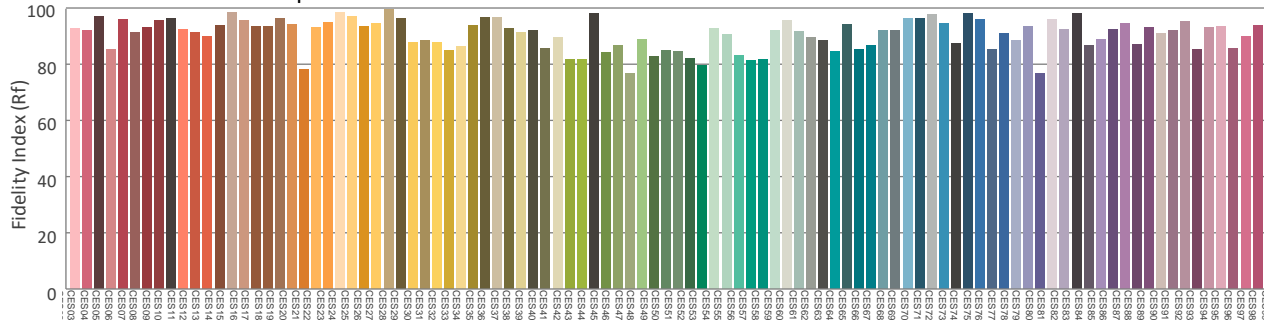
Rf by Hue



Local Chroma Shift by Hue



Color Evaluation Sample



Photometric & Chromaticity Report

WELL Pod 2: Standard Optics - 2800K - 5 hours

Report Summary

Measurements

Fixture Output: 831 lm
Fixture Peak: 13004 cd
Fixture Efficacy: n/a lm/W
Intensity @ 5m: 514 lux
Color Temperature: 2753 K
CRI: 90.8 CRI R9 Value: 92.6
CQS: 89.8
TLCI: 74
TM-30 Rf: 89.9
TM-30 Rg: 108.2
Beam Angle (50%): 11.4°
Field Angle (10%): 21.4°
Cutoff Angle (3%): 36.7°

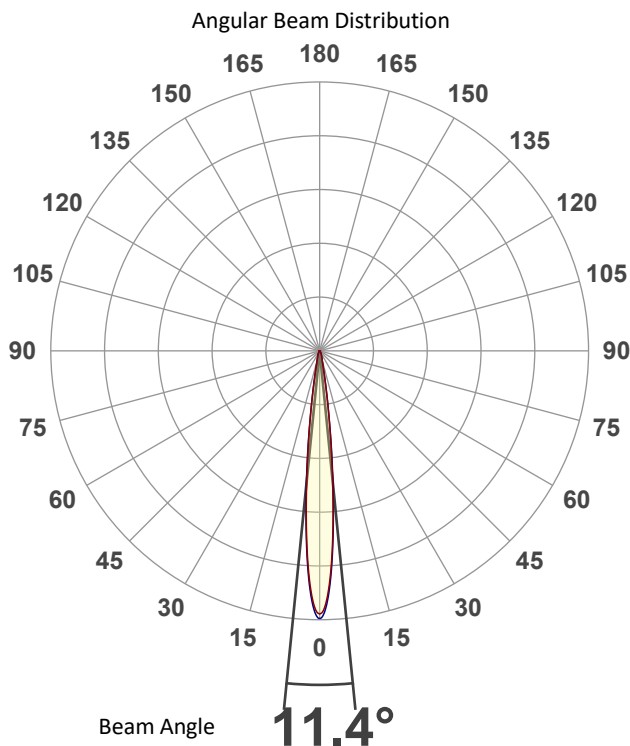


Conditions

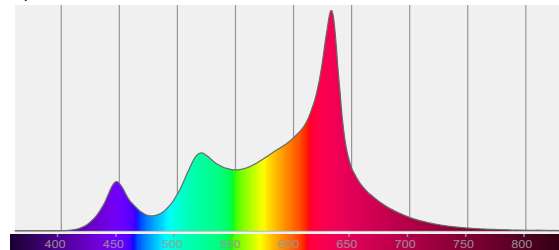
AC Supply: 119 V, 60 Hz
Power: 0.0 W
Current: 0.000 A
Power Factor: n/a

This data sheet conforms to American National Standard E1.9 – 2007 (R2017). All data was measured and calculated by a Viso Systems LabSpion Goniometer at the Chauvet PD Optics Laboratory in Davie, FL on 1/7/2025 to LM-63-2002 Standards.

Overall Measurement



Spectral Distribution



Tested Color (CIE 1931):

X: 0.452

Y: 0.402



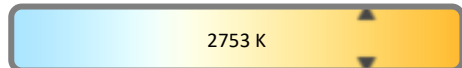
Light Quality

CRI: 90.8



Color Temperature

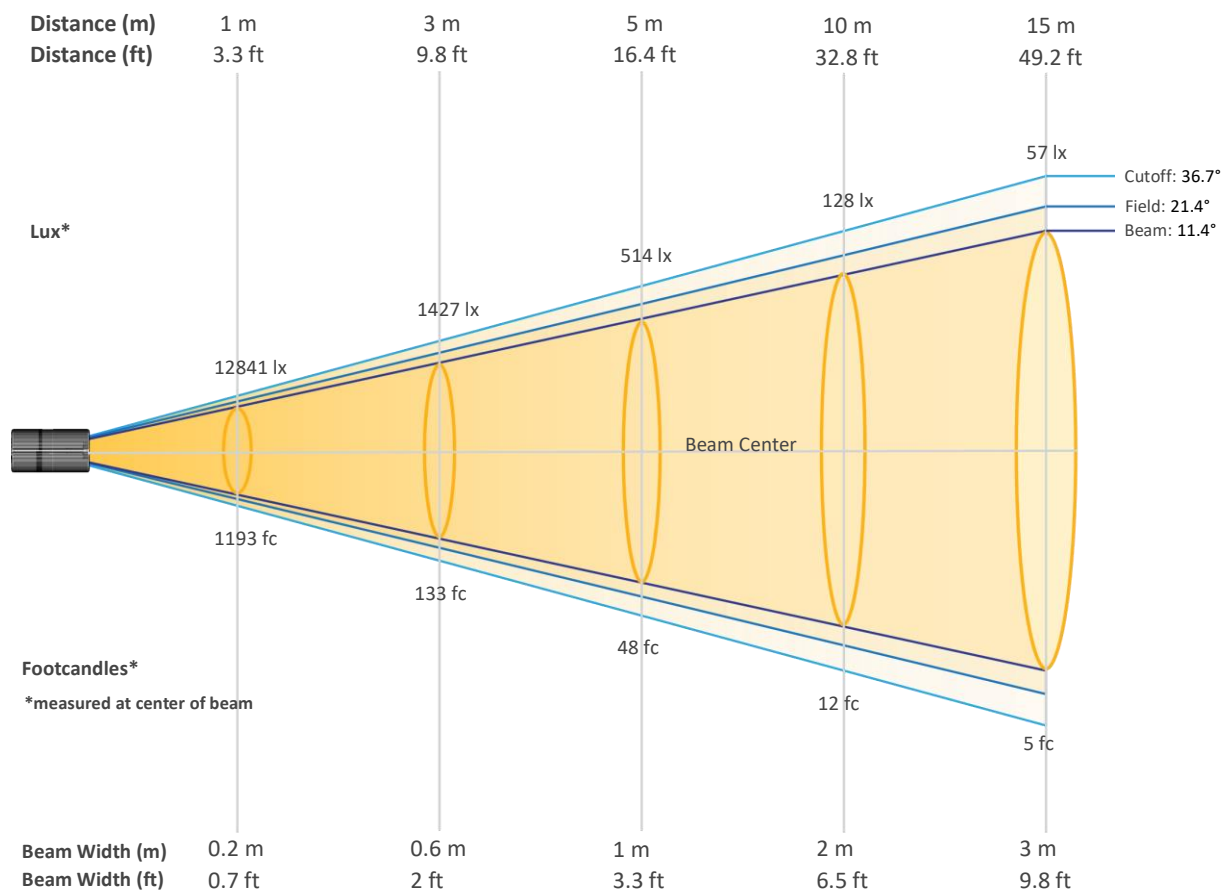
2753 K



Photometric & Chromaticity Report

WELL Pod 2: Standard Optics - 2800K - 5 hours

Beam Details

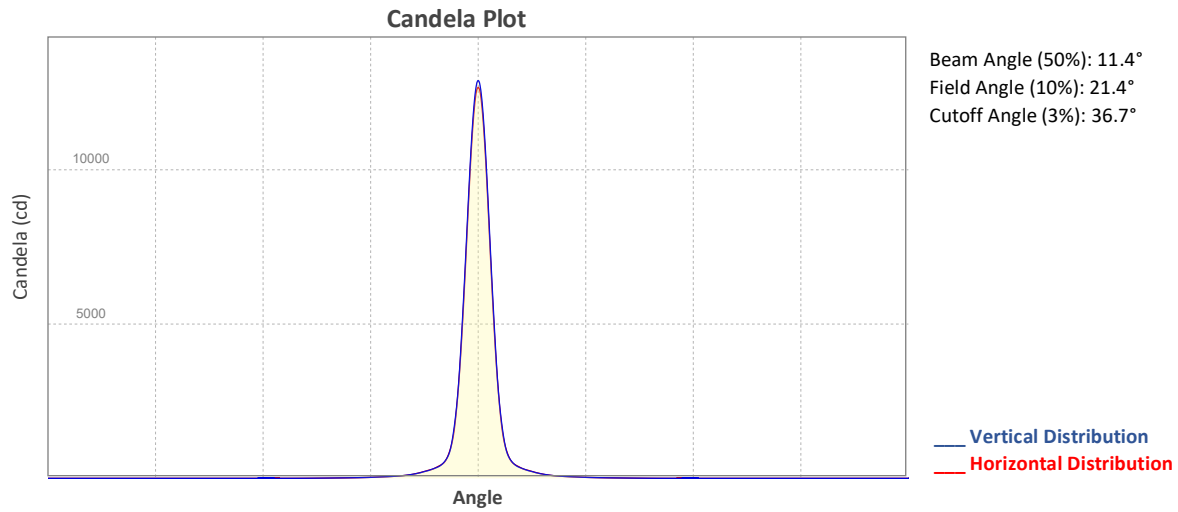


Beam Intensities from 1-20m (3.3-65.6ft)

Distance	1m	2m	3m	4m	5m	6m	7m	8m	9m	10m
Lux	12841	3210	1427	803	514	357	262	201	159	128
Distance	11m	12m	13m	14m	15m	16m	17m	18m	19m	20m
Lux	106	89	76	66	57	50	44	40	36	32
Distance	3.3ft	6.6ft	9.8ft	13.1ft	16.4ft	19.7ft	23ft	26.2ft	29.5ft	32.8ft
FC	1193	298	133	75	48	33	24	19	15	12
Distance	36.1ft	39.4ft	42.7ft	45.9ft	49.2ft	52.5ft	55.8ft	59.1ft	62.3ft	65.6ft
FC	10	8	7	6	5	5	4	4	3	3

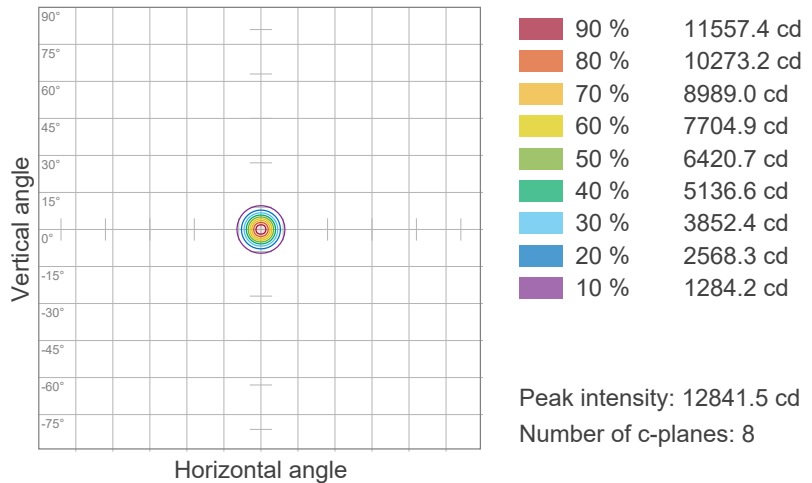
Photometric & Chromaticity Report

WELL Pod 2: Standard Optics - 2800K - 5 hours

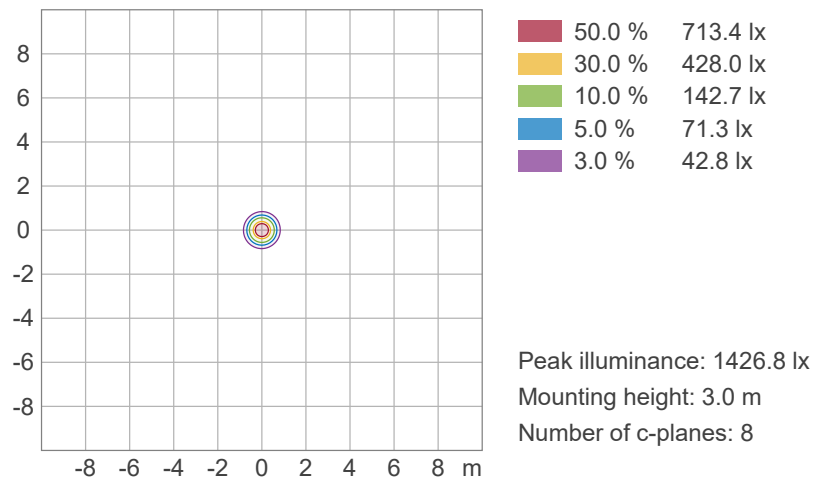


ISO Diagrams

ISO Candela Diagram



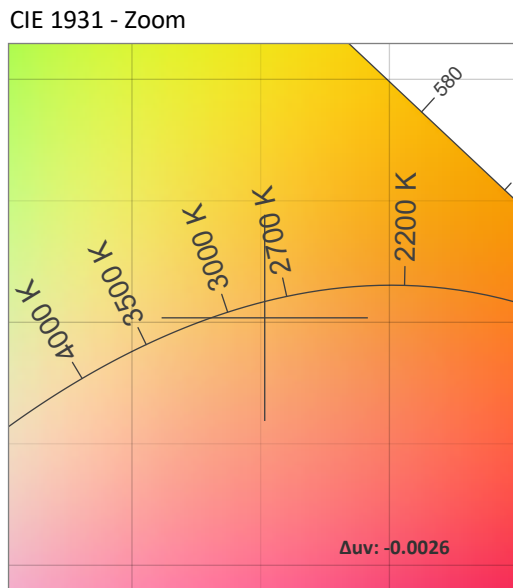
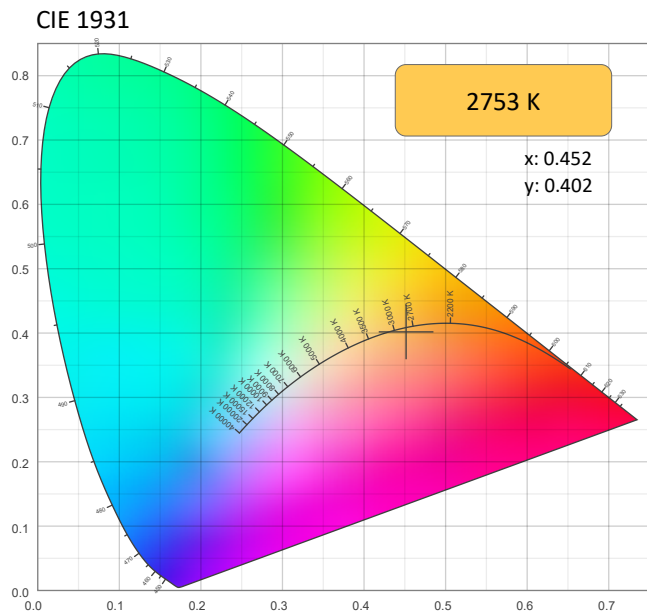
ISO Lux Diagram



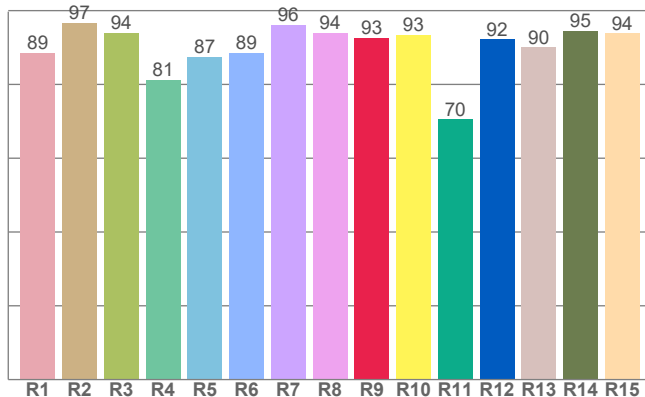
Photometric & Chromaticity Report

WELL Pod 2: Standard Optics - 2800K - 5 hours

Chromaticity



CRI: 90.8 (R1-R8)

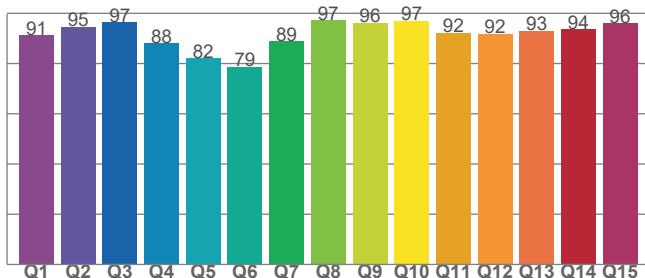


Color Parameters

Color Temperature	Color Coordinate CIE 1931	Color Coordinate CIE 1931
CCT	x	y
2753 K	0.452	0.402

Color Deviation from Black Body Curve	Color Coordinate CIE 1964	Color Coordinate CIE 1964
Δuv	y	u
-0.0026	0.402	0.261

CQS: 89.8



Color Rendering Index	Red Component	Color Quality Scale
CRI	CRI - R9	CQS
90.8	92.6	89.8

Television Lighting Consistency Index	Color Fidelity	Color Gamut
TLCI	TM30 - Rf	TM30 Rg
74	89.9	108.2

Photometric & Chromaticity Report

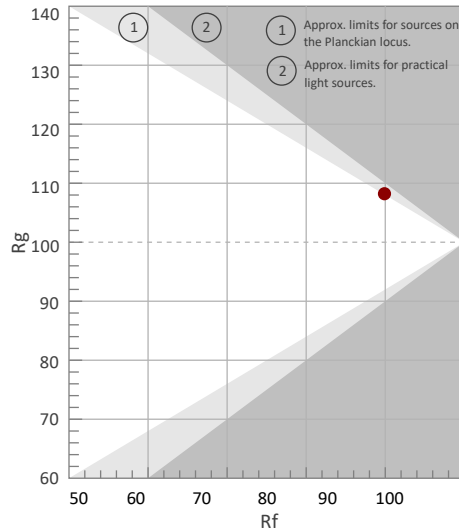
WELL Pod 2: Standard Optics - 2800K - 5 hours

TM-30 Details

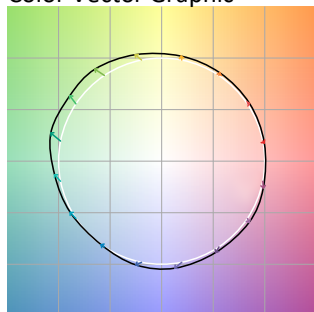
Rf 89.9
Fidelity Index
(Rg)

Rg 108.2
Gammut Index (Rg)


Hue Bin	Graphic shifts (%)		
	R _f	Chroma	Hue
1	92	1%	-2%
2	93	2%	-1%
3	91	3%	1%
4	93	4%	1%
5	90	6%	5%
6	84	10%	4%
7	85	9%	-3%
8	82	11%	-6%
9	86	4%	-7%
10	88	1%	-8%
11	94	0%	-4%
12	89	4%	-5%
13	89	4%	-8%
14	91	3%	-5%
15	91	3%	-2%
16	91	2%	-6%



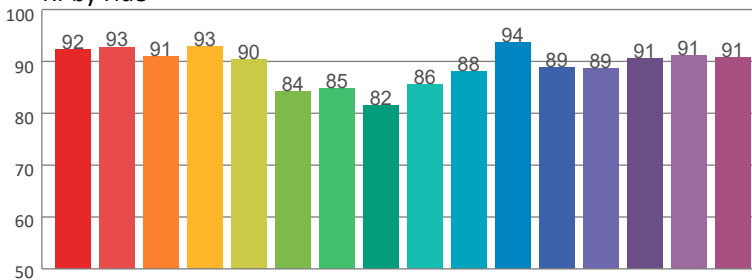
Color Vector Graphic



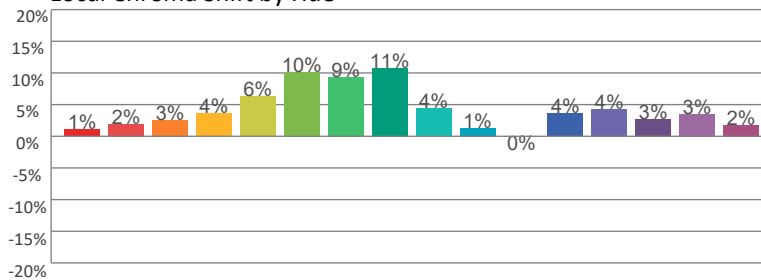
Color Distortion Graphic



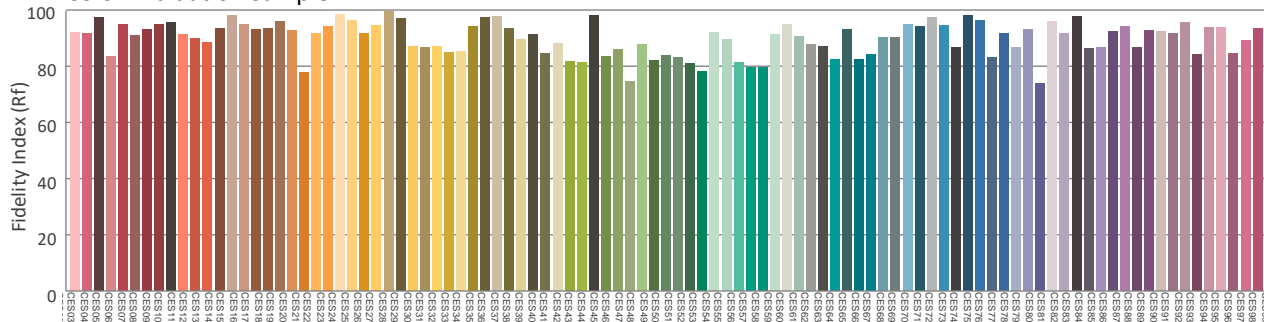
Rf by Hue



Local Chroma Shift by Hue



Color Evaluation Sample



Photometric & Chromaticity Report

WELL Pod 2: Standard Optics - 3200K - AC

Report Summary

Measurements

Fixture Output: 1354 lm
Fixture Peak: 20956 cd
Fixture Efficacy: 33 lm/W
Intensity @ 5m: 837 lux
Color Temperature: 3187 K
CRI: 91.7 CRI R9 Value: 90.0
CQS: 92.1
TLCI: 80
TM-30 Rf: 91.7
TM-30 Rg: 107.6
Beam Angle (50%): 11.3°
Field Angle (10%): 21.3°
Cutoff Angle (3%): 36.5°

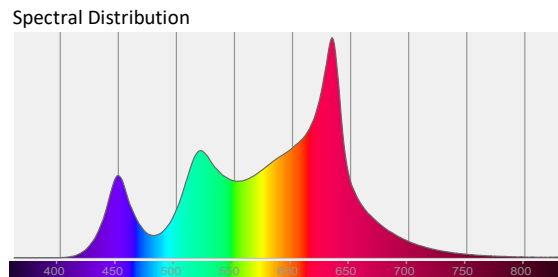
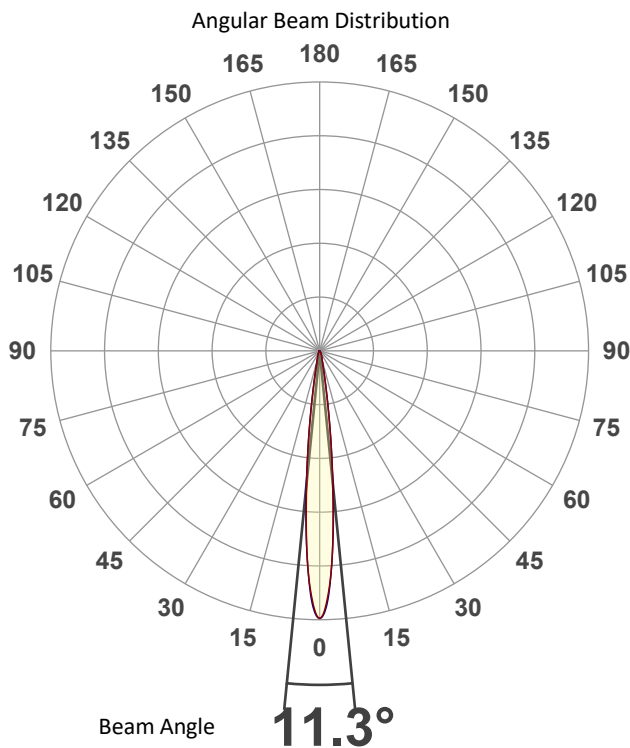


Conditions

AC Supply: 119 V, 60 Hz
Power: 41.54 W
Current: 0.350 A
Power Factor: 0.99

This data sheet conforms to American National Standard E1.9 – 2007 (R2017). All data was measured and calculated by a Viso Systems LabSpion Goniometer at the Chauvet PD Optics Laboratory in Davie, FL on 1/7/2025 to LM-63-2002 Standards.

Overall Measurement



Tested Color (CIE 1931):

X: 0.421

Y: 0.392



Light Quality

CRI: 91.7

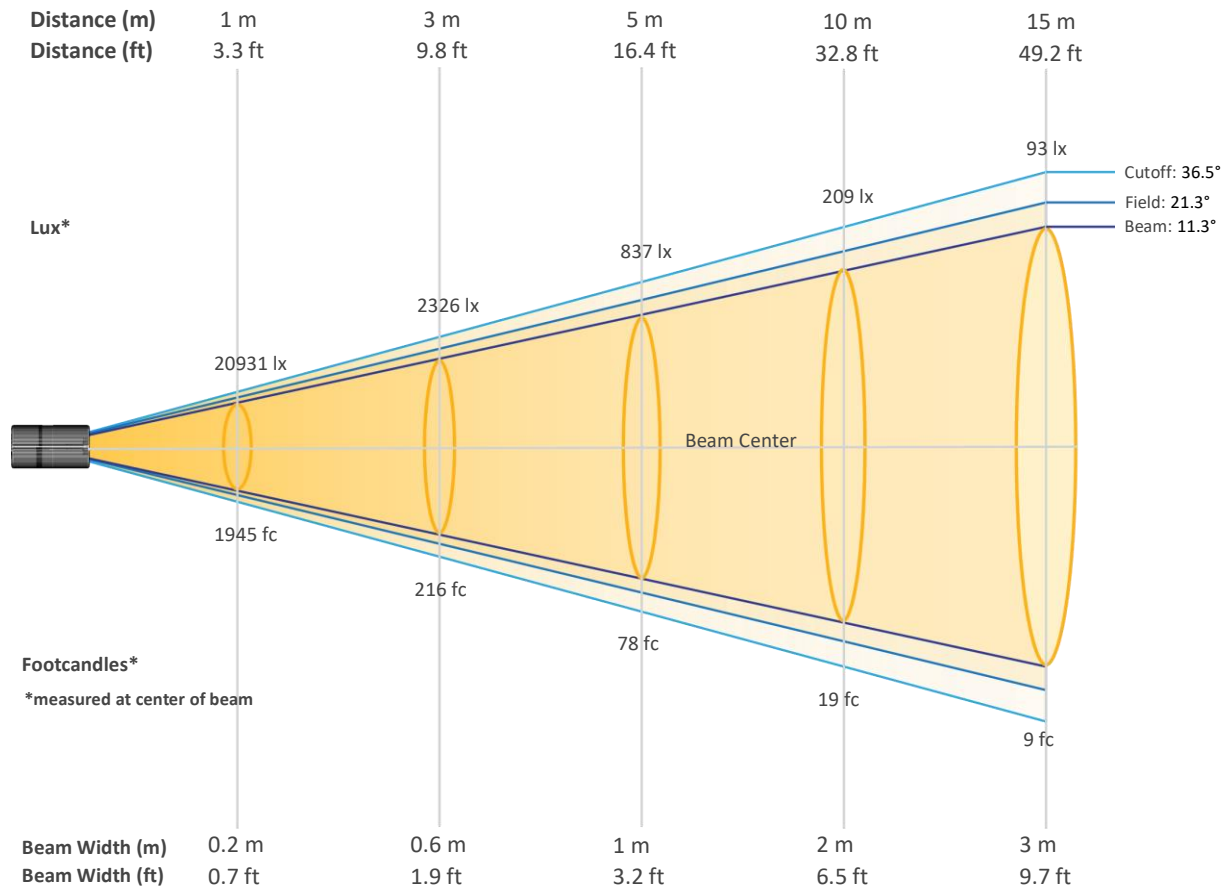
Color Temperature

3187 K

Photometric & Chromaticity Report

WELL Pod 2: Standard Optics - 3200K - AC

Beam Details

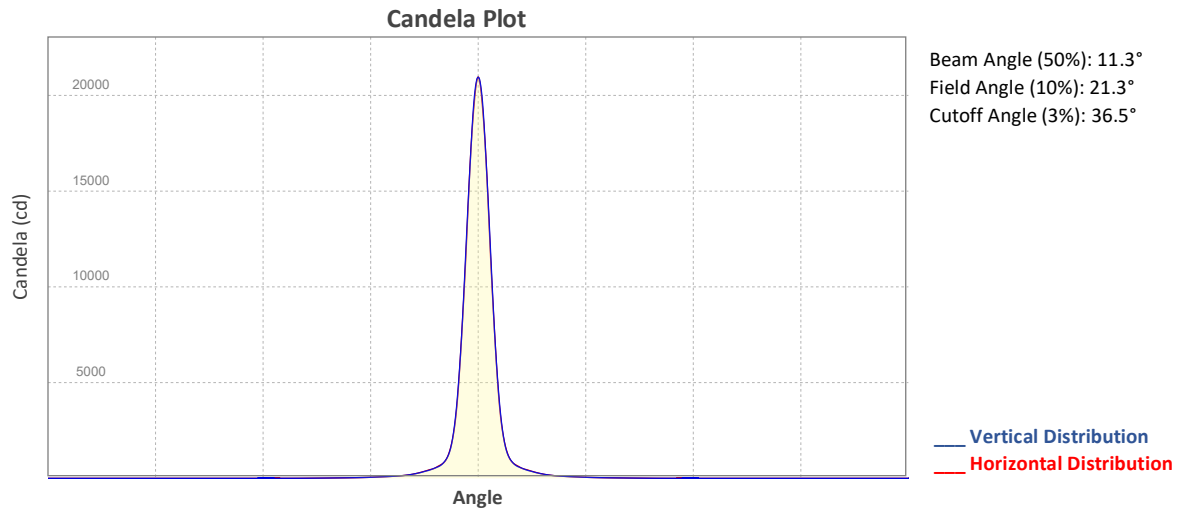


Beam Intensities from 1-20m (3.3-65.6ft)

Distance	1m	2m	3m	4m	5m	6m	7m	8m	9m	10m
Lux	20931	5233	2326	1308	837	581	427	327	258	209
Distance	11m	12m	13m	14m	15m	16m	17m	18m	19m	20m
Lux	173	145	124	107	93	82	72	65	58	52
Distance	3.3ft	6.6ft	9.8ft	13.1ft	16.4ft	19.7ft	23ft	26.2ft	29.5ft	32.8ft
FC	1945	486	216	122	78	54	40	30	24	19
Distance	36.1ft	39.4ft	42.7ft	45.9ft	49.2ft	52.5ft	55.8ft	59.1ft	62.3ft	65.6ft
FC	16	14	12	10	9	8	7	6	5	5

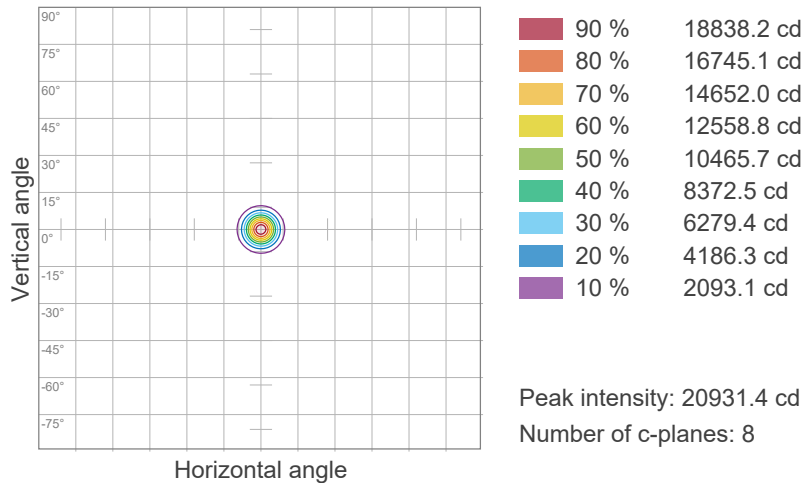
Photometric & Chromaticity Report

WELL Pod 2: Standard Optics - 3200K - AC

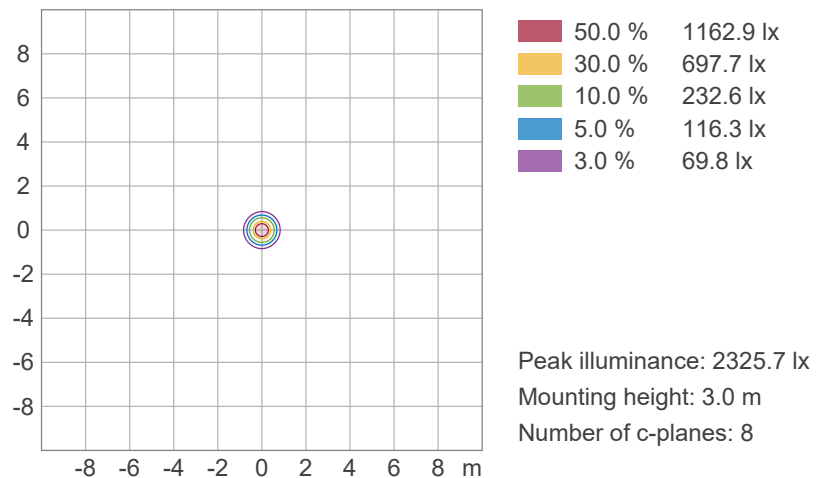


ISO Diagrams

ISO Candela Diagram



ISO Lux Diagram

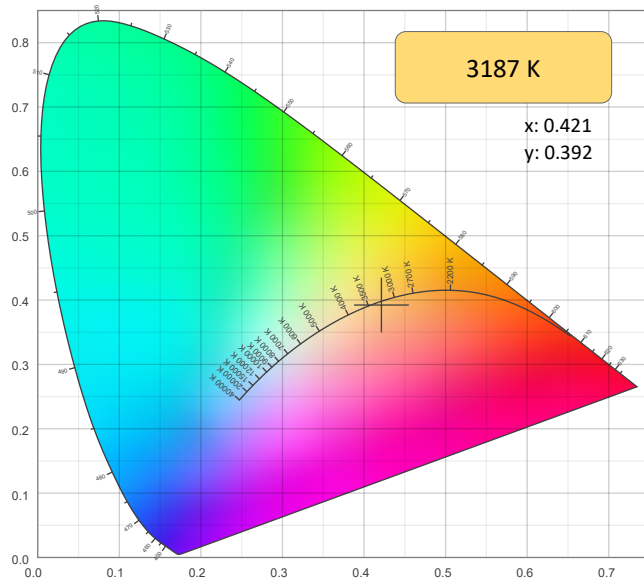


Photometric & Chromaticity Report

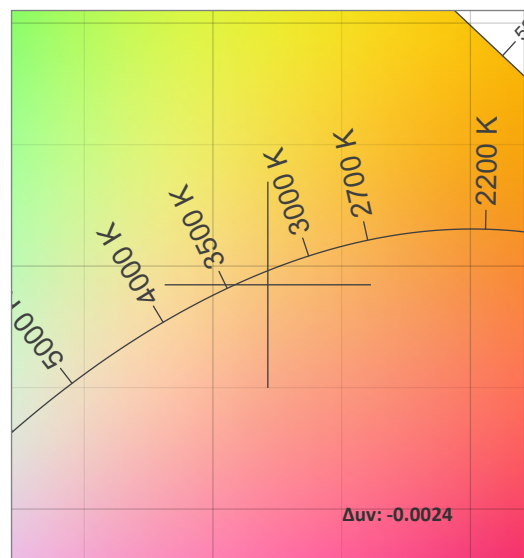
WELL Pod 2: Standard Optics - 3200K - AC

Chromaticity

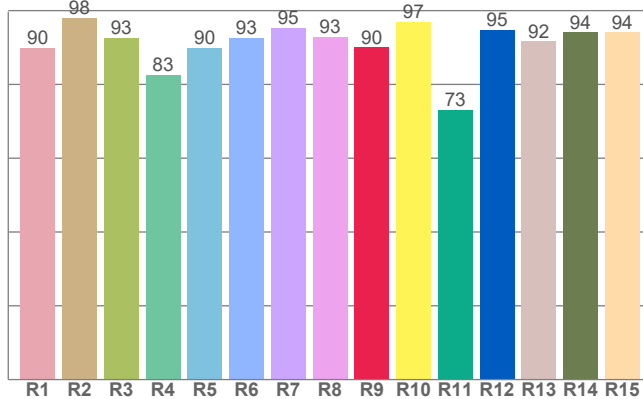
CIE 1931



CIE 1931 - Zoom



CRI: 91.7 (R1-R8)

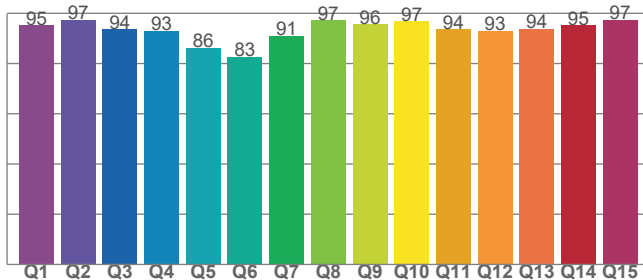


Color Parameters

Color Temperature	Color Coordinate CIE 1931	Color Coordinate CIE 1931
CCT	x	y
3187 K	0.421	0.392

Color Deviation from Black Body Curve	Color Coordinate CIE 1964	Color Coordinate CIE 1964
Δuv	y	u
-0.0024	0.392	0.245

CQS: 92.1



Color Rendering Index	Red Component	Color Quality Scale
CRI	CRI - R9	CQS
91.7	90.0	92.1

Television Lighting Consistency Index	Color Fidelity	Color Gamut
TLCI	TM30 - Rf	TM30 Rg
80	91.7	107.6

Photometric & Chromaticity Report

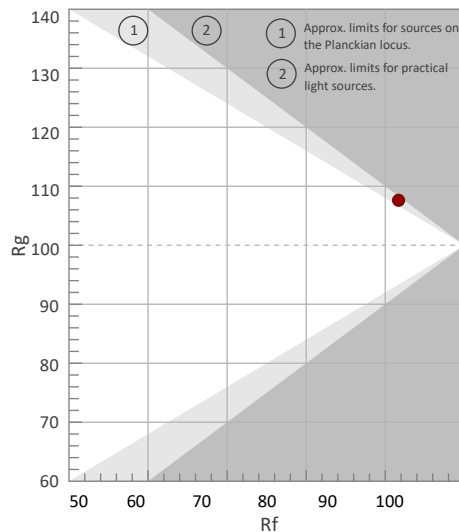
WELL Pod 2: Standard Optics - 3200K - AC

TM-30 Details

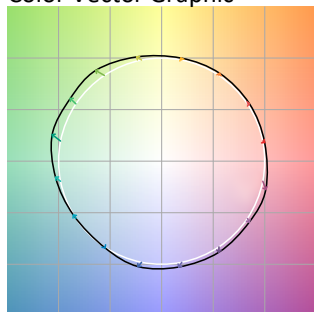
Rf 91.7
Fidelity Index
(Rg)

Rg 107.6
Gammut Index (Rg)

Graphic shifts (%)			
Hue Bin	R _f	Chroma	Hue
1	94	1%	-2%
2	94	2%	-1%
3	92	2%	1%
4	95	2%	1%
5	92	4%	4%
6	86	9%	4%
7	88	7%	-1%
8	84	9%	-5%
9	91	4%	-5%
10	93	0%	-4%
11	94	0%	1%
12	90	5%	-2%
13	92	4%	-4%
14	92	4%	-3%
15	92	4%	-2%
16	89	4%	-7%



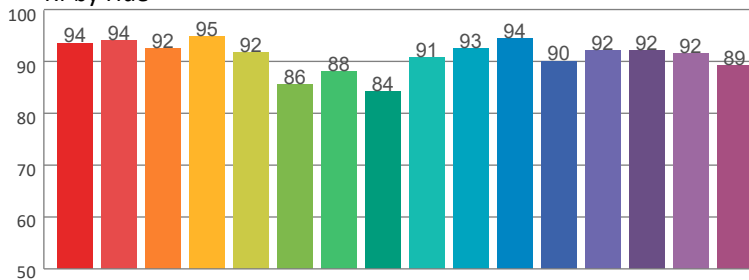
Color Vector Graphic



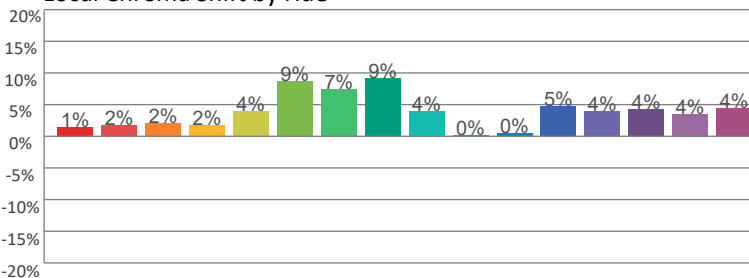
Color Distortion Graphic



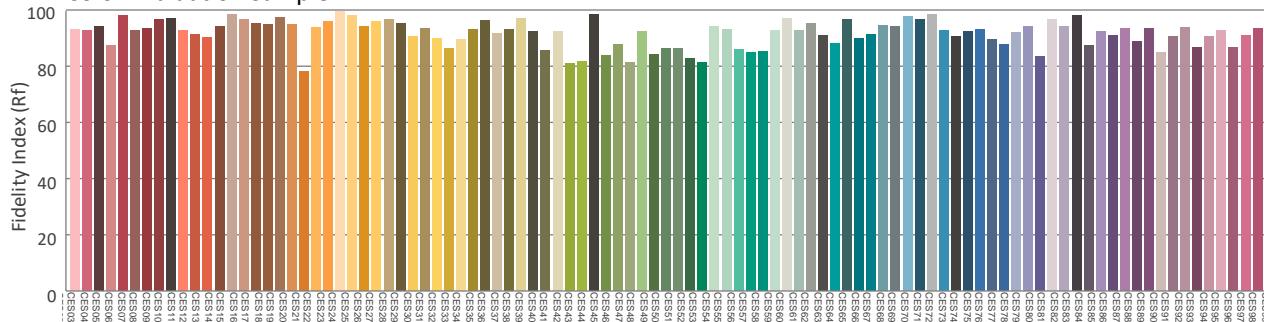
Rf by Hue



Local Chroma Shift by Hue



Color Evaluation Sample



Photometric & Chromaticity Report

WELL Pod 2: Standard Optics - 3200K - 5 hours

Report Summary

Measurements

Fixture Output: 837 lm
Fixture Peak: 13073 cd
Fixture Efficacy: n/a lm/W
Intensity @ 5m: 516 lux
Color Temperature: 3133 K
CRI: 90.8 CRI R9 Value: 89.7
CQS: 91.2
TLCI: 77
TM-30 Rf: 90.9
TM-30 Rg: 108.2
Beam Angle (50%): 11.4°
Field Angle (10%): 21.4°
Cutoff Angle (3%): 36.7°

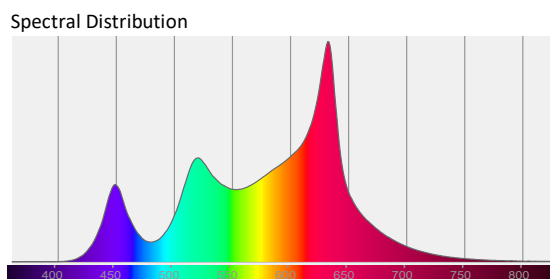
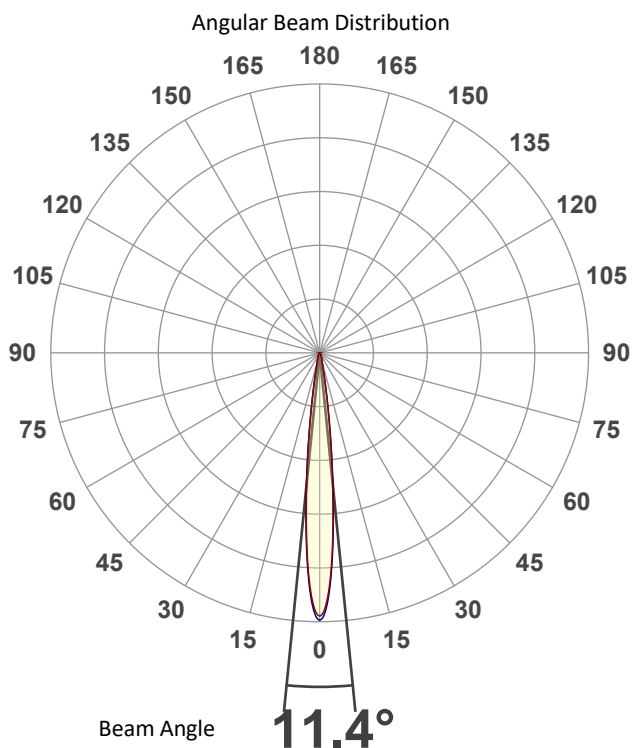


Conditions

AC Supply: 119 V, 60 Hz
Power: 0.0 W
Current: 0.000 A
Power Factor: n/a

This data sheet conforms to American National Standard E1.9 – 2007 (R2017). All data was measured and calculated by a Viso Systems LabSpion Goniometer at the Chauvet PD Optics Laboratory in Davie, FL on 1/7/2025 to LM-63-2002 Standards.

Overall Measurement



Tested Color (CIE 1931):

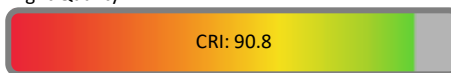
X: 0.425

Y: 0.394



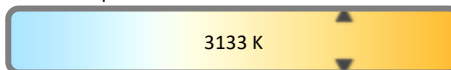
Light Quality

CRI: 90.8



Color Temperature

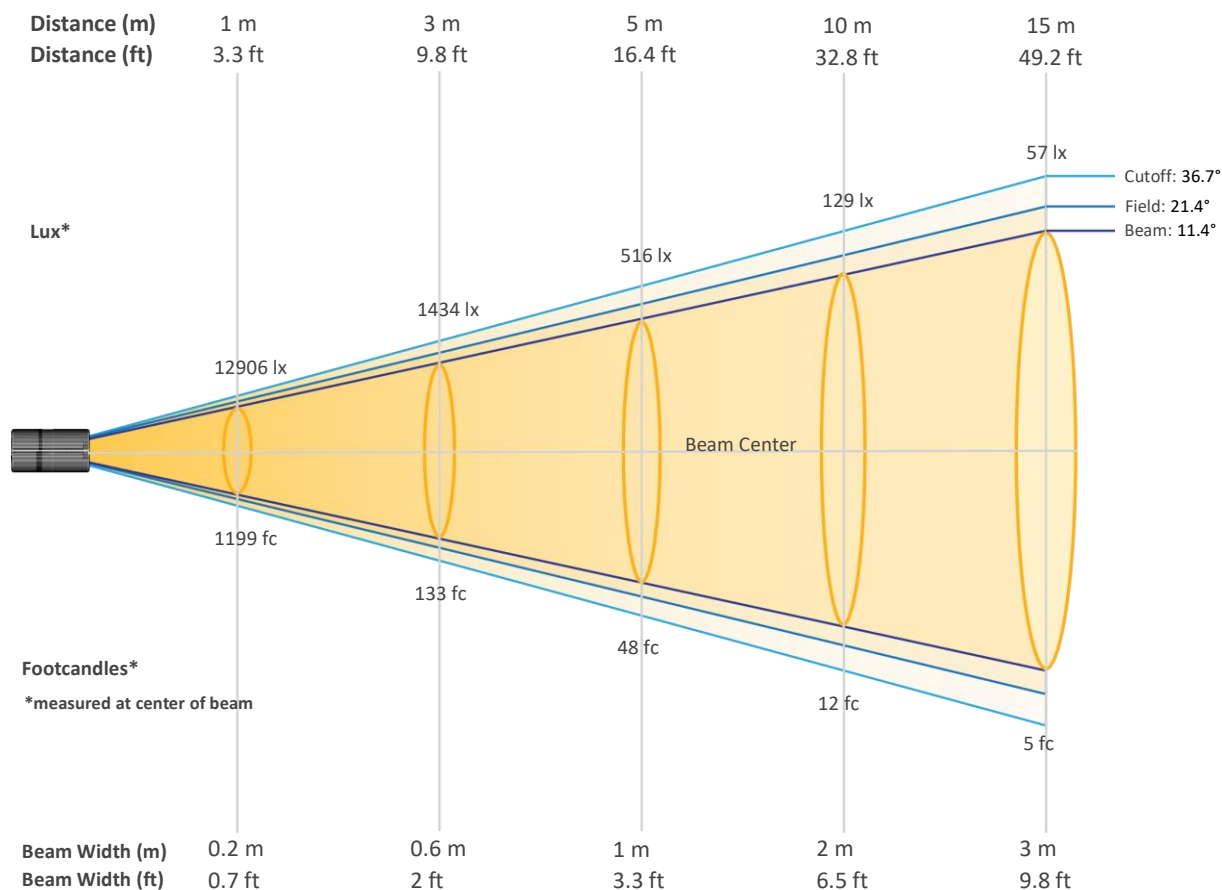
3133 K



Photometric & Chromaticity Report

WELL Pod 2: Standard Optics - 3200K - 5 hours

Beam Details

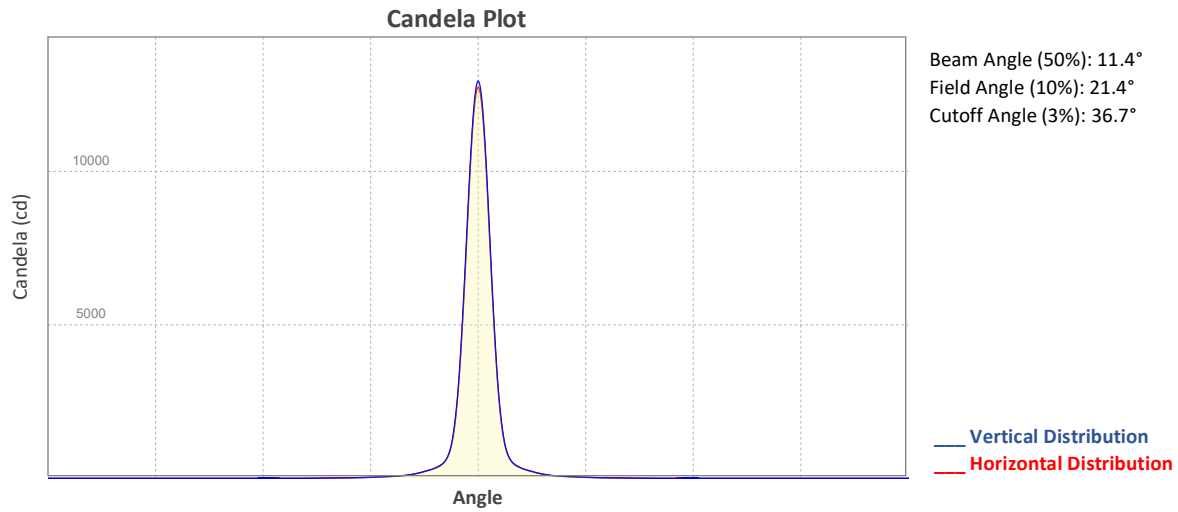


Beam Intensities from 1-20m (3.3-65.6ft)

Distance	1m	2m	3m	4m	5m	6m	7m	8m	9m	10m
Lux	12906	3226	1434	807	516	358	263	202	159	129
Distance	11m	12m	13m	14m	15m	16m	17m	18m	19m	20m
Lux	107	90	76	66	57	50	45	40	36	32
Distance	3.3ft	6.6ft	9.8ft	13.1ft	16.4ft	19.7ft	23ft	26.2ft	29.5ft	32.8ft
FC	1199	300	133	75	48	33	24	19	15	12
Distance	36.1ft	39.4ft	42.7ft	45.9ft	49.2ft	52.5ft	55.8ft	59.1ft	62.3ft	65.6ft
FC	10	8	7	6	5	5	4	4	3	3

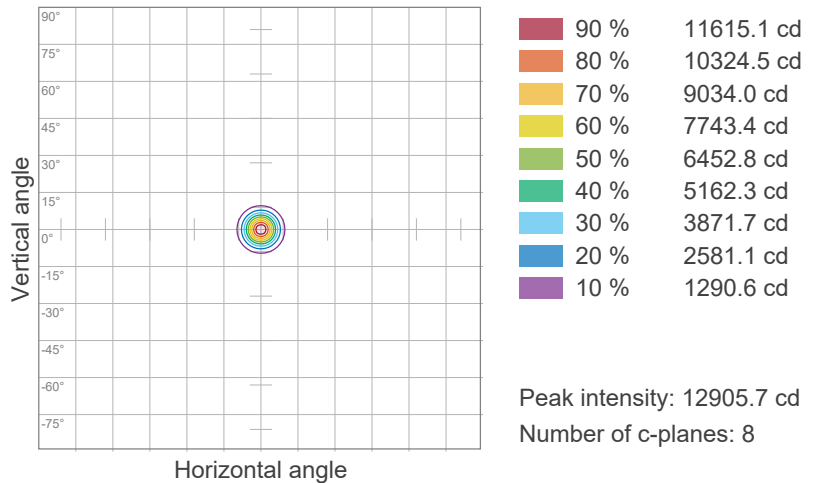
Photometric & Chromaticity Report

WELL Pod 2: Standard Optics - 3200K - 5 hours

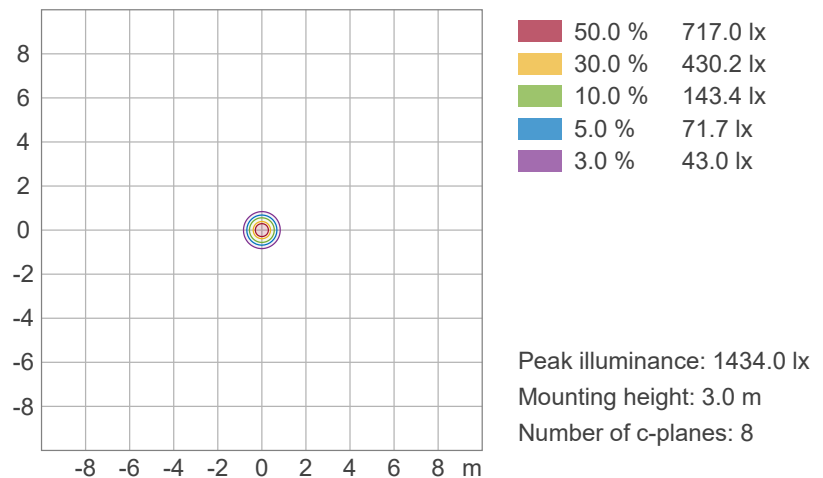


ISO Diagrams

ISO Candela Diagram



ISO Lux Diagram

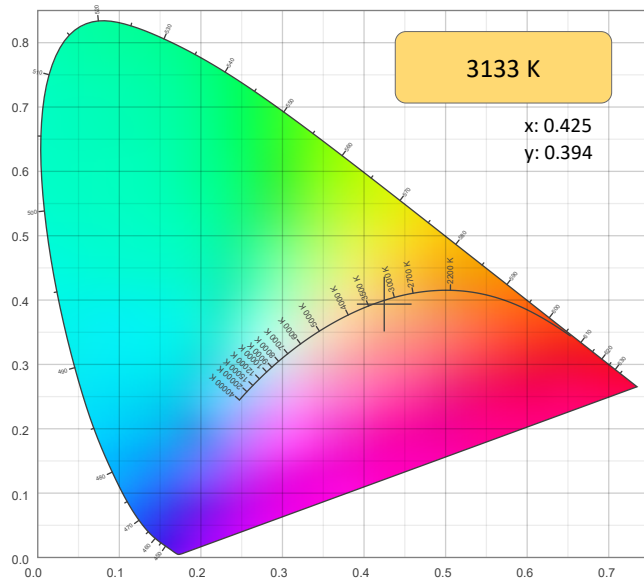


Photometric & Chromaticity Report

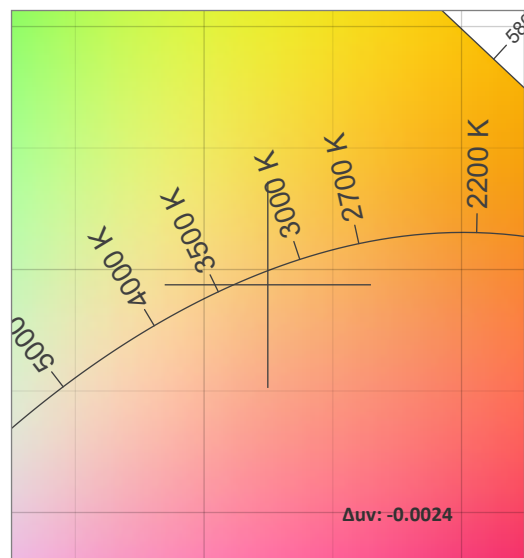
WELL Pod 2: Standard Optics - 3200K - 5 hours

Chromaticity

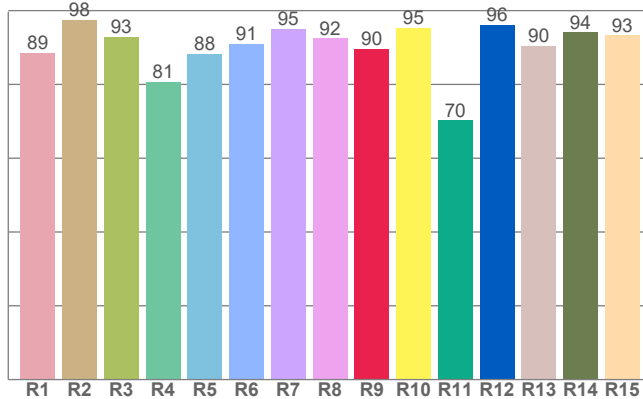
CIE 1931



CIE 1931 - Zoom



CRI: 90.8 (R1-R8)

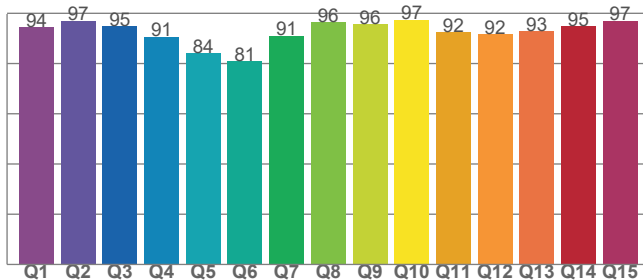


Color Parameters

Color Temperature	Color Coordinate CIE 1931	Color Coordinate CIE 1931
CCT	x	y
3133 K	0.425	0.394

Color Deviation from Black Body Curve	Color Coordinate CIE 1964	Color Coordinate CIE 1964
Δuv	y	u
-0.0024	0.394	0.247

CQS: 91.2



Color Rendering Index	Red Component	Color Quality Scale
CRI	CRI - R9	CQS
90.8	89.7	91.2

Television Lighting Consistency Index	Color Fidelity	Color Gamut
TLCI	TM30 - Rf	TM30 Rg
77	90.9	108.2

Photometric & Chromaticity Report

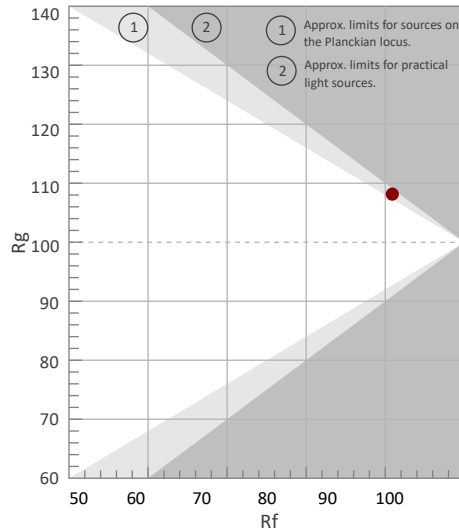
WELL Pod 2: Standard Optics - 3200K - 5 hours

TM-30 Details

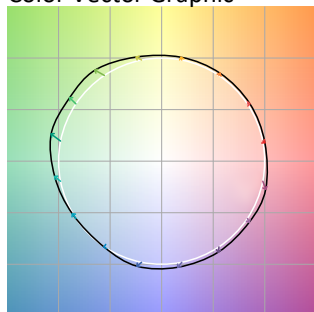
Rf 90.9
Fidelity Index
(Rg)

Rg 108.2
Gammut Index (Rg)

Graphic shifts (%)			
Hue Bin	R _f	Chroma	Hue
1	93	2%	-2%
2	93	2%	-1%
3	92	2%	0%
4	94	3%	1%
5	92	4%	5%
6	85	9%	5%
7	87	8%	-2%
8	82	10%	-5%
9	89	5%	-6%
10	90	0%	-6%
11	95	0%	0%
12	89	5%	-4%
13	91	4%	-5%
14	92	4%	-3%
15	91	4%	-2%
16	89	4%	-7%



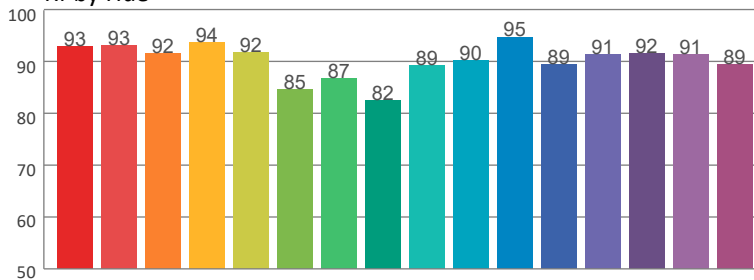
Color Vector Graphic



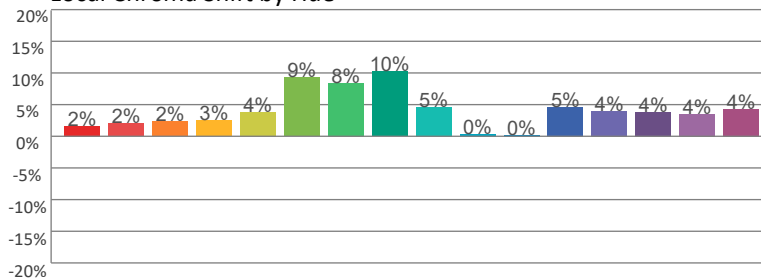
Color Distortion Graphic



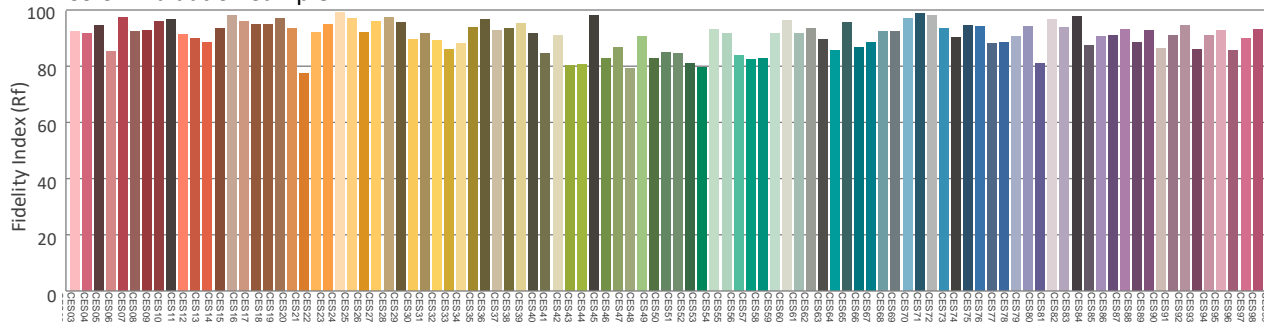
Rf by Hue



Local Chroma Shift by Hue



Color Evaluation Sample



Photometric & Chromaticity Report

WELL Pod 2: Standard Optics - 4000K - AC

Report Summary

Measurements

Fixture Output: 1416 lm
Fixture Peak: 21878 cd
Fixture Efficacy: 33 lm/W
Intensity @ 5m: 874 lux
Color Temperature: 4047 K
CRI: 92.4 CRI R9 Value: 90.3
CQS: 94.1
TLCI: 83
TM-30 Rf: 92.1
TM-30 Rg: 106.5
Beam Angle (50%): 11.4°
Field Angle (10%): 21.4°
Cutoff Angle (3%): 36.7°

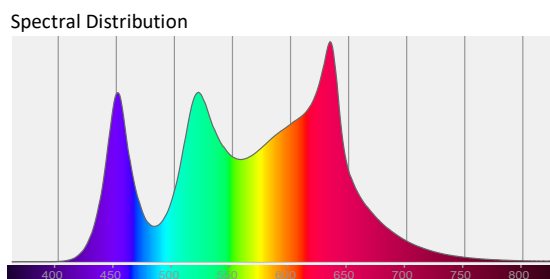
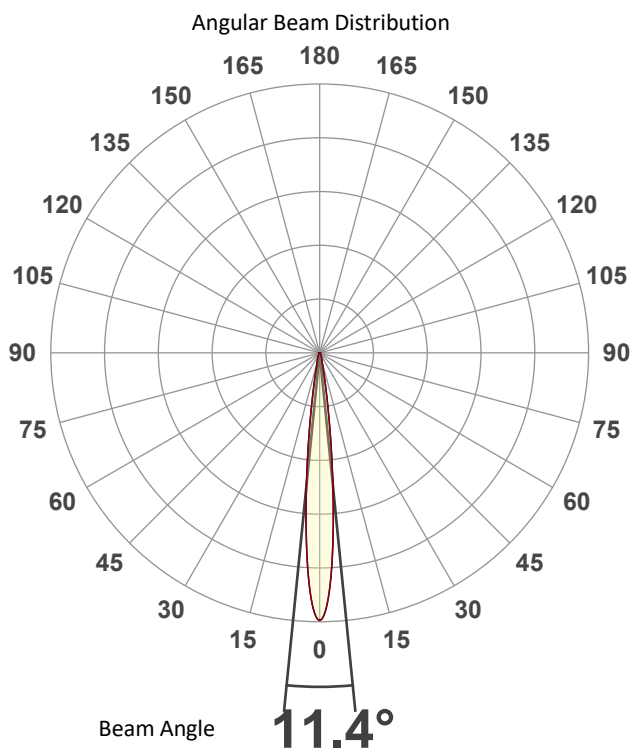


Conditions

AC Supply: 119 V, 60 Hz
Power: 42.71 W
Current: 0.359 A
Power Factor: 0.99

This data sheet conforms to American National Standard E1.9 – 2007 (R2017). All data was measured and calculated by a Viso Systems LabSpion Goniometer at the Chauvet PD Optics Laboratory in Davie, FL on 1/7/2025 to LM-63-2002 Standards.


Overall Measurement



Tested Color (CIE 1931):

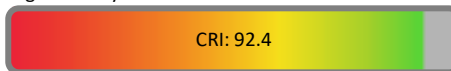
X: 0.378

Y: 0.372



Light Quality

CRI: 92.4



Color Temperature

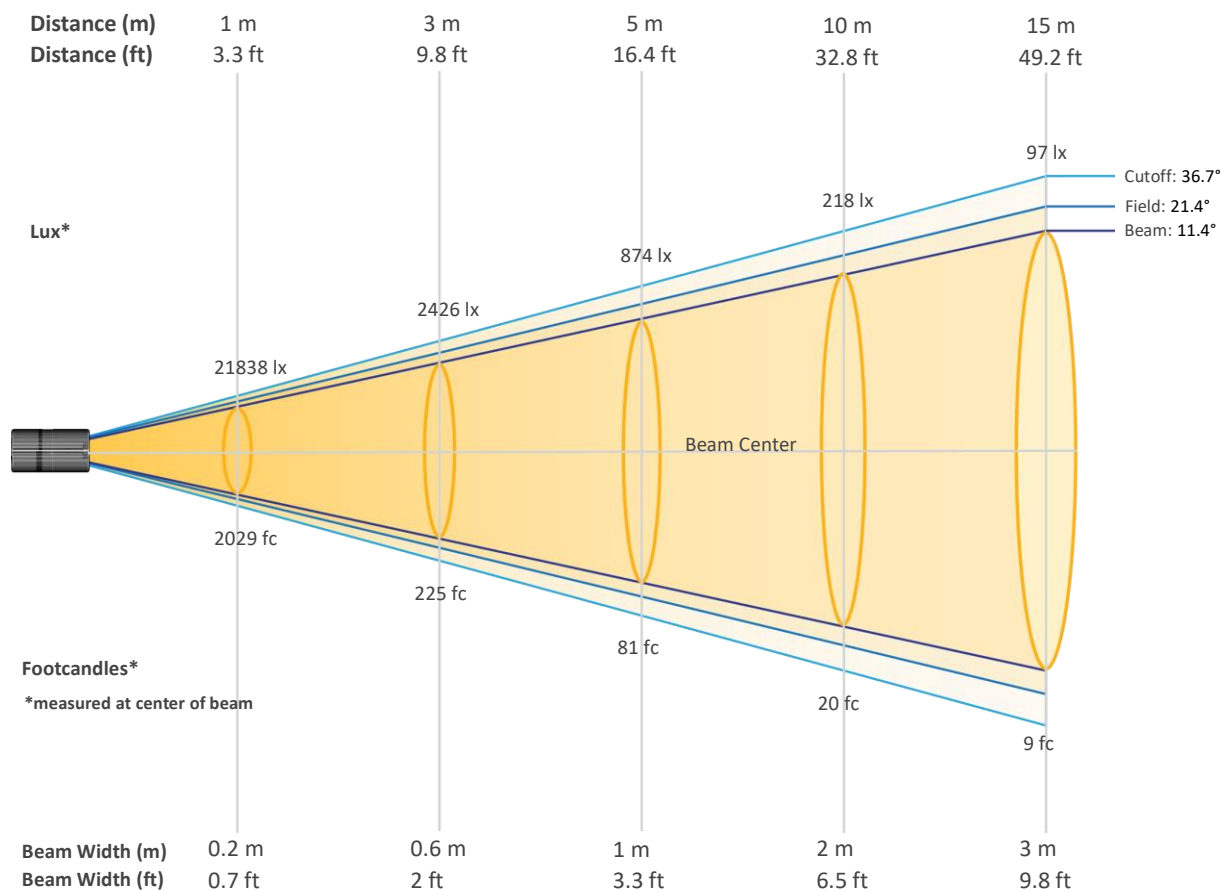
4047 K



Photometric & Chromaticity Report

WELL Pod 2: Standard Optics - 4000K - AC

Beam Details

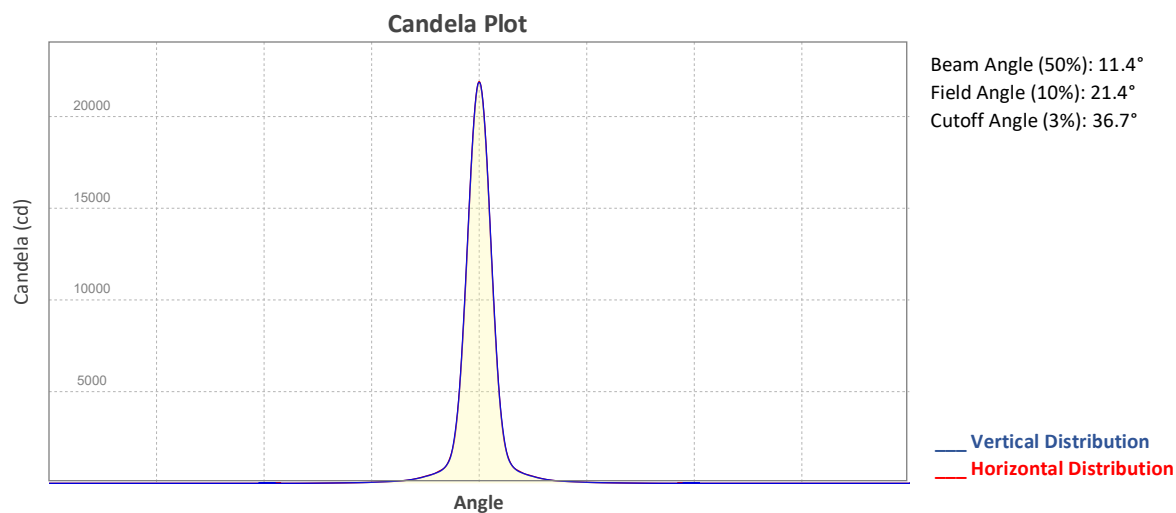


Beam Intensities from 1-20m (3.3-65.6ft)

Distance	1m	2m	3m	4m	5m	6m	7m	8m	9m	10m
Lux	21838	5459	2426	1365	874	607	446	341	270	218
Distance	11m	12m	13m	14m	15m	16m	17m	18m	19m	20m
Lux	180	152	129	111	97	85	76	67	60	55
Distance	3.3ft	6.6ft	9.8ft	13.1ft	16.4ft	19.7ft	23ft	26.2ft	29.5ft	32.8ft
FC	2029	507	225	127	81	56	41	32	25	20
Distance	36.1ft	39.4ft	42.7ft	45.9ft	49.2ft	52.5ft	55.8ft	59.1ft	62.3ft	65.6ft
FC	17	14	12	10	9	8	7	6	6	5

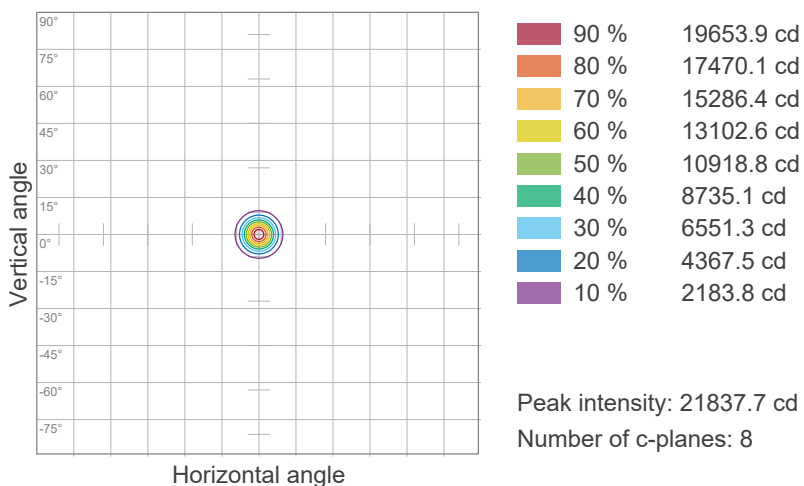
Photometric & Chromaticity Report

WELL Pod 2: Standard Optics - 4000K - AC

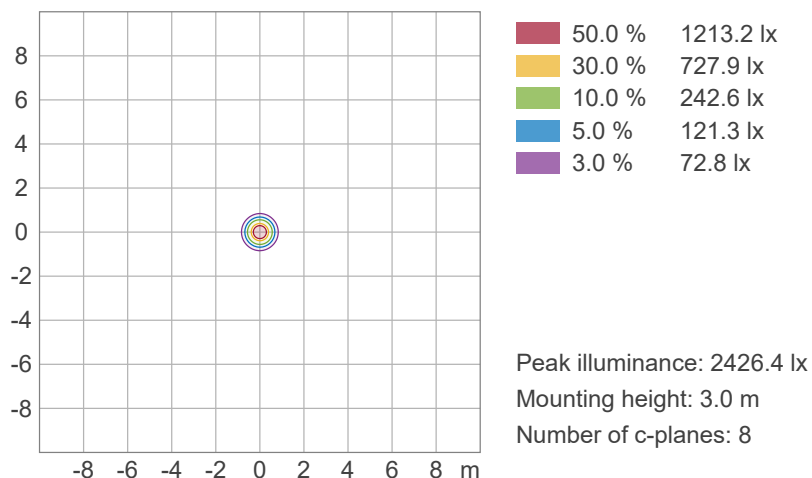


ISO Diagrams

ISO Candela Diagram



ISO Lux Diagram

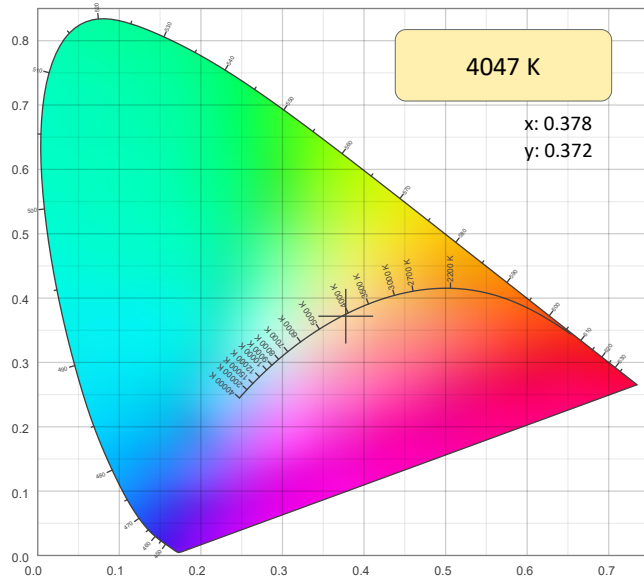


Photometric & Chromaticity Report

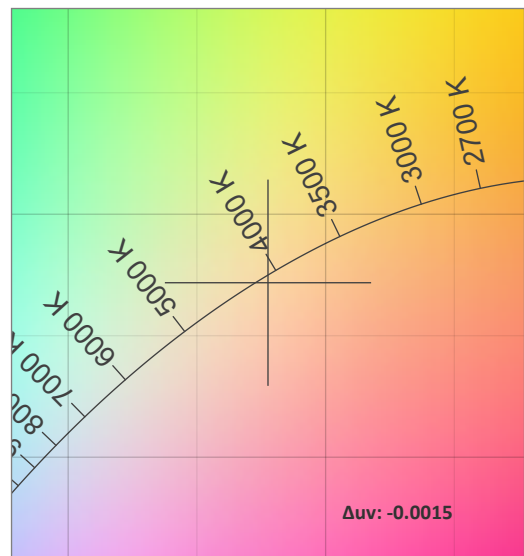
WELL Pod 2: Standard Optics - 4000K - AC

Chromaticity

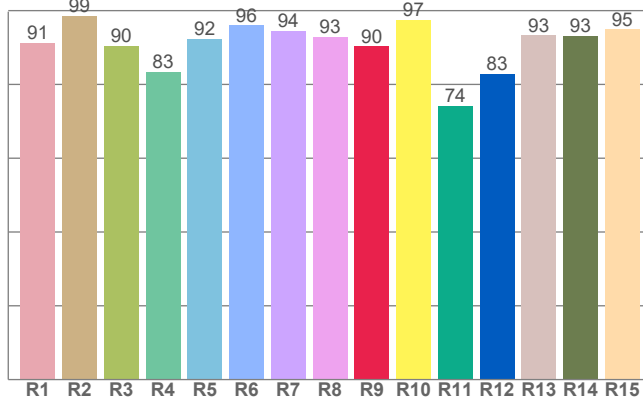
CIE 1931



CIE 1931 - Zoom



CRI: 92.4 (R1-R8)

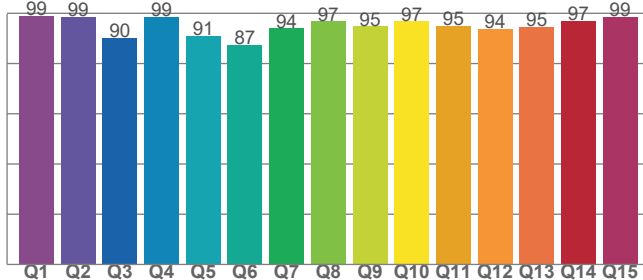


Color Parameters

Color Temperature	Color Coordinate CIE 1931	Color Coordinate CIE 1931
CCT	x	y
4047 K	0.378	0.372

Color Deviation from Black Body Curve	Color Coordinate CIE 1964	Color Coordinate CIE 1964
Δuv	y	u
-0.0015	0.372	0.225

CQS: 94.1



Color Rendering Index	Red Component	Color Quality Scale
CRI	CRI - R9	CQS
92.4	90.3	94.1

Television Lighting Consistency Index	Color Fidelity	Color Gamut
TLCI	TM30 - Rf	TM30 Rg
83	92.1	106.5

Photometric & Chromaticity Report

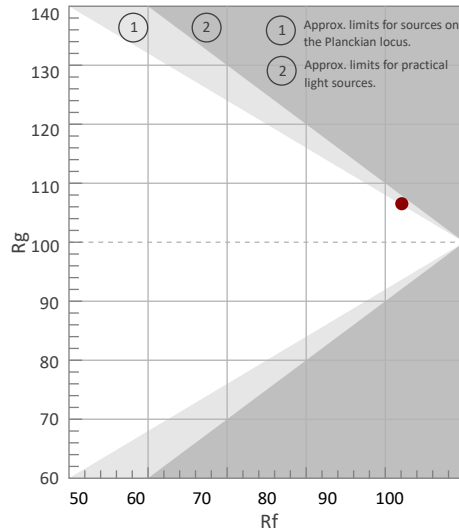
WELL Pod 2: Standard Optics - 4000K - AC

TM-30 Details

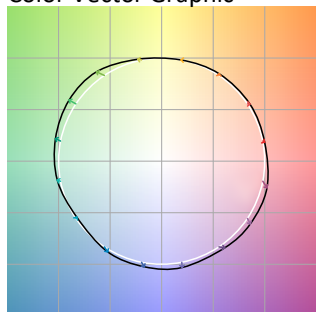
Rf 92.1
Fidelity Index
(Rg)

Rg 106.5
Gammut Index (Rg)

Graphic shifts (%)			
Hue Bin	R _f	Chroma	Hue
1	94	2%	-1%
2	94	2%	-1%
3	94	1%	1%
4	96	0%	1%
5	91	1%	3%
6	88	7%	4%
7	88	8%	1%
8	89	5%	-1%
9	93	3%	-2%
10	95	-1%	-1%
11	90	2%	5%
12	89	4%	3%
13	93	5%	-1%
14	92	4%	4%
15	90	5%	-3%
16	88	5%	-5%



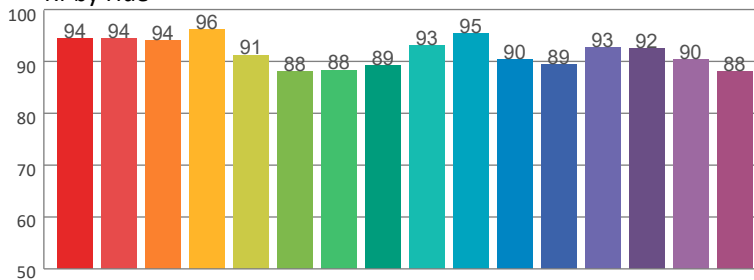
Color Vector Graphic



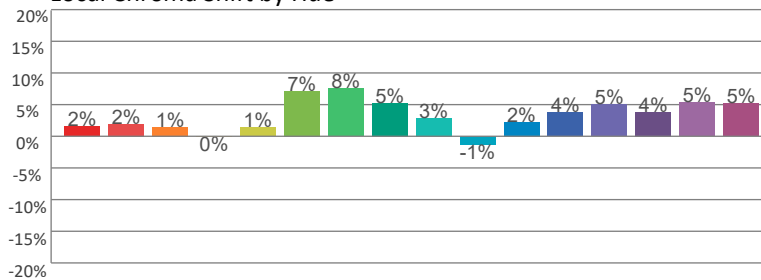
Color Distortion Graphic



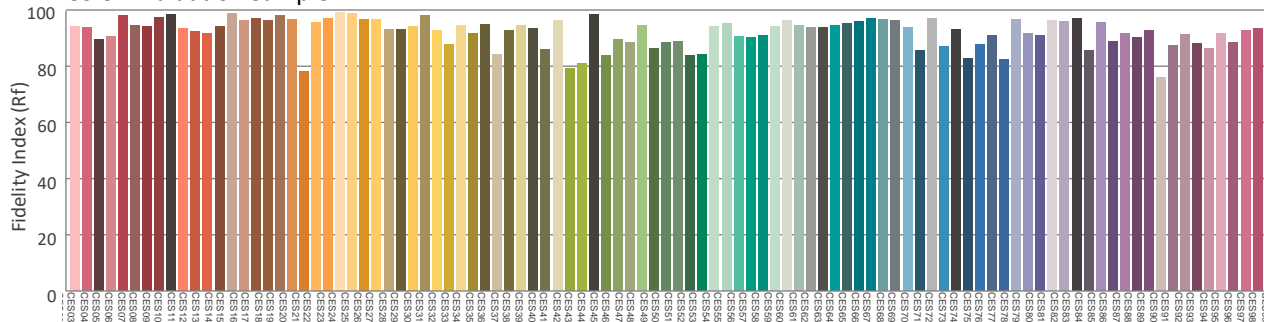
Rf by Hue



Local Chroma Shift by Hue



Color Evaluation Sample



Photometric & Chromaticity Report

WELL Pod 2: Standard Optics - 4000K - 5 hours

Report Summary

Measurements

Fixture Output: 844 lm
Fixture Peak: 12999 cd
Fixture Efficacy: n/a lm/W
Intensity @ 5m: 520 lux
Color Temperature: 3981 K
CRI: 91.2 CRI R9 Value: 87.5
CQS: 93.4
TLCI: 79
TM-30 Rf: 91.5
TM-30 Rg: 107.4
Beam Angle (50%): 11.4°
Field Angle (10%): 21.4°
Cutoff Angle (3%): 36.7°

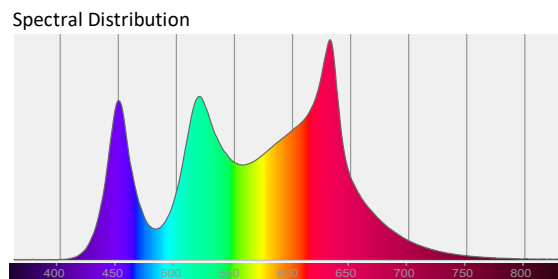
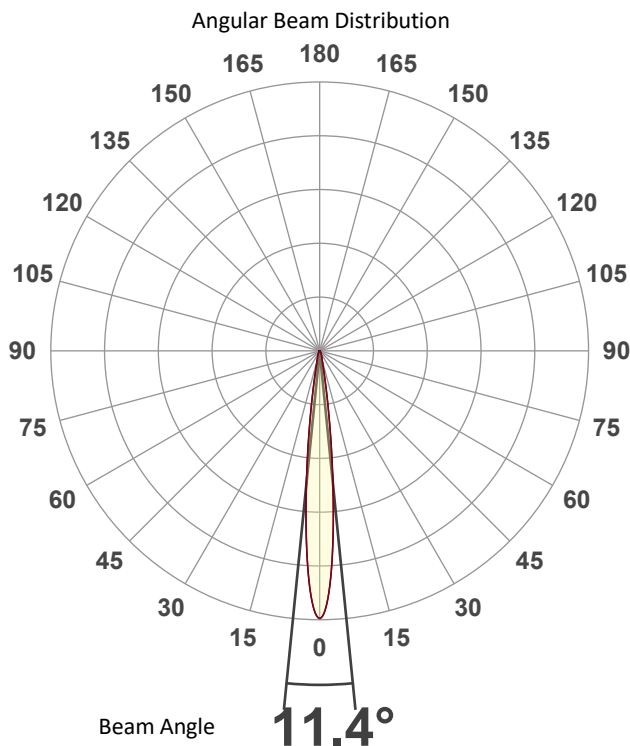


Conditions

AC Supply: 120 V, 60 Hz
Power: 0.0 W
Current: 0.000 A
Power Factor: n/a

This data sheet conforms to American National Standard E1.9 – 2007 (R2017). All data was measured and calculated by a Viso Systems LabSpion Goniometer at the Chauvet PD Optics Laboratory in Davie, FL on 1/7/2025 to LM-63-2002 Standards.

Overall Measurement



Tested Color (CIE 1931):

X: 0.380

Y: 0.373



Light Quality

CRI: 91.2

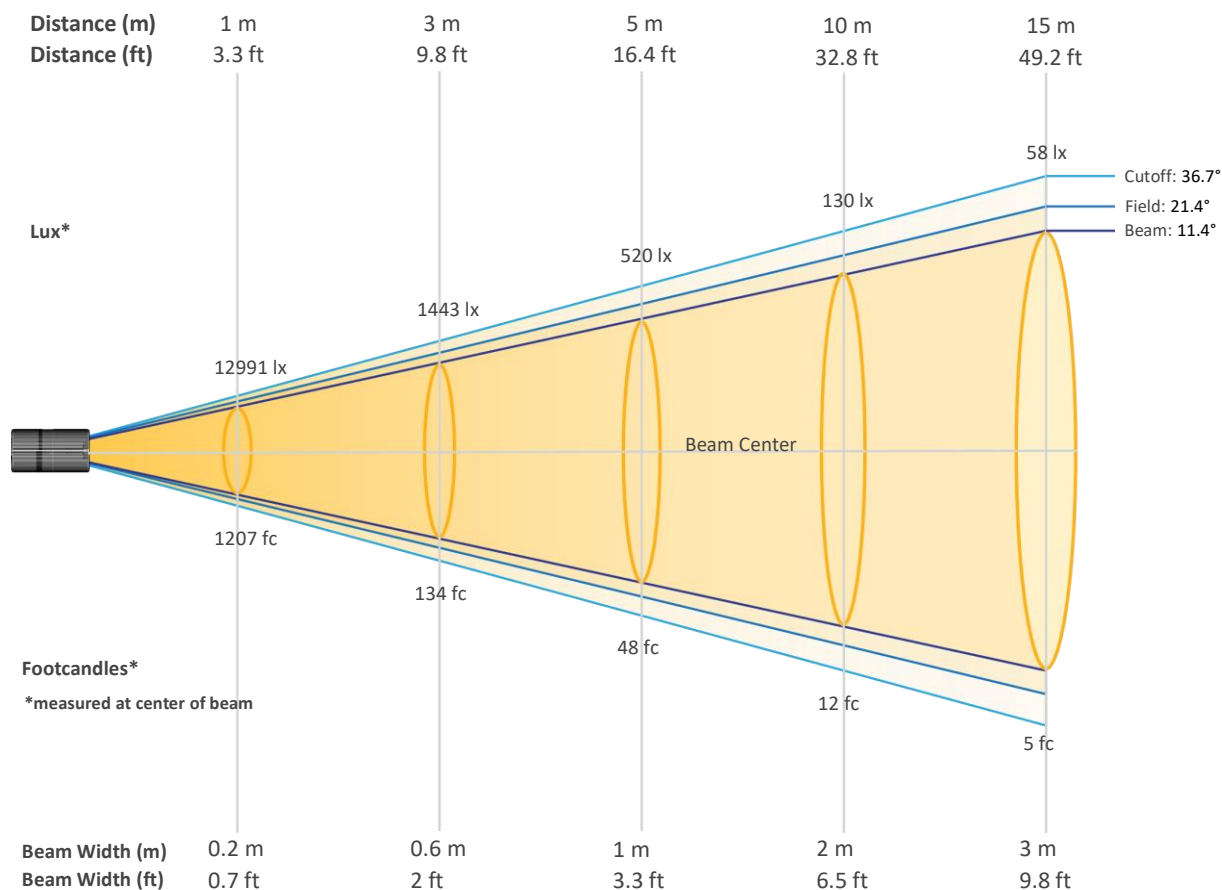
Color Temperature

3981 K

Photometric & Chromaticity Report

WELL Pod 2: Standard Optics - 4000K - 5 hours

Beam Details

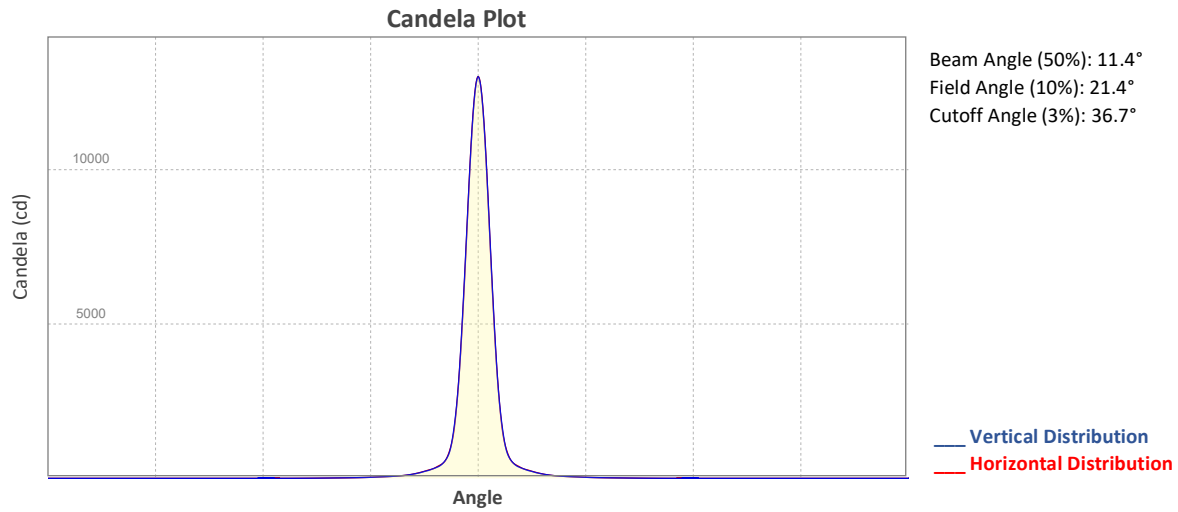


Beam Intensities from 1-20m (3.3-65.6ft)

Distance	1m	2m	3m	4m	5m	6m	7m	8m	9m	10m
Lux	12991	3248	1443	812	520	361	265	203	160	130
Distance	11m	12m	13m	14m	15m	16m	17m	18m	19m	20m
Lux	107	90	77	66	58	51	45	40	36	32
Distance	3.3ft	6.6ft	9.8ft	13.1ft	16.4ft	19.7ft	23ft	26.2ft	29.5ft	32.8ft
FC	1207	302	134	75	48	34	25	19	15	12
Distance	36.1ft	39.4ft	42.7ft	45.9ft	49.2ft	52.5ft	55.8ft	59.1ft	62.3ft	65.6ft
FC	10	8	7	6	5	5	4	4	3	3

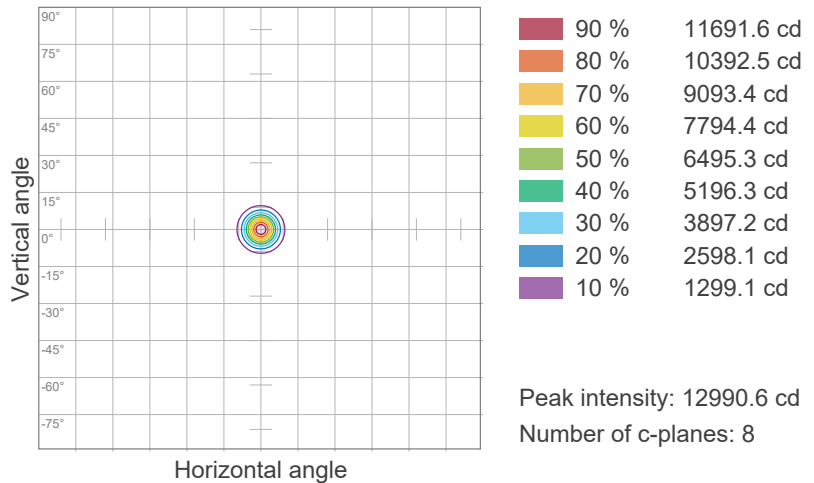
Photometric & Chromaticity Report

WELL Pod 2: Standard Optics - 4000K - 5 hours

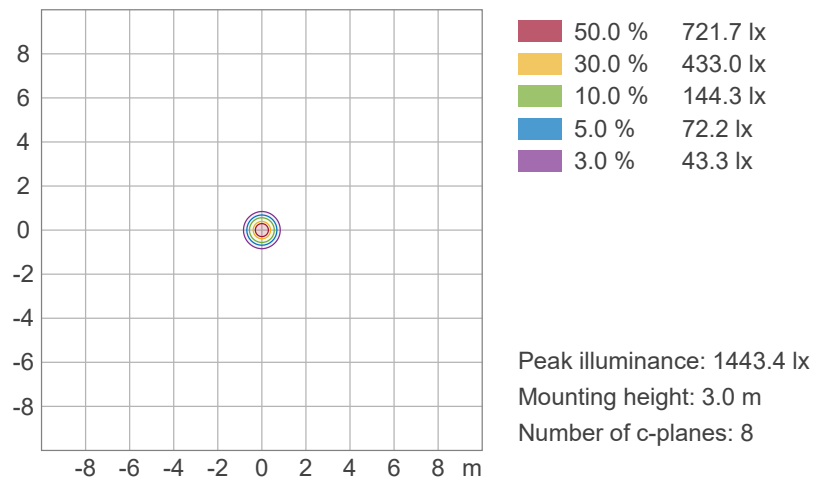


ISO Diagrams

ISO Candela Diagram



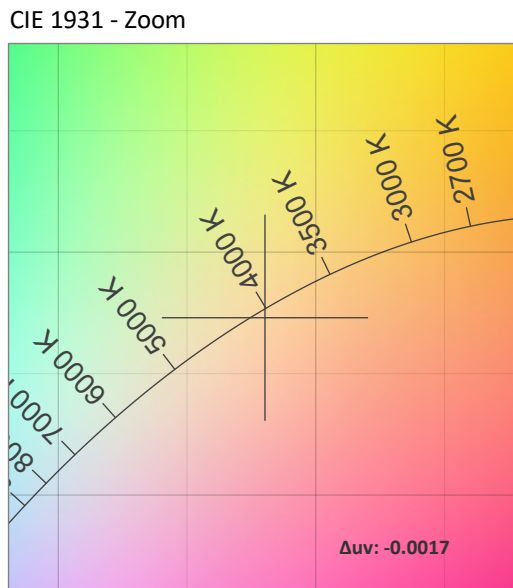
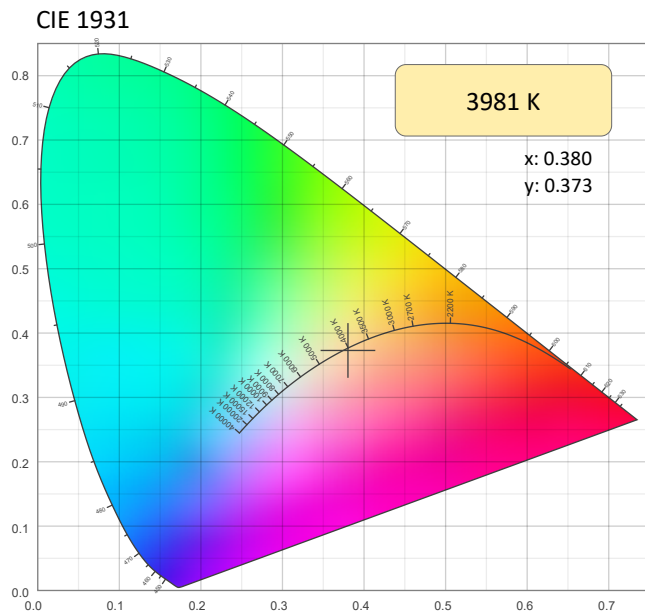
ISO Lux Diagram



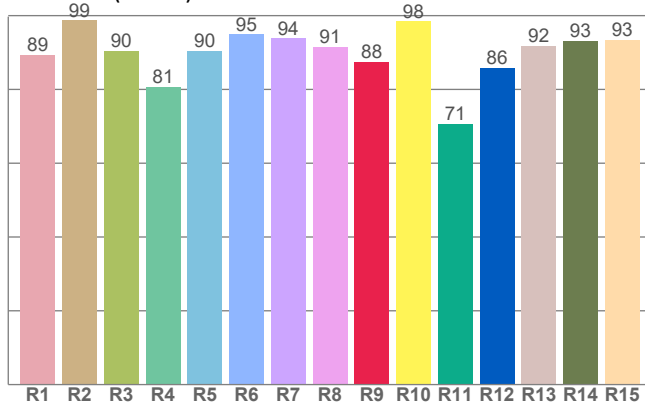
Photometric & Chromaticity Report

WELL Pod 2: Standard Optics - 4000K - 5 hours

Chromaticity



CRI: 91.2 (R1-R8)

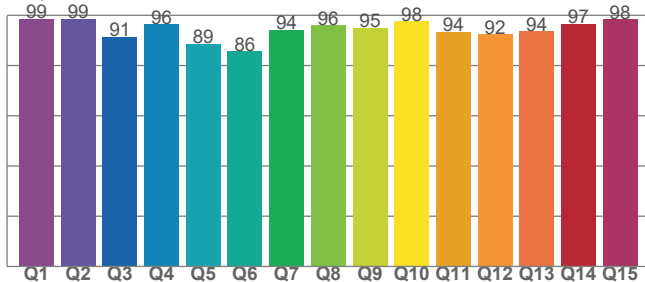


Color Parameters

Color Temperature	Color Coordinate CIE 1931	Color Coordinate CIE 1931
CCT	x	y
3981 K	0.380	0.373

Color Deviation from Black Body Curve	Color Coordinate CIE 1964	Color Coordinate CIE 1964
Δuv	y	u
-0.0017	0.373	0.227

CQS: 93.4



Color Rendering Index	Red Component	Color Quality Scale
CRI	CRI - R9	CQS
91.2	87.5	93.4

Television Lighting Consistency Index	Color Fidelity	Color Gamut
TLCI	TM30 - Rf	TM30 Rg
79	91.5	107.4

Photometric & Chromaticity Report

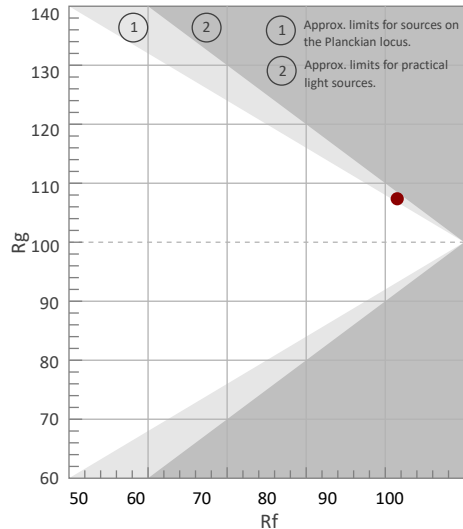
WELL Pod 2: Standard Optics - 4000K - 5 hours

TM-30 Details

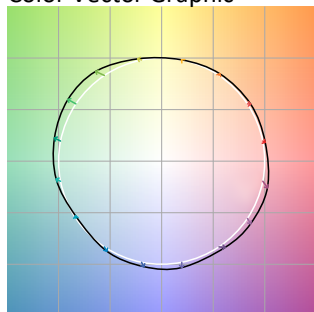
Rf 91.5
Fidelity Index
(Rg)

Rg 107.4
Gammut Index (Rg)

Graphic shifts (%)			
Hue Bin	R _f	Chroma	Hue
1	94	2%	-2%
2	93	2%	-2%
3	93	2%	0%
4	96	0%	0%
5	91	2%	3%
6	87	8%	5%
7	87	9%	1%
8	88	6%	-2%
9	92	4%	-3%
10	94	-1%	-2%
11	91	2%	4%
12	89	4%	3%
13	92	5%	-1%
14	92	4%	5%
15	90	5%	-2%
16	88	6%	-5%



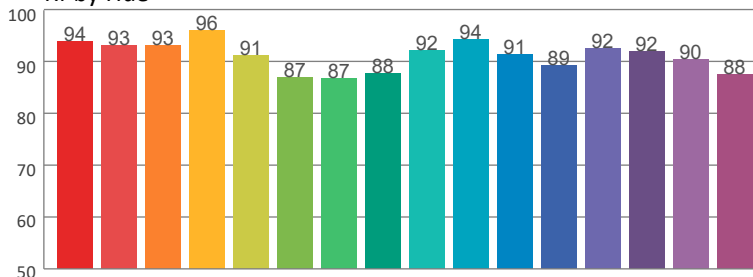
Color Vector Graphic



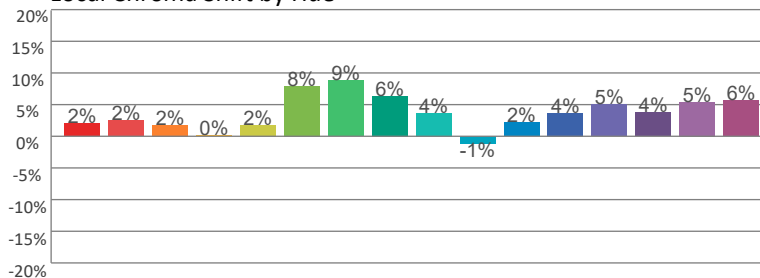
Color Distortion Graphic



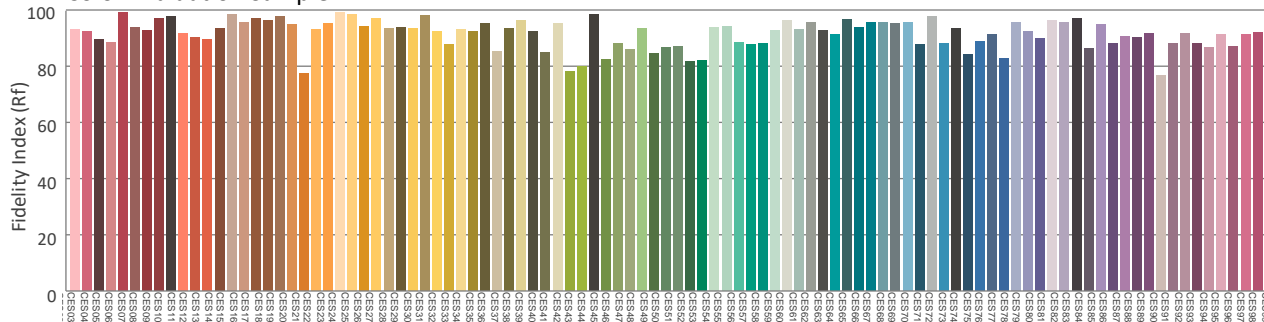
Rf by Hue



Local Chroma Shift by Hue



Color Evaluation Sample



Photometric & Chromaticity Report

WELL Pod 2: Standard Optics - 5600K - AC

Report Summary

Measurements

Fixture Output: 1503 lm
Fixture Peak: 23250 cd
Fixture Efficacy: 34 lm/W
Intensity @ 5m: 929 lux
Color Temperature: 5761 K
CRI: 92.2 CRI R9 Value: 94.9
CQS: 93.6
TLCI: 89
TM-30 Rf: 90.9
TM-30 Rg: 106.5
Beam Angle (50%): 11.4°
Field Angle (10%): 21.4°
Cutoff Angle (3%): 36.6°

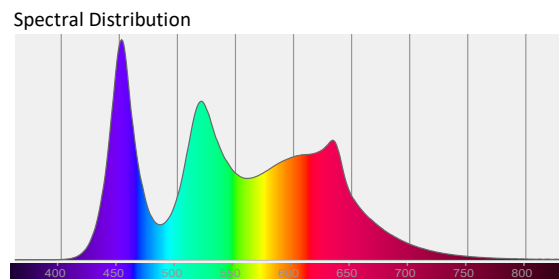
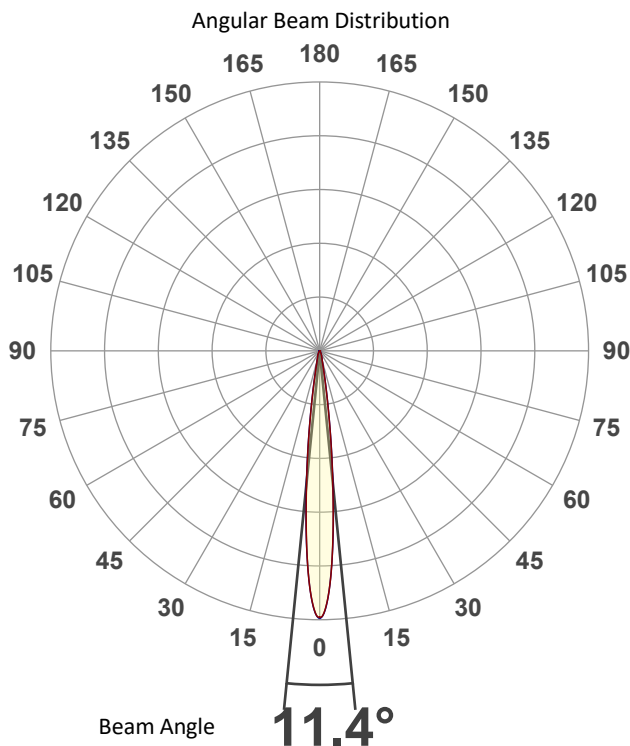


Conditions

AC Supply: 119 V, 60 Hz
Power: 44.81 W
Current: 0.376 A
Power Factor: 0.99

This data sheet conforms to American National Standard E1.9 – 2007 (R2017). All data was measured and calculated by a Viso Systems LabSpion Goniometer at the Chauvet PD Optics Laboratory in Davie, FL on 1/7/2025 to LM-63-2002 Standards.

Overall Measurement



Tested Color (CIE 1931):
X: 0.327
Y: 0.335

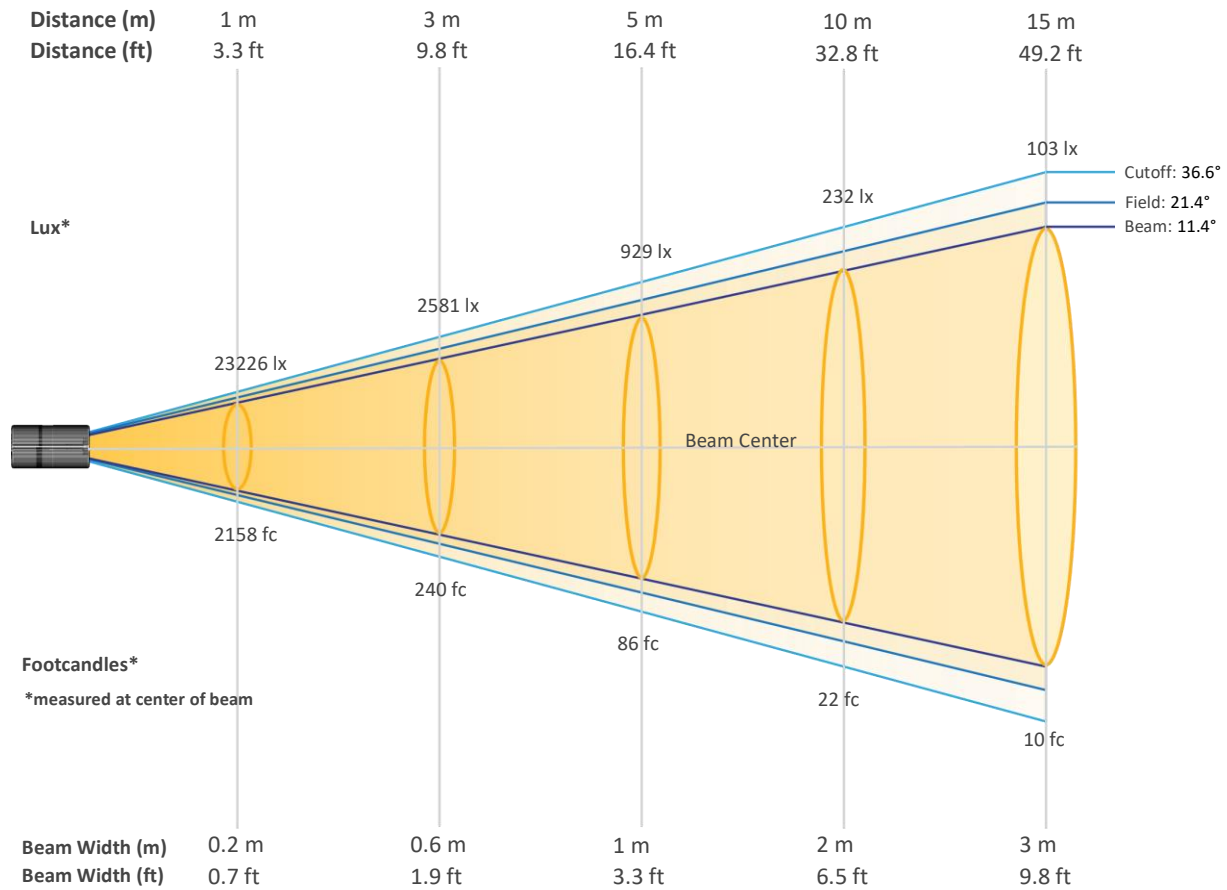
Light Quality
CRI: 92.2

Color Temperature
5761 K

Photometric & Chromaticity Report

WELL Pod 2: Standard Optics - 5600K - AC

Beam Details

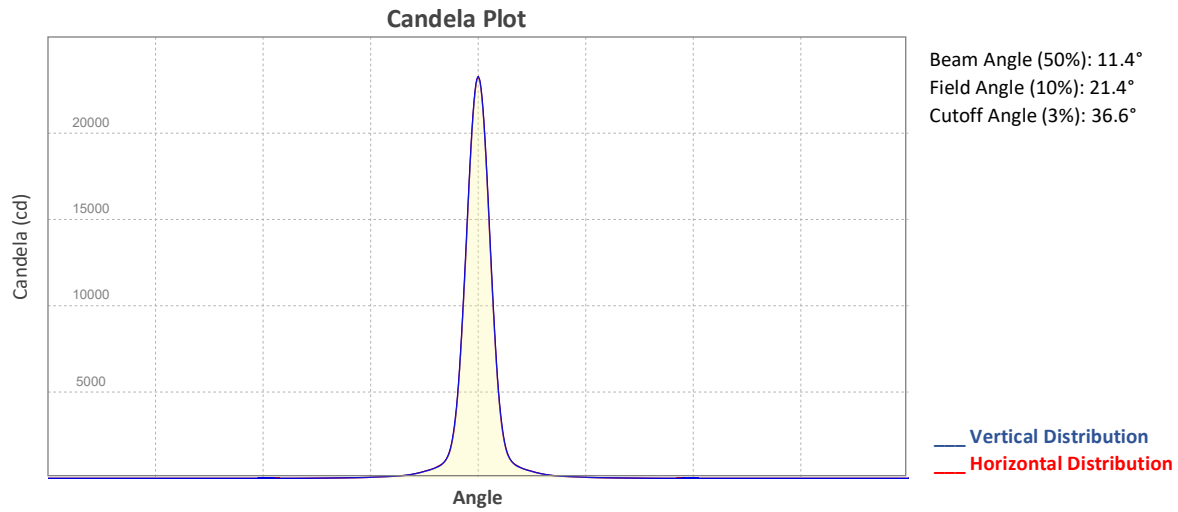


Beam Intensities from 1-20m (3.3-65.6ft)

Distance	1m	2m	3m	4m	5m	6m	7m	8m	9m	10m
Lux	23226	5806	2581	1452	929	645	474	363	287	232
Distance	11m	12m	13m	14m	15m	16m	17m	18m	19m	20m
Lux	192	161	137	118	103	91	80	72	64	58
Distance	3.3ft	6.6ft	9.8ft	13.1ft	16.4ft	19.7ft	23ft	26.2ft	29.5ft	32.8ft
FC	2158	539	240	135	86	60	44	34	27	22
Distance	36.1ft	39.4ft	42.7ft	45.9ft	49.2ft	52.5ft	55.8ft	59.1ft	62.3ft	65.6ft
FC	18	15	13	11	10	8	7	7	6	5

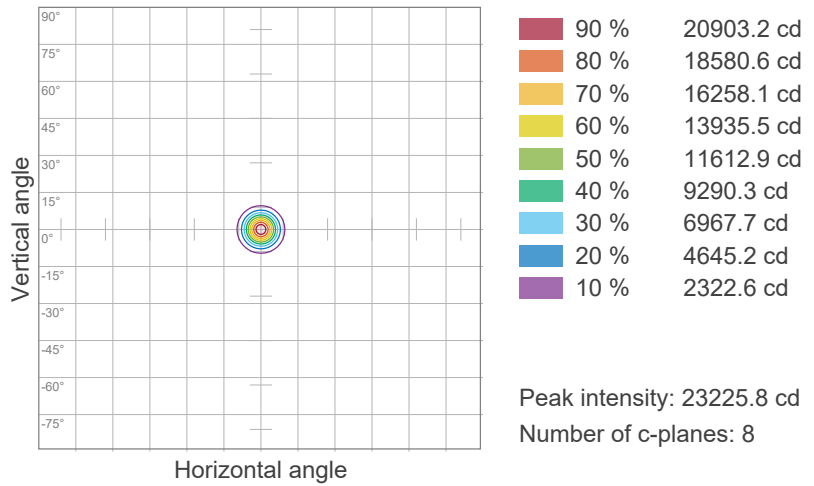
Photometric & Chromaticity Report

WELL Pod 2: Standard Optics - 5600K - AC

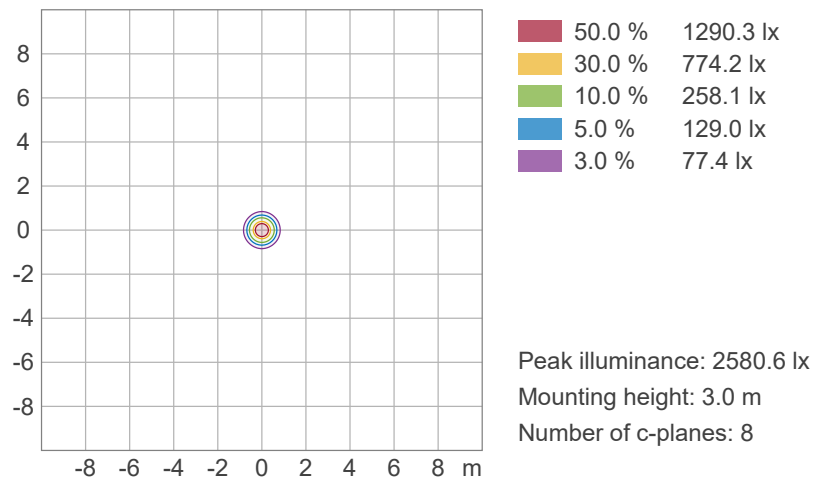


ISO Diagrams

ISO Candela Diagram



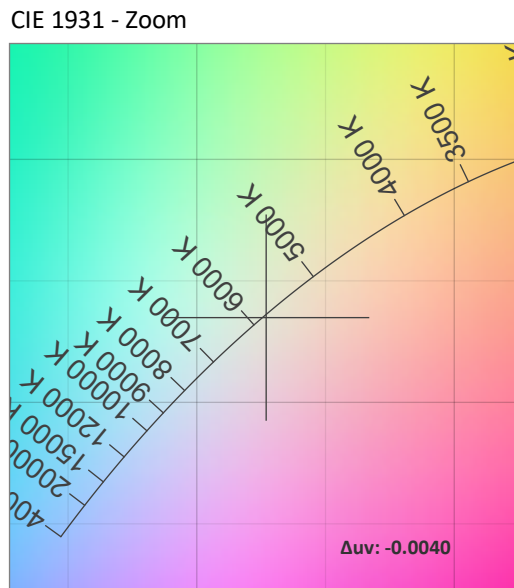
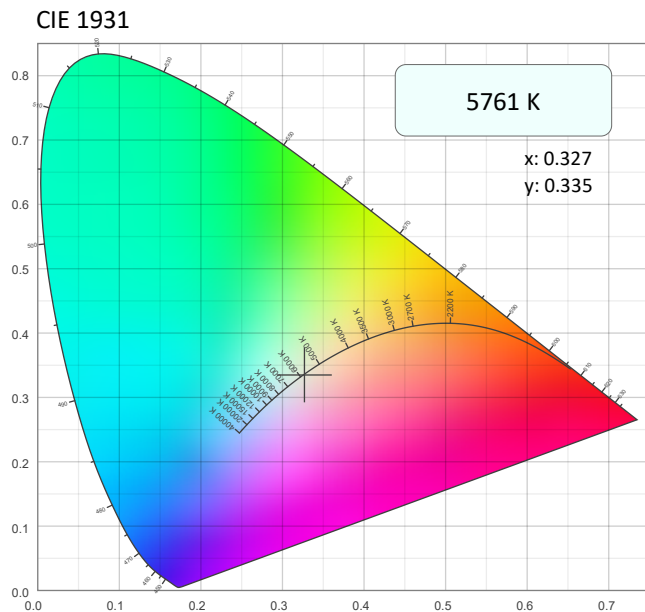
ISO Lux Diagram



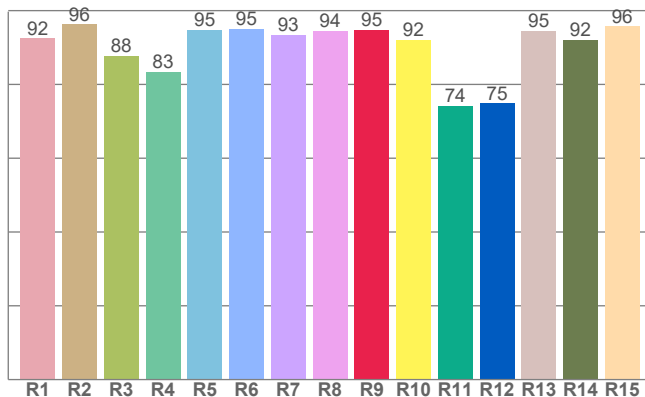
Photometric & Chromaticity Report

WELL Pod 2: Standard Optics - 5600K - AC

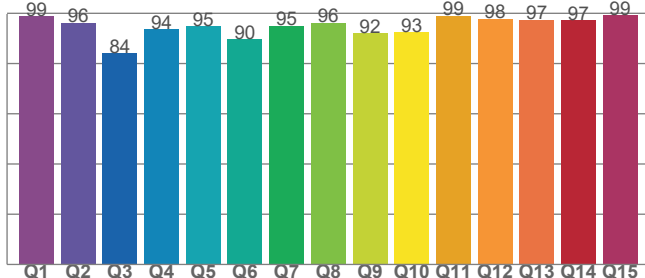
Chromaticity



CRI: 92.2 (R1-R8)



CQS: 93.6



Color Parameters

Color Temperature	Color Coordinate CIE 1931	Color Coordinate CIE 1931
CCT	x	y
5761 K	0.327	0.335

Color Deviation from Black Body Curve	Color Coordinate CIE 1964	Color Coordinate CIE 1964
Δuv	y	u
-0.0040	0.335	0.205

Color Rendering Index	Red Component	Color Quality Scale
CRI	CRI - R9	CQS
92.2	94.9	93.6

Television Lighting Consistency Index	Color Fidelity	Color Gamut
TLCI	TM30 - Rf	TM30 Rg
89	90.9	106.5

Photometric & Chromaticity Report

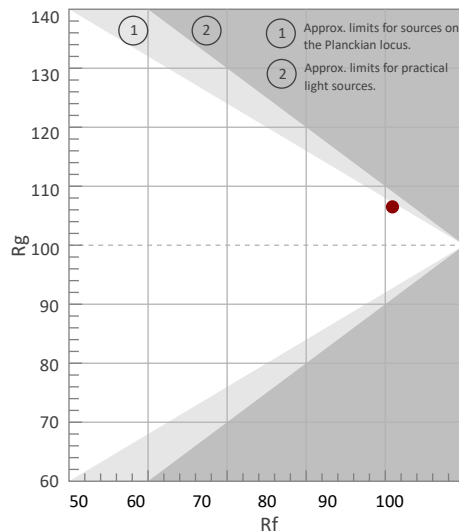
WELL Pod 2: Standard Optics - 5600K - AC

TM-30 Details

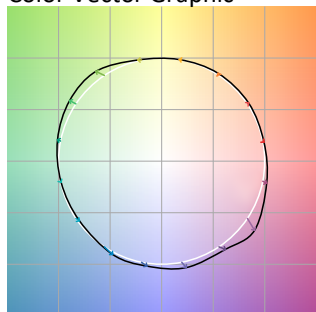
Rf 90.9
Fidelity Index (Rg)

Rg 106.5
Gammut Index (Rg)

Hue Bin	Graphic shifts (%)		
	R _f	Chroma	Hue
1	94	1%	-1%
2	96	1%	0%
3	95	1%	2%
4	94	0%	2%
5	89	1%	3%
6	88	8%	5%
7	89	7%	1%
8	93	3%	-1%
9	94	0%	1%
10	93	-2%	4%
11	83	2%	11%
12	91	3%	6%
13	92	6%	3%
14	88	6%	4%
15	85	12%	-6%
16	93	4%	-1%



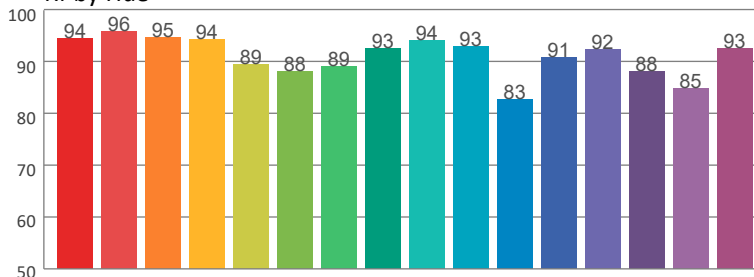
Color Vector Graphic



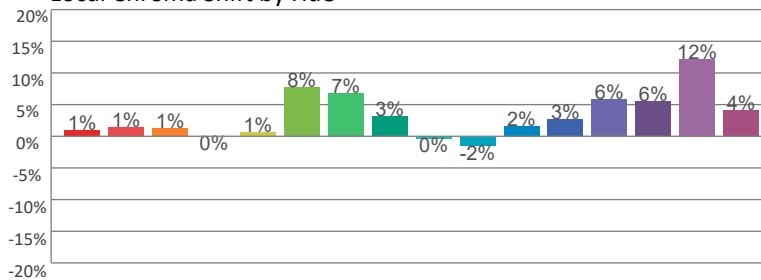
Color Distortion Graphic



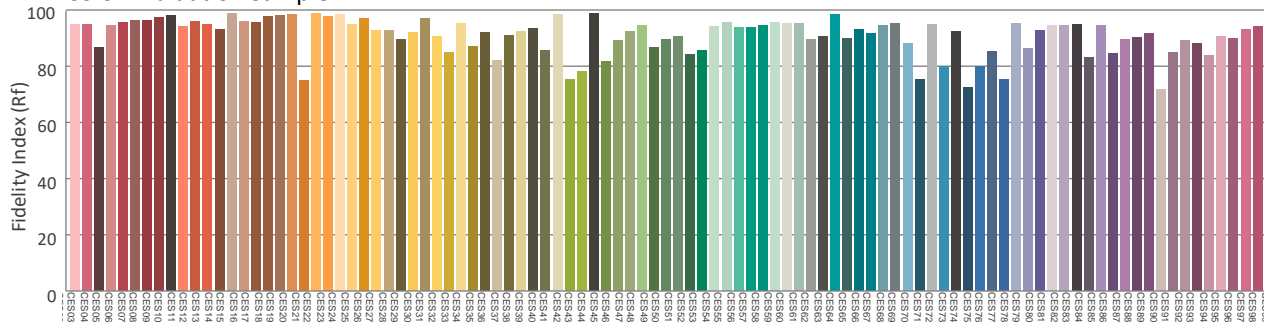
Rf by Hue



Local Chroma Shift by Hue



Color Evaluation Sample



Photometric & Chromaticity Report

WELL Pod 2: Standard Optics - 5600K - 5 hours

Report Summary

Measurements

Fixture Output: 827 lm
Fixture Peak: 12733 cd
Fixture Efficacy: n/a lm/W
Intensity @ 5m: 509 lux
Color Temperature: 5676 K
CRI: 90.9 CRI R9 Value: 90.2
CQS: 93.3
TLCI: 85
TM-30 Rf: 90.5
TM-30 Rg: 107.7
Beam Angle (50%): 11.4°
Field Angle (10%): 21.4°
Cutoff Angle (3%): 36.7°

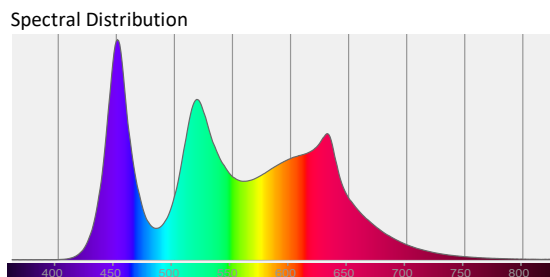
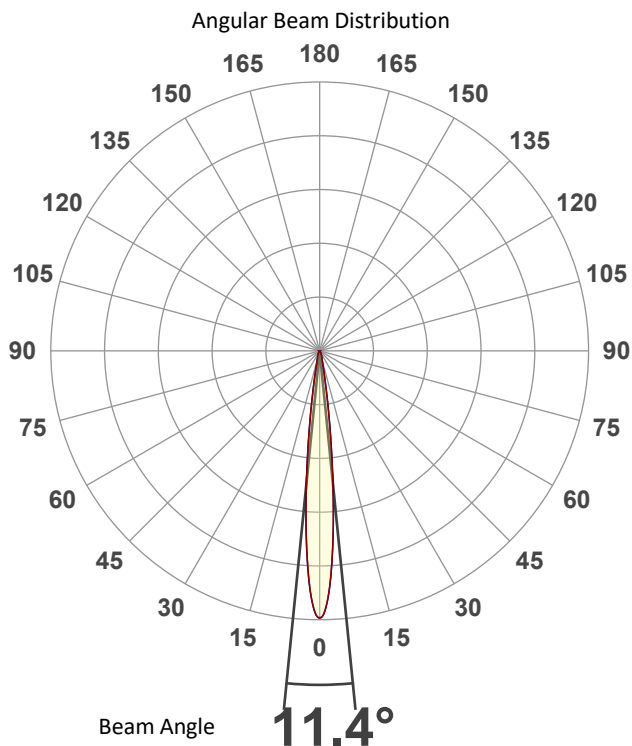


Conditions

AC Supply: 119 V, 60 Hz
Power: 0.0 W
Current: 0.000 A
Power Factor: n/a

This data sheet conforms to American National Standard E1.9 – 2007 (R2017). All data was measured and calculated by a Viso Systems LabSpion Goniometer at the Chauvet PD Optics Laboratory in Davie, FL on 1/7/2025 to LM-63-2002 Standards.

Overall Measurement



Tested Color (CIE 1931):

X: 0.329

Y: 0.335



Light Quality

CRI: 90.9

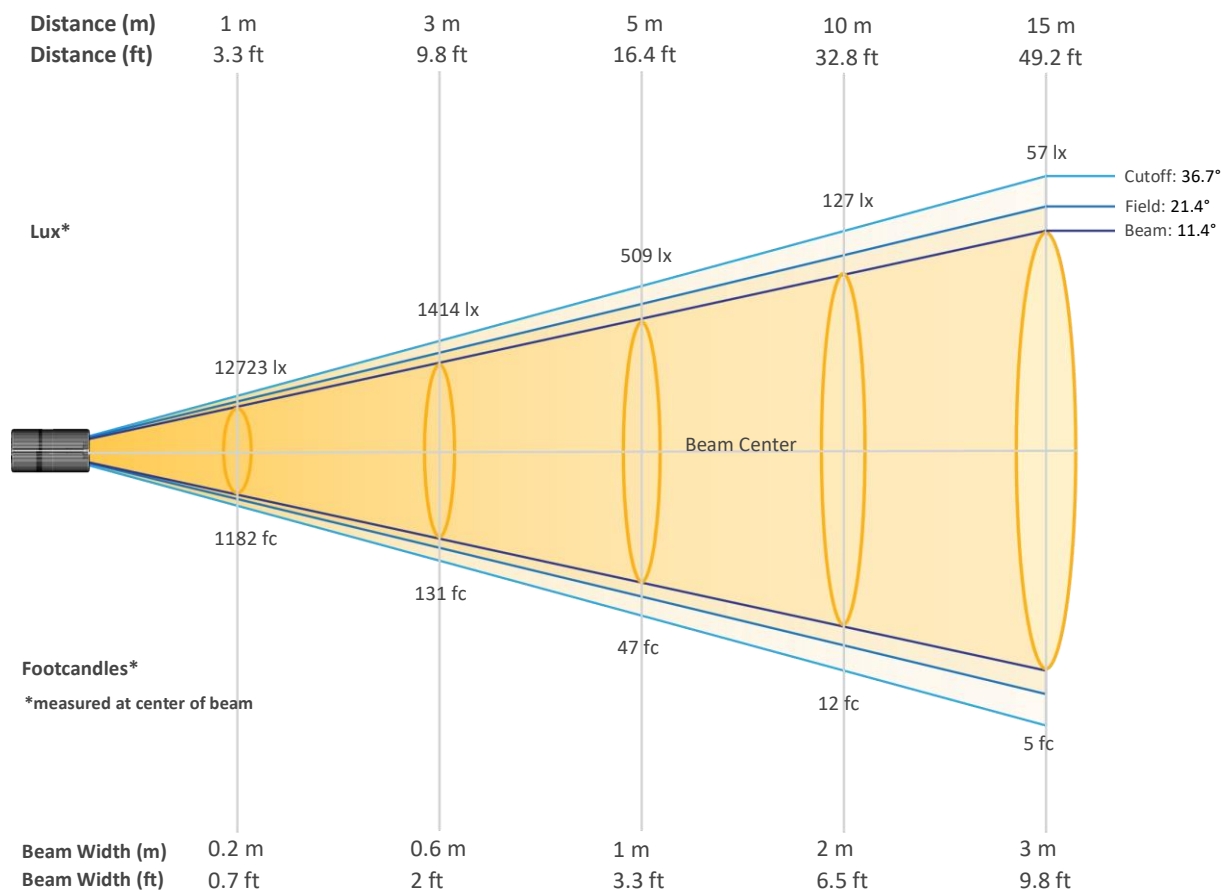
Color Temperature

5676 K

Photometric & Chromaticity Report

WELL Pod 2: Standard Optics - 5600K - 5 hours

Beam Details

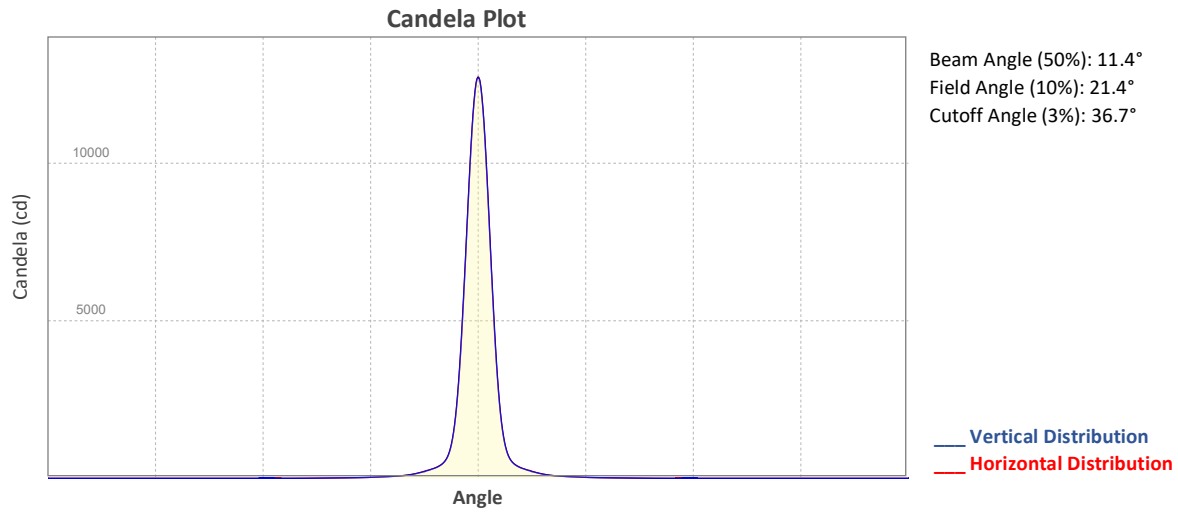


Beam Intensities from 1-20m (3.3-65.6ft)

Distance	1m	2m	3m	4m	5m	6m	7m	8m	9m	10m
Lux	12723	3181	1414	795	509	353	260	199	157	127
Distance	11m	12m	13m	14m	15m	16m	17m	18m	19m	20m
Lux	105	88	75	65	57	50	44	39	35	32
Distance	3.3ft	6.6ft	9.8ft	13.1ft	16.4ft	19.7ft	23ft	26.2ft	29.5ft	32.8ft
FC	1182	296	131	74	47	33	24	18	15	12
Distance	36.1ft	39.4ft	42.7ft	45.9ft	49.2ft	52.5ft	55.8ft	59.1ft	62.3ft	65.6ft
FC	10	8	7	6	5	5	4	4	3	3

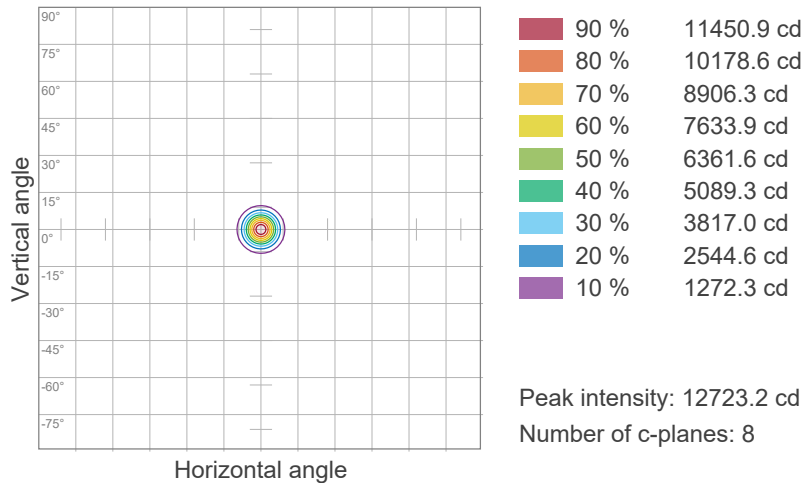
Photometric & Chromaticity Report

WELL Pod 2: Standard Optics - 5600K - 5 hours

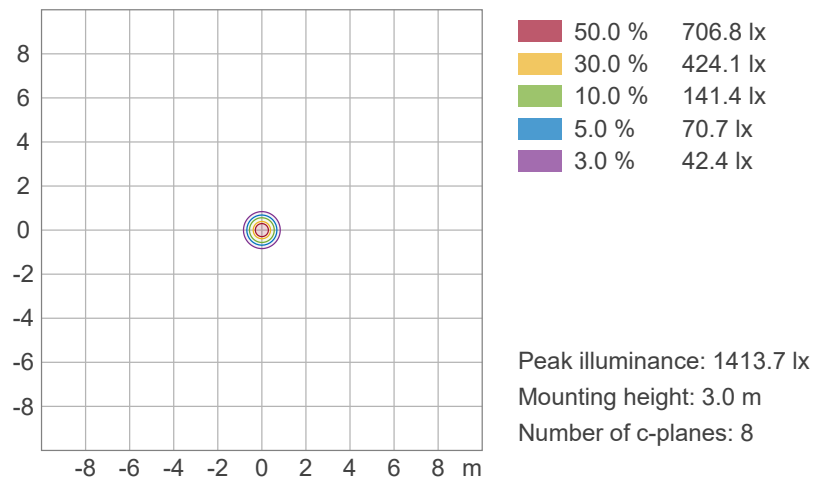


ISO Diagrams

ISO Candela Diagram



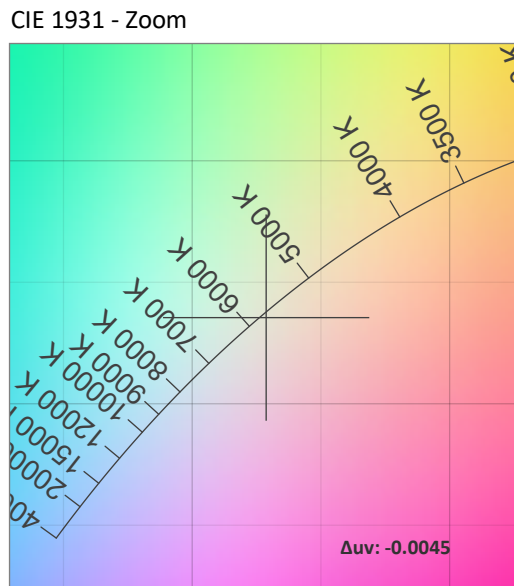
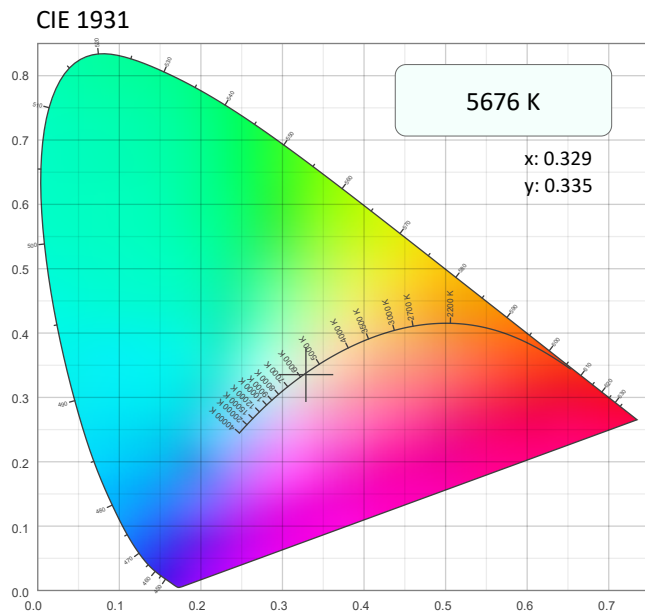
ISO Lux Diagram



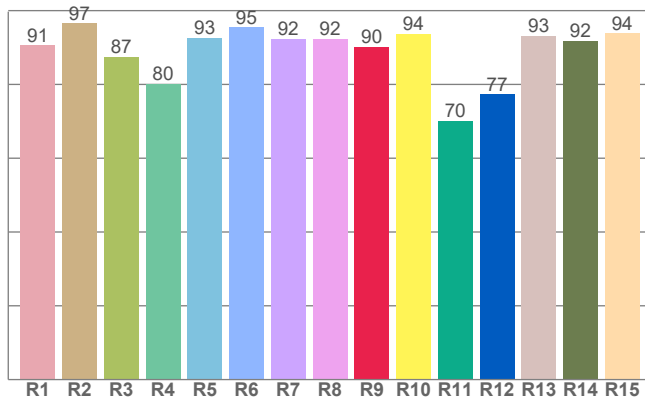
Photometric & Chromaticity Report

WELL Pod 2: Standard Optics - 5600K - 5 hours

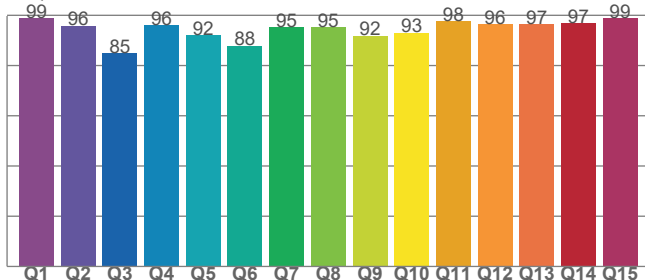
Chromaticity



CRI: 90.9 (R1-R8)



CQS: 93.3



Color Parameters

Color Temperature	Color Coordinate CIE 1931	Color Coordinate CIE 1931
CCT	x	y
5676 K	0.329	0.335

Color Deviation from Black Body Curve	Color Coordinate CIE 1964	Color Coordinate CIE 1964
Δuv	y	u
-0.0045	0.335	0.206

Color Rendering Index	Red Component	Color Quality Scale
CRI	CRI - R9	CQS
90.9	90.2	93.3

Television Lighting Consistency Index	Color Fidelity	Color Gamut
TLCI	TM30 - Rf	TM30 Rg
85	90.5	107.7

Photometric & Chromaticity Report

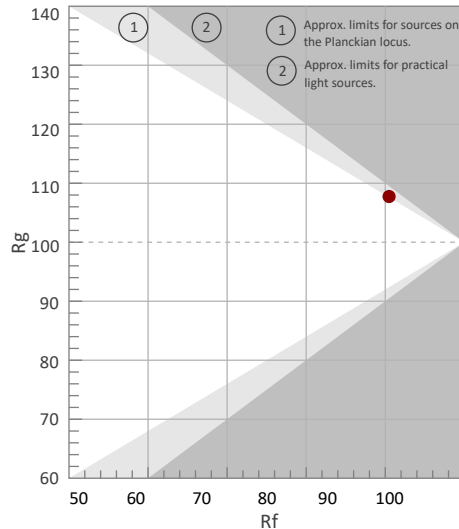
WELL Pod 2: Standard Optics - 5600K - 5 hours

TM-30 Details

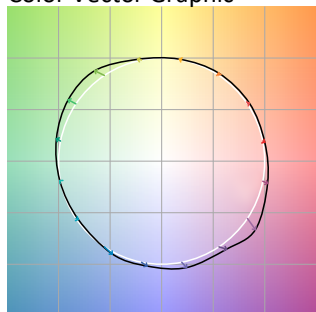
Rf 90.5
Fidelity Index (Rg)

Rg 107.7
Gammut Index (Rg)

Graphic shifts (%)			
Hue Bin	R _f	Chroma	Hue
1	94	2%	-2%
2	95	2%	0%
3	94	2%	2%
4	95	0%	2%
5	89	1%	4%
6	86	9%	5%
7	87	8%	1%
8	91	4%	-1%
9	94	1%	-1%
10	95	-1%	2%
11	83	1%	10%
12	91	3%	6%
13	92	6%	3%
14	87	6%	5%
15	85	13%	-5%
16	91	5%	-1%



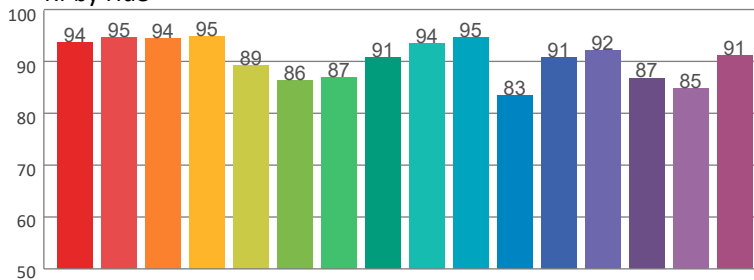
Color Vector Graphic



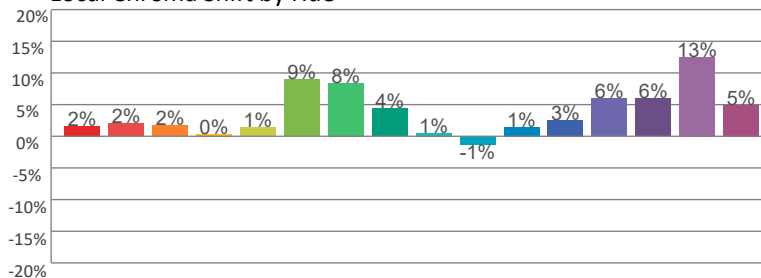
Color Distortion Graphic



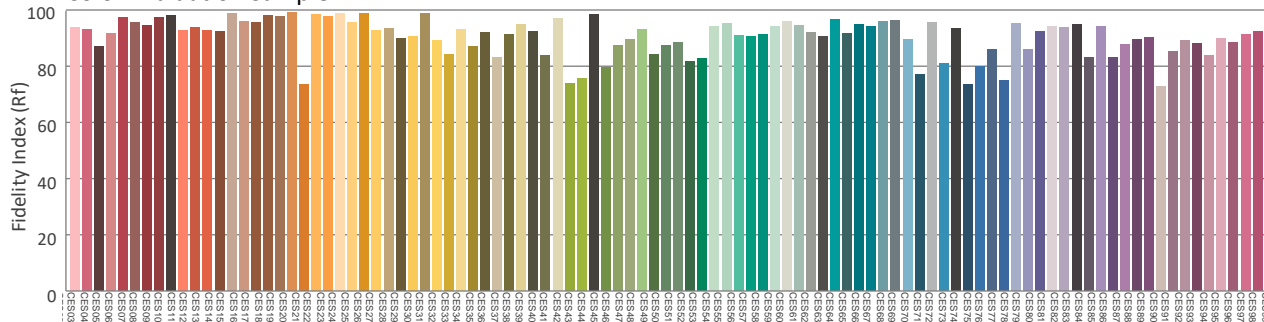
Rf by Hue



Local Chroma Shift by Hue



Color Evaluation Sample



Contact Us

General Information	Technical Support
Chauvet World Headquarters	
Address: 3360 Davie Rd., Suite 509 Davie, FL 33314 Voice: (954) 577-4455 Fax: (954) 929-5560 Toll Free: (800) 762-1084	Voice: (844) 393-7575 Fax: (954) 756-8015 Email: chauvetcs@chauvetlighting.com Website: www.chauvetdj.com
Chauvet U.K.	
Address: Pod 1 EVO Park Little Oak Drive, Sherwood Park Nottinghamshire, NG15 0EB UK Voice: +44 (0) 1773 511115 Fax: +44 (0) 1773 511110	Email: UKtech@chauvetlighting.eu Website: www.chauvetprofessional.eu
Chauvet Benelux	
Address: Vaartlaan 9 9800 Deinze Belgium Voice: +32 9 388 93 97	Email: BNLtech@chauvetlighting.eu Website: www.chauvetdj.eu
Chauvet France	
Address: 3, Rue Ampère 91380 Chilly-Mazarin France Voice: +33 1 78 85 33 59	Email: FRtech@chauvetlighting.fr Website: www.chauvetdj.eu
Chauvet Germany	
Address: Bruno-Bürgel-Str. 11 28759 Bremen Germany Voice: +49 421 62 60 20	Email: DEtech@chauvetlighting.de Website: www.chauvetdj.eu
Chauvet Mexico	
Address: Av. de las Partidas 34 - 3B (Entrance by Calle 2) Zona Industrial Lerma Lerma, Edo. de México, CP 52000 Voice: +52 (728) 690-2010	Email: servicio@chauvet.com.mx Website: www.chauvetdj.mx

Visit the applicable website above to verify our contact information and instructions to request support. Outside the U.S., U.K., Ireland, Benelux, France, Germany, or Mexico, contact the dealer of the record.

